



# NOVUS COLLECTION

SPECIFICATION GUIDE &  
PRICE LIST

JANUARY 2024



# NOVUS åben



åben is our newest addition to the Novus collection. Designed to be flexible and future focused, this new product provides a ready assembled unit in a slim lightweight steel frame, reducing fitting time for fast and easy assembly.

Available in single and double width units, the åben can be linked to other units to expand the system to your space requirements.

Designed to be as flexible as you need it to be with multiple coordinated elements to style and maximise storage and acoustic functionality.



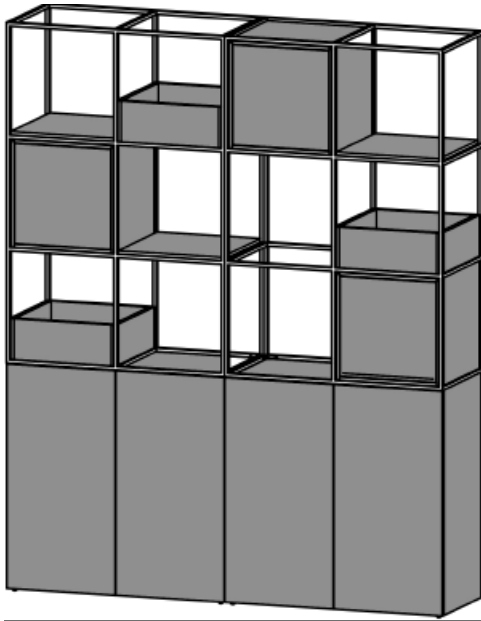
Coordinated elements available including:

- Acoustic panels
- Lockers
- Cabinets
- Base Plinths
- Shelves
- Planters
- Display boxes
- Moss panels
- Preserved foliage



# NOVUS åben

Example configurations

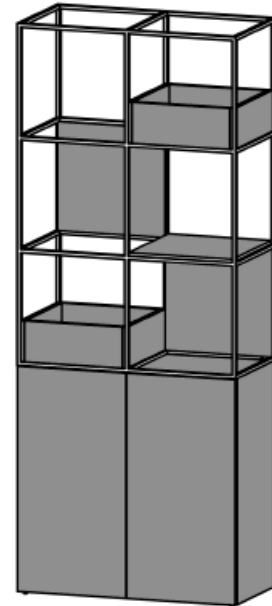


**Configuration 1**

1678mm x 426mm x  
2090mm (w,d,h)

2 x (2x3) Frame  
2 x Double Base Cabinet  
3 x MFC Locker  
3 x MFC Planter  
3 x MFC Shelf

**£4119**

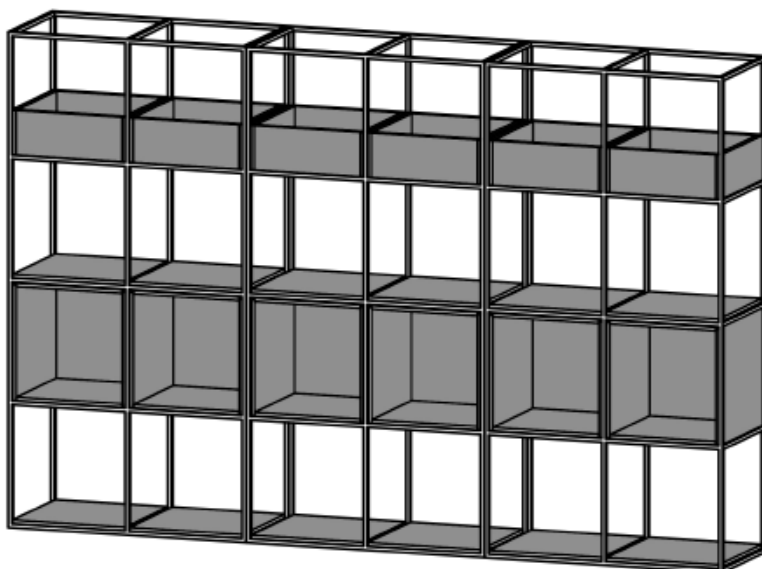


**Configuration 2**

839mm x 426mm x  
2090mm (w,d,h)

1 x (2x3) Frame  
1 x Double Base Cabinet  
2 x MFC Planter  
1 x MFC Shelf  
2 x PET Acoustic Panel

**£1873**

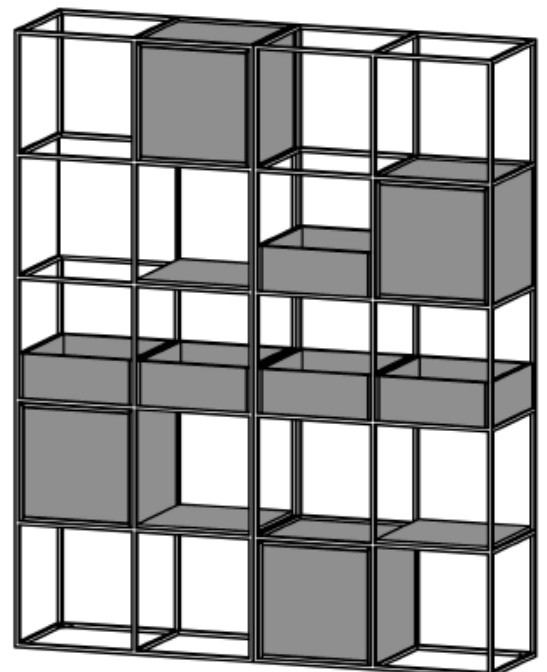


**Configuration 3**

2521mm x 426mm x  
1665mm (w,d,h)

3 x (2x4) Frame  
12 x MFC Shelf  
6 x MFC Box Closed Back  
6 x MFC Planter

**£5522**



**Configuration 4**

1680mm x 426mm x  
2078mm (w,d,h)

2 x (2x5) Frame  
4 x MFC Locker  
5 x MFC Planter  
3 x MFC Shelf

**£3668**



# NOVUS åben



## Step 1 - Select your steel frame configuration.

The steel construction of the Novus Collection can be built piece by piece to create your perfect configuration. Begin the process by choosing a starter bay. The maximum width is two bays wide but multiple sets can be attached together using a simple magnetic system.

[10% discount when you order 10+ of the same frame configuration]



1h x 1w

£216

426mm x 426mm x 426mm  
(w,d,h)



1h x 2w

£305

839mm x 426mm x 426mm  
(w,d,h)



1h x 3w

£391

1252mm x 426mm x 426mm  
(w,d,h)



1h x 4w

£469

1665mm x 426mm x 426mm  
(w,d,h)



1h x 5w

£560

2078mm x 426mm x 426mm  
(w,d,h)



2h x 1w

£305

426mm x 426mm x 839mm  
(w,d,h)



2h x 2w

£439

839mm x 426mm x 839mm  
(w,d,h)



2 + 1

£384

839mm x 426mm x 839mm  
(w,d,h)



3h x 1w

£391

426mm x 426mm x 1252mm  
(w,d,h)



2w x 3h

£586

849mm x 426mm x 1252mm  
(w,d,h)



3 + 2

£525

849mm x 426mm x 1252mm  
(w,d,h)



3 + 1

£459

849mm x 426mm x 1252mm  
(w,d,h)


# NOVUS åben



$1w + 4h$

£469


426mm x 426mm x 1665mm  
(w,d,h)



$2w + 4h$

£690

839mm x 426mm x 1665mm  
(w,d,h)



$4 + 3$

£649

839mm x 426mm x 1665mm  
(w,d,h)



$4 + 2$

£597

839mm x 426mm x 1665mm  
(w,d,h)



$4 + 1$

£538


839mm x 426mm x 1665mm  
(w,d,h)



$1w \times 5h$

£560

426mm x 426mm x 2078mm  
(w,d,h)



$2w \times 5h$

£817

839mm x 426mm x 2078mm  
(w,d,h)



$5 + 4$

£772

839mm x 426mm x 2078mm  
(w,d,h)



$5 + 3$

£719

839mm x 426mm x 2078mm  
(w,d,h)



$5 + 2$

£676

839mm x 426mm x 2078mm  
(w,d,h)



$5 + 1$

£628

839mm x 426mm x 2078mm  
(w,d,h)

# NOVUS åben



## Step 2 - Select your MFC inserts.

Lightweight, stain and scratch resistant our MFC inserts are available in a range of colours and finishes to suit your environment. Whether your Novus system is to be used for display, acoustics or locking away or storing valuables we have a solution to fit.

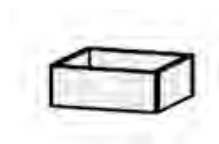


MFC Shelf

£46

Garnica Plywood option

£114

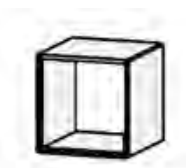


MFC Planter

£161

Garnica Plywood option

£335



MFC Box Open Back

£188

Garnica Plywood option

£461



MFC Box Closed Back

£208

Garnica Plywood option

£560



MFC Locker

£272

Garnica Plywood option

£724



MFC Locker with Key Lock

£432

Garnica Plywood option

£884



MFC Locker with Combination Lock

£472

Garnica Plywood option

£760



PET Acoustic Panel

£82



PET Acoustic Back Panel for Closed Back Box

£44



MFC Closed Back Box with PET Back Panel

£229

# NOVUS åben

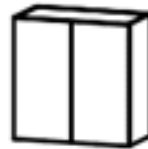


## Step 3 - Select your your Base Unit.

If you require your steel frame to sit on a base unit cabinet or plinth we have the following options available.



Single Base Cabinet      £487  
Garnica Plywood option      £1066



Double Base Cabinet      £755  
Garnica Plywood option      £1548



Single Plinth      £164  
Garnica Plywood option      £379



Double Plinth      £215  
Garnica Plywood option      £486



# PERSONALISE



## Finishes

We have hand-picked a selection of finishes to give your Novus Collection a contemporary look and feel. Further fabrics, colours and finishes are available upon request.

### Steel Frame

Available in our standard finishes or any RAL colour upon request.



White  
Textured  
Powdercoat

Cashmere  
Textured  
Powdercoat

Black  
Textured  
Powdercoat

Raw Steel  
Smooth  
Clear Lacquer

### MFC Cabinets & Inserts

Available in our standard finishes or let us know if you have a special request. All finishes have a matching edgeband.



Light Acacia

Light Oak

Walnut

Rustic Oak

Black Oak

Grey Oak

Maple Ply Effect



Stone Grey

Demin Blue

Cashmere Grey

Indigo Blue



Lava Grey

Fjord Green

Porcelain White

Graphite Grey



Premium White

Black



Plywood Effect  
Edge

### Poplar Plywood Cabinets & Inserts


Available in our standard clear lacquer finish.



Poplar Plywood

### PET Acoustic Panels

Please enquire for available colours.



Charcoal

Silver Grey

Desert Sand

Cream



# NOVUS original



**Manufactured from steel, Novus is a stable, sturdy system with a choice of interchangeable colour options.**

Each freestanding unit can be specified up to 2160mm tall to create a room-within-a-room environment with wooden, moss and acoustic panels adding privacy where required.

The structural strength supports the furniture elements as well as design details such as 'windows' and bridging sections. Novus can be readily repurposed, reconfigured and extended to accommodate evolving requirements. Clever touches include the interchangeable bracket enabling shelves to be positioned proud or flush to the metal supporting grid.

**Coordinated elements available including:**

- Worksurfaces
- Lockers
- Shelves
- Planters
- Display units
- Storage cupboards
- AV units
- Lighting
- Seating
- Moss panels
- Preserved foliage





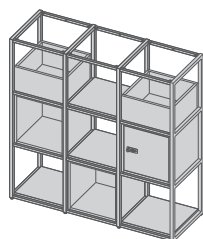
# NOVUS original



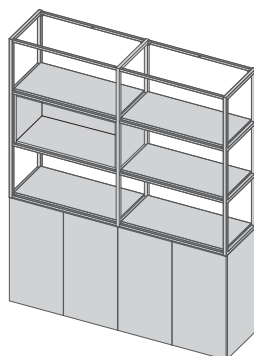
## Bespoke Capabilities

Novus applications are only limited to your imagination. The system can be as compact or as extensive as you need it to be. Our manufacturing expertise means that we can adapt the standard modules to suit your needs entirely.

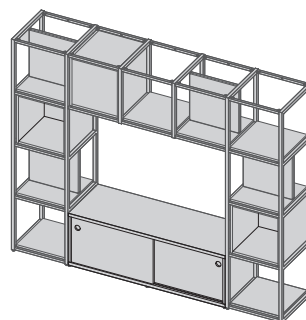
## Example Configurations



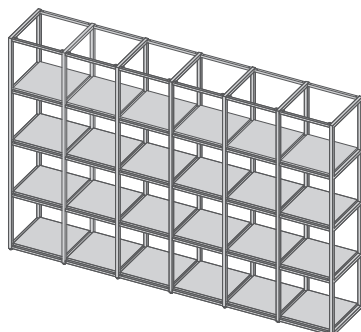
**Configuration 1**  
1300mm x 450mm x 1310mm  
(w,d,h)  
£poa



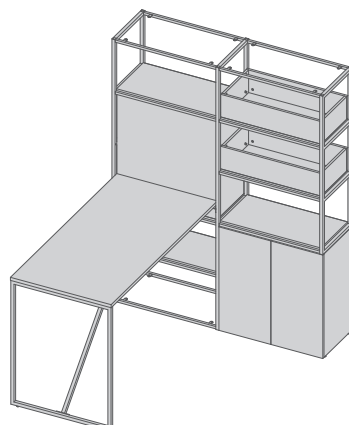
**Configuration 2**  
1725mm x 450mm x 2160mm  
(w,d,h)  
£poa



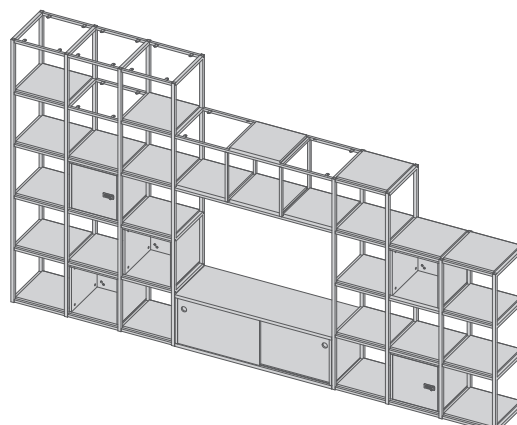
**Configuration 3**  
2150mm x 450mm x 1735mm  
(w,d,h)  
£poa



**Configuration 4**  
2575mm x 450mm x 1735mm  
(w,d,h)  
£poa



**Configuration 5**  
1725mm x 1650mm x 2160mm  
(w,d,h)  
£poa



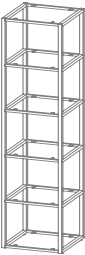
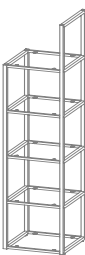

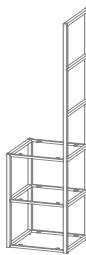

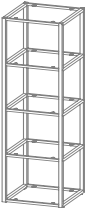
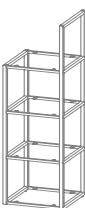
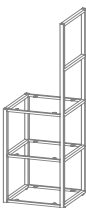



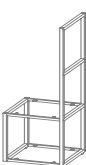
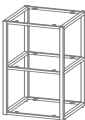
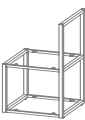

**Configuration 6**  
3850mm x 450mm x 2150mm  
(w,d,h)  
£poa

# NOVUS original



## Build it Starters

The steel construction of the Novus Collection can be built piece by piece to create your perfect configuration. Begin the process by choosing a starter bay.

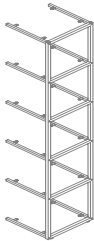

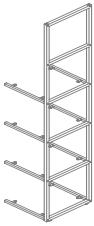
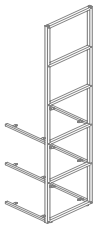
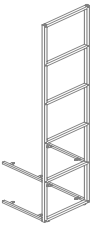
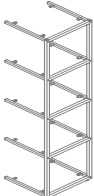

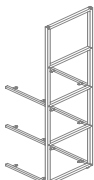
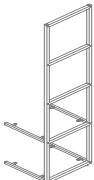
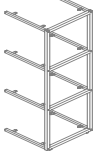
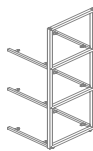
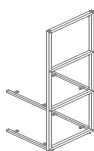
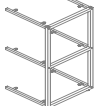
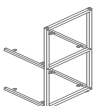

Heights	Start Bays				
	5 High	4 - 5 High	3 - 5 High	2 - 5 High	1 - 5 High
2160 mm					
	Single: <b>£910</b> Double: <b>£1031</b>	Single: <b>£825</b> Double: <b>£926</b>	Single: <b>£740</b> Double: <b>£821</b>	Single: <b>£655</b> Double: <b>£716</b>	Single: <b>£529</b> Double: <b>£570</b>
	4 High	3 - 4 High	2 - 4 High	1 - 4 High	
1735 mm					
	Single: <b>£809</b> Double: <b>£910</b>	Single: <b>£724</b> Double: <b>£805</b>	Single: <b>£639</b> Double: <b>£700</b>	Single: <b>£514</b> Double: <b>£554</b>	
	3 High	2 - 3 High	1 - 3 High		
1310 mm					
	Single: <b>£707</b> Double: <b>£788</b>	Single: <b>£623</b> Double: <b>£683</b>	Single: <b>£497</b> Double: <b>£538</b>		
	2 High	1 - 2 High			
885 mm					
	Single: <b>£606</b> Double: <b>£668</b>	Single: <b>£482</b> Double: <b>£522</b>			
	1 High				
460 mm					
	Single: <b>£424</b> Double: <b>£465</b>				

Single Width  
450mm x 450mm (w,d)  
Double Width  
875mm x 450mm (w,d)

# NOVUS original



Build it Add-ons  
Choose Add-on bays as required.

Heights	Add-on / End Bays				
	5 High	4 - 5 High	3 - 5 High	2 - 5 High	1 - 5 High
2160 mm	 Single: £661 Double: £782	 Single: £593 Double: £694	 Single: £523 Double: £604	 Single: £454 Double: £516	 Single: £386 Double: £426
1735 mm	4 High  Single: £576 Double: £677	3 - 4 High  Single: £508 Double: £589	2 - 4 High  Single: £439 Double: £499	1 - 4High  Single: £370 Double: £411	
1310 mm	3 High  Single: £491 Double: £572	2 - 3 High  Single: £422 Double: £484	1 - 3 High  Single: £354 Double: £394		
885 mm	2 High  Single: £407 Double: £467	1 - 2 High  Single: £338 Double: £379			
460 mm	1 High  Single: £281 Double: £321				

Single Width  
450mm x 450mm (w,d)  
Double Width  
875mm x 450mm (w,d)

# NOVUS original

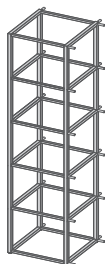


## Build it Corners

Corner bays can be added to enhance your design.

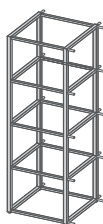
### Corner Bays

5 High



£1011

4 High



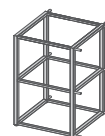
£910

3 High



£809

2 High



£707

1 High



£505

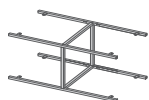


# NOVUS original

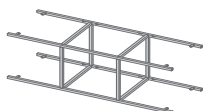


## Bridging Units

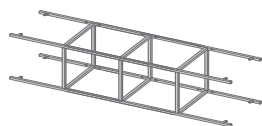
### Top Bridging Unit



**Double Bridge**  
825mm x 450mm x 450mm  
(w,d,h)  
**£525**



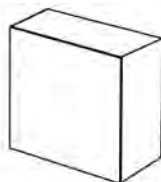
**Triple Bridge**  
1250mm x 450mm x 450mm  
(w,d,h)  
**£606**



**Quad Bridge**  
1675mm x 450mm x 450mm  
(w,d,h)  
**£687**

### Media Insert

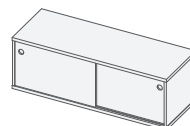
MFC with 2mm ABS edging



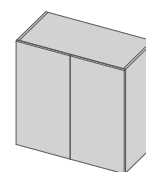
**Media Insert with removable back**  
825mm x 450mm x 825mm  
(w,d,h)  
**£487**

### Storage

MFC with 2mm ABS edging



**Low Storage Cupboard with Sliding Doors (Double)**  
800mm x 450mm x 450mm  
(w,d,h)  
**£584**



**Tall Storage Cupboard with push to open Door (single)**  
450mm x 450mm x 848mm  
(w,d,h)  
**£428**

**Low Storage Cupboard with Sliding Doors (Triple)**  
1250mm x 450mm x 450mm  
(w,d,h)  
**£857**

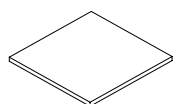
**Tall Storage Cupboard with push to open Doors (Double)**  
800mm x 450mm x 848mm  
(w,d,h)  
**£545**

## Shelf Fittings

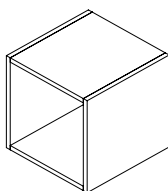
### Shelves & Inserts

MFC with 2mm ABS edging

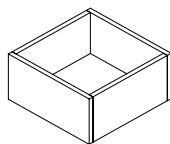
Also available in Wood Grain MFC and Plywood - please contact us for pricing



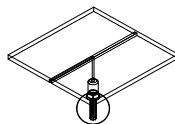
**Single Shelf**  
400mm x 400mm x 18mm  
(w,d,h)  
**£31**



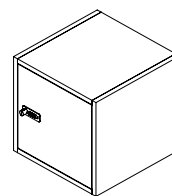
**Single Display Box**  
400mm x 400mm x 400mm  
(w,d,h)  
**£156**



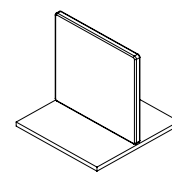
**Single Planter**  
400mm x 400mm x 203mm  
(w,h)  
**£136**



**Single Light Unit**  
400mm x 400mm x 18mm  
(w,d,h)  
**£335**



**Single Box with Door**  
400mm x 400mm x 400mm  
(w,d,h)  
**£234**



**Single Shelf with Acoustic Panel**  
400mm x 400mm x 398mm  
(w,d,h)  
**£229**

**Double Shelf**  
800mm x 400mm x 18mm  
(w,d,h)  
**£45**

**Double Display Box**  
800mm x 400mm x 400mm  
(w,d,h)  
**£234**

**Double Planter**  
800mm x 400mm x 203mm  
(w,d,h)  
**£214**

**Double Light Unit**  
800mm x 400mm x 218mm  
(w,d,h)  
**£648**

**Single Box with Door & Lock**  
400mm x 400mm x 400mm  
(w,d,h)  
**£251**

**Triple Shelf**  
1200mm x 400mm x 18mm  
(w,d,h)  
**£58**

**Triple Display Box**  
1200mm x 400mm x 400mm  
(w,d,h)  
**£312**

**Triple Planter**  
1200mm x 400mm x 203mm  
(w,d,h)  
**£272**

**Triple Light Unit**  
1200mm x 400mm x 18mm  
(w,d,h)  
**£966**

**Single Box with Door & Combination Lock**  
400mm x 400mm x 400mm  
(w,d,h)  
**£288**

**Single Display Box With no back**  
400mm x 400mm x 400mm  
(w,d,h)  
**£136**

**Note:** Priced as standard MFC. Prices are also available in woodgrain MFC and birch plywood

# NOVUS original



Expand it

## Tables



**Sitting Height Tables with 18mm Top**  
800mm x 1000mm x 750mm  
(w,d,h)  
**£889**

800mm x 1200mm x 750mm  
(w,d,h)  
**£930**

800mm x 1400mm x 750mm  
(w,d,h)  
**£970**

800mm x 1600mm x 750mm  
(w,d,h)  
**£1011**



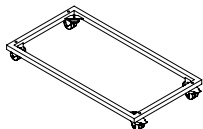
**Poseur Height Tables with 18mm Top**  
800mm x 1000mm x 1040mm  
(w,d,h)  
**£889**

800mm x 1200mm x 1040mm  
(w,d,h)  
**£930**

800mm x 1400mm x 1040mm  
(w,d,h)  
**£970**

800mm x 1600mm x 1040mm  
(w,d,h)  
**£1011**

## Mobile

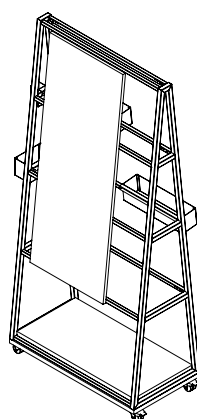


### Castor Frames

2 Wide Castor Frame  
**£304**

3 Wide Castor Frame  
**£465**


4 Wide Castor Frame  
**£627**



### Easel

**Easel Frame with Wipe Board**  
**£1,173**  
Pen Pot  
**£41**  
Large Planter  
**£81**  
Small Planter  
**£64**

## Wipe Boards



### Dry Wipe Panels

2 High x 2 Wide  
Includes hanging brackets  
**£424**

### Base Plinths

150mm high, 3 wide  
**£584**

150mm high, 4 wide  
**£701**

150mm high, 5 wide  
**£817**

\* Price for Camira Blazer or equivalent.  
Frame available in Black, White or Silver only.



# PERSONALISE



## Finishes

We have hand-picked a selection of finishes to give your Novus Collection a contemporary look and feel. Further fabrics, colours and finishes are available upon request.








### Steel Frame

Available in any RAL colour. Other colours and finishes available upon request.




			
Blackened Steel	Black (Matt) RAL 9005	White RAL 9016	Clear Powdercoat

### Wooden Elements

MFC as standard. Plywood and Veneer POA.





			
Oak	Urban Oak	Maple	White
			
Slate Grey	Ceramic Red	Dusk Blue	Black

### Edging

	Oak 2mm ABS
	Ply Please contact us for prices
	Matching ABS to any standard finish

### Fabrics

Camira Synergy as standard. Other fabrics and colours available upon request.

			
Mutual LDS84	League LDS50	Regard LDS54	Pair LDS31

Cannot find what you are looking?

Novus has been designed as a flexible modular system. Using the standard modules we can create any configuration in any finish, tailored to your specific needs. Talk to one of our designers today.

# NOVUS trellis & canopy



**Trellis is a 2D version of the Novus system, which forms a space dividing structure.**

- 2D grid design
- No intrusive feet are necessary as the design works with a sturdy linking mechanism and levelers.
- Same robust square 25mm x 25mm steel tubing as Novus to create the grid frame work
- Modular and configurable, from 3-by-3 square, up to 5-by-5 square
- Links on to Novus system or to other Novus trellis
- Dress with various types of panel: acoustic, glazed, moss.
- Accessories can be hung from the trellis such as wipe boards, notice boards and picture frames creating a multi-function 'wall'.

**£POA**

**Canopy is a ceiling structure, which can be linked onto Novus or the slimmer Novus Trellis.**

- Robust 50mm x 25mm steel tubing frame work is used to create ceiling cross frames, which can house louvres if required.
- Recycled PET acoustic louvre panels attach to the Novus steel frame work to create a comforting acoustic space
- The canopy can be up to 3m in width –with no limits to the length when supported by Novus or Novus Trellis
- The canopy only needs to be linked two sides
- Accessories includes curtains, lighting and preserved foliage

**£POA**





# NOVUS a-zone collaborative bench



**Built for today's inclusive workplace.  
Encouraging ergonomic movement and  
a team-working environment.**

Novus A-Zone cradles the collaboration work zone, bringing style and functionality together. Suitable for individual and team-working, with a generous surface area and desktop power options, the Novus A-Zone adapts to changing demands.

Ensuring a fully inclusive workspace, the Novus A-Zone height settable option provides access and comfort for all users.

The height adjustable Novus A-Zone brings ergonomic comfort, with the option of pre-settable controls. Further comfort is guaranteed with an option of a Fenix worktop, soft to the touch and scratch resistant.



# NOVUS a-zone collaborative bench



Height Settable –  
Sitting Height



Fixed Height –  
Standing Height

Height  
Adjustable



Dimensions:  
Settable to 720mm, 740mm or 760mm high  
L x W (mm)

	MFC	Fenix
2400 x 1200	£8408	£9556
3000 x 1200	£8825	£9972
3600 x 1200	£13518	£14665
2400 x 1500	£8791	£11084
3000 x 1500	£10736	£12838
3600 x 1500	£14665	£17531

Dimensions:  
L x W x H (mm)

	MFC	Fenix
2400 x 1200 x 1100	£8408	£9556
3000 x 1200 x 1100	£8825	£9972
3600 x 1200 x 1100	£13518	£14665
2400 x 1500 x 1100	£8,453	£10,658
3000 x 1500 x 1100	£10736	£12838
3600 x 1500 x 1100	£14665	£17531

Dimensions:  
L x W x H (mm)

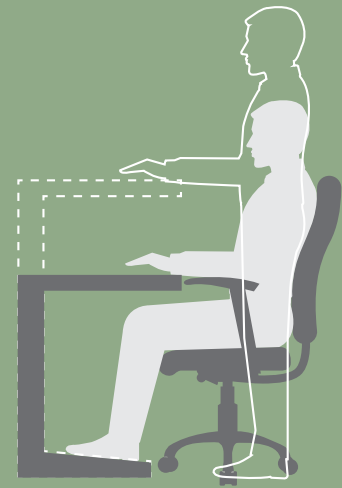
	MFC	Fenix
2400 x 1200 x 680-1240	£10702	£11936
3000 x 1200 x 680-1240	£11119	£12353
3600 x 1200 x 680-1240	£15811	£17047
2400 x 1500 x 680-1240	£11084	£13083
3000 x 1500 x 680-1240	£11883	£14837
3600 x 1500 x 680-1240	£16576	£19530

**NOTE:** External height of the A-Zone frame is 2000mm. All worktops are 25mm less than overall length. Individual height adjustable workstations are also available, contact us for details.



## Novus A-Zone Features

Inclusive Workspace	Fully inclusive options. Both the height adjustable and the height settable A-Zone benches, meet standards BS.EN.527-1 Office Furniture and BS.EN.8300-2 Accessible & Inclusive Built Environment.
Workspace Coordination	Part of the Novus range, using the same materials, manufacturing processes and design concept, the A-Zone can be used as part of the range or a stand-alone collaborative bench.
Design Aesthetics	A-frame end supports have been designed so all table options suite together in the same workspace.
Open or Privacy	Two sizes of mesh panels have been developed to provide the option of partially or fully closing the A-frame end supports for privacy and modern aesthetics.
Easy fit accessories	All accessories have been designed to easily hook on and off, securely fixing without tools, to quickly and easily change the style.
Biophilic workplace	Accessories include planters to bring biophilic properties into the work environment, helping to create a colourful workplace.
Integrated cross gantry cabling	Cable management has been incorporated into the design to provide additional light source, ideal for intense work.
Cable management	The cable beam is integral to the structure of the A-Frame, designed with clean lines as a cable free table, or allows fixings for a mesh cable tray.
Utilising space	End frame wipe boards are available in ½ and full panel sizes to further assist with collaboration and team working.
Linak actuator	Market leading Linak DL6 4-way sync actuator powers the height adjustable mechanism for smooth and quiet movement, enabling height tolerance 680-1240mm.
Height adjustment controller	The height adjustment is controlled by CDB6S an easy to use highly sensitive control paddle with soft stop/start. Eco friendly low consumption when on standby mode.



## Accessories:

Power module Vertical (single power with twin USB) CE approved	£482
Power module Horizontal (single power with twin USB) CE approved	£526
Lights (Edison style each)	£182
Lighting for 2400mm (LED strip)	£638
Lighting for 3000mm (LED strip)	£1184
Lighting for 3600mm (LED strip)	£1274
Height Adjustable 3 reference controller	£128
Height Adjustable pre-settable controller	£344
Wire mesh panel ½ panel bottom	£287
Wire mesh panel full panel – 530w x 1862h	£573
Wipe board ½ panel - 1368x537mm	£382
Wipe board full panel - 1874x537mm	£552

## Hook on/hook off accessories:

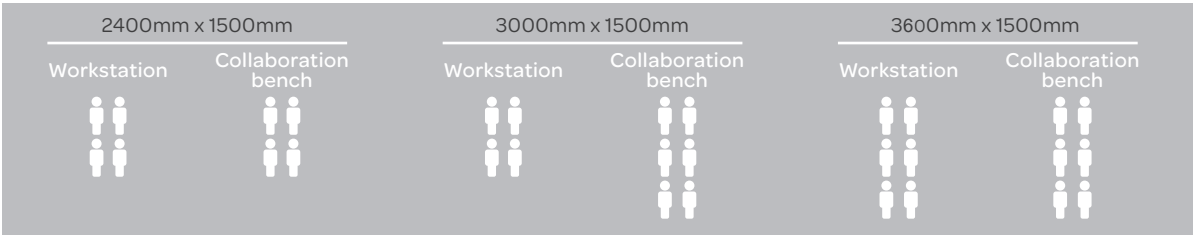
Worktop mesh cable tray 2400mm	£114
Worktop mesh cable tray 3000mm	£130
Worktop mesh cable tray 3600mm	£141
Mesh planter for gantry 2400mm	£114
Mesh planter for gantry 3000mm	£130
Mesh planter for gantry 3600mm	£141
Steel planter small - 50x50x100mm	£38
Steel planter medium - 175x100x100mm	£57
Steel planter large - 400x100x100mm	£77
Preserved foliage gantry 2400mm pack	£1688
Preserved foliage gantry 3000mm pack	£1968
Preserved foliage gantry 3600mm pack	£2531
Preserved foliage small planter pack	£11
Preserved foliage medium planter pack	£43
Preserved foliage large planter pack	£92



# NOVUS a-zone collaborative bench




### Seating Guide:



### Steel Frame


An extensive option of powder coated colours are available for the framework, please enquire



Blackened Steel



Black (Matt)  
RAL 9005



White  
RAL 9016



Clear Lacquer

Clear lacquer also known as raw finish, showing manufacturing marks, blemishes and welding burns, creating an authentic industrial look.

### Bench Top


**MCF Board** - MFC as standard.  
Plywood and Veneer POA.



Black




Bleached oak



Light grey




Maple




Natural Oak



White




Shorewood



Walnut


**Fenix** - Nanotechnology. Soft touch, anti fingerprint, thermal healing micro scratches




White



Light Grey



Black



Dark Grey

An extensive option of colours are available in MFC and Fenix worktops, please enquire

### Edging

Standard colours of board edging to match or contrast are available

### Optional Extras



PLY  
2mm clear acrylic edging with a wood effect backing +£5%

### Cannot find what you are looking for?

Novus A-Zone has been designed with standard components which allow for bespoke adaptations and additions. Talk to one of our designers to see how tailored finish and sizing can meet your specific needs.

#### IMPORTANT INFORMATION



**Inclusive:** Wheelchair suitable.



**Sustainable:** Steel is one of the world's most recycled materials, and among the easiest materials to reprocess, as it can be separated magnetically from the waste stream. Our Steel content is in excess of 56% recycled. Egger MFC is manufactured to EN 312 and EN 14322 and FSC accredited. Fenix NTM is certified to NSF, and CE marked for interior building applications. It is also FSC accredited. Fenix is applauded for its durability, thereby providing product longevity. Both MFC and Fenix are popular in the reuse and repurpose streams, eliminating energy consumption by recycling. Planting: real plants, preserved in non environmentally harmful process, compostable at the end of life.

*Note: All prices are retail and subject to trade discount. Pricing is ex works, if you would like a quote for delivery or delivery and installation, please do contact us.*





**Frem Group**  
Concept House  
Upton Valley Way East  
Pineham Business Park  
Northampton  
NN4 9EF

**London Showroom**  
84 Clerkenwell Road  
London  
EC1M 5RF



+44 (0) 1604 756 567  
[info@fremgroup.co.uk](mailto:info@fremgroup.co.uk)  
[FREM.CO.UK](http://FREM.CO.UK)

