

SIGNATURE

EXPERTLY CRAFTED



TECHNICAL SPECIFICATION & PRICE LIST 2022



# CONTENTS

Introducing Signature \_\_\_\_\_ 2

Meeting table \_\_\_\_\_ 3

Executive desk \_\_\_\_\_ 4

Storage \_\_\_\_\_ 5

Coffee table \_\_\_\_\_ 6

Finishes \_\_\_\_\_ 7



# INTRODUCING SIGNATURE

Our Signature collection of premium executive office furniture represents luxury and craftsmanship at its best. Hand-crafted complementary timeless pieces, have been designed to flow through your offices, impressing all with their bold statements.



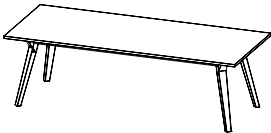
# MEETING TABLE

Our Signature meeting tables promise to impress with their distinctive, sleek and contemporary design. With a hand-crafted premium feel, these eye-catching pieces offer style as well as durability, making them a perfect option for client and board meetings.

The stunning meeting tables come with a 26mm thick veneer top and either a square or reverse chamfer edge, tapered solid wood splayed legs, and an attractive metal detail as standard.

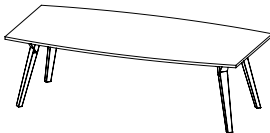
**STANDARD SPECIFICATION**

- 26mm short grain, crown cut veneer top
- Height 750mm
- 2mm solid wood square/reverse chamfer edge
- Square corners
- Tapered solid wood splayed legs
- Metal brace leg feature
- Cable tray
- Oak/maple/walnut finish
- Copper/brass/stainless brushed metal finish




## RECTANGULAR

DEPTH (mm)	LENGTH (mm)	SEATS
800	1600	2-4
900	1800	2-4
1000	2000	4-6
1200	2400	8
1200	3000	10
1200	3600	10-12
1200	4200	12-14
1200	4800	14
1500	3000	10-12
1500	3600	10-12
1500	4200	12-14
1500	4800	14
1500	5400	14-16
1500	6000	16-20




## BARREL

DEPTH (mm)	LENGTH (mm)	SEATS
1000/1200	2000	4-6
1000/1200	2400	8
1000/1200	3000	10
1200/1500	3600	10-12
1200/1500	4200	12-14
1200/1500	4800	14
1200/1500	5400	14-16
1200/1500	6000	16-20



## ROUND

DIAMETER (mm)	SEATS
1000	2-4
1200	2-4
1500	4
1800	4-6



## SQUARE

DEPTH (mm)	LENGTH (mm)	SEATS
1200	1200	4
1500	1500	4

**Please note:**  
If you require a table that is between two of our standard size options, please price to the next applicable size up.

Tables above 2400mm(l) require 6 legs.  
Tables above 4800mm(l) require 8 legs.

## CANNOT FIND WHAT YOU NEED?

Even though our products have been designed to standard specifications, we can customise the sizing, finishes, metal detailing and tailor to your specific needs. Talk to one of our specialists to discuss your bespoke requirements.

## OPTIONAL EXTRAS

### TABLE TOP

- Bespoke grain directions
- Rounded corners (square edge)
- Rounded corners (reverse chamfer edge)
- Metal strip inlay across top (standard finish)
- Metal strip inlay across top (premium finish)

### CABLE MANAGEMENT

- Wooden cable riser

- Metal plate inside leg concealing integral cabling per leg (standard finish)
- Metal plate inside leg concealing integral cabling per leg (premium finish)
- Cable grommet

### POWER & DATA

- Grain matched flap with power module (double power & 4x USB) CE approved

- Metal matched flap with power module (double power & 4x USB) CE approved
- Wireless charging unit

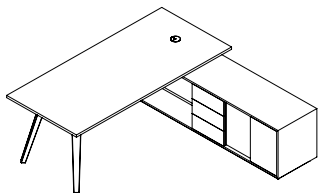
## FINISHES

- Solid colour lacquer top
- Fenix laminate top
- Premium black oak wood finish
- Metal brace leg feature (premium finish)

# EXECUTIVE DESK

The Signature executive desk features a unique, stylish design that inspires creativity and represents success. With a modern take on executive office furniture, it is a statement piece for the executive who demands the very best.

The desk is available in left or right hand configurations, with tapered solid wood splayed legs, integrated storage and locking options.



STANDARD SPECIFICATION

- 26mm long grain, crown cut veneer top
- Height 750mm
- 2mm solid wood square edge/reverse chamfer desk top
- Square corners
- Right or left handed
- Tapered solid wood splayed legs
- Metal brace leg feature
- Cable grommet
- Integral storage unit\*
- Oak/maple/walnut finish
- Copper/brass/stainless brushed metal finish

*\*Integral storage unit: • 19mm long grain, crown cut veneer top, side panels and doors • Open storage with an adjustable shelf • 3 drawers • 2 sliding doors • Cable management routed through the unit*



## DIMENSIONS

OVERALL DEPTH (mm)	OVERALL WIDTH (mm)	DESK TOP DEPTH (mm)	DESK TOP WIDTH (mm)	STORAGE UNIT DEPTH (mm)	STORAGE UNIT WIDTH (mm)
1800	1800	900	1800	1800	500
2000	2000	900	2000	2000	500
2000	2400	900	2400	2000	500

## OPTIONAL EXTRAS

### DESK TOP

- Bespoke grain directions
- Rounded corners (square edge)
- Rounded corners (reverse chamfer edge)
- Modesty panel

### CABLE MANAGEMENT

- Metal plate inside leg concealing integral cabling per leg (standard finish)
- Metal plate inside leg concealing integral cabling per leg (premium finish)

### POWER & DATA

- Grain matched flap with power module (double power & 4x USB) CE approved
- Metal matched flap with power module (double power & 4x USB) CE approved

### LOCKING

- Standard lock with suited keys
- Alternative locking options

### FINISHES

- DESK TOP
  - Solid colour lacquer top
  - Fenix laminate top

- Premium black oak wood finish
- Metal brace leg feature (premium finish)
- Metal strip inlay across top (standard finish)
- Metal strip inlay across top (premium finish)

### STORAGE UNIT

- Solid colour lacquer top
- Fenix laminate top
- Premium black oak wood finish
- Carrara marble top
- Composite stone top
- Finished back to match

## CANNOT FIND WHAT YOU NEED?

Even though our products have been designed to standard specifications, we can customise the sizing, finishes, metal detailing and tailor to your specific needs. Talk to one of our specialists to discuss your bespoke requirements.

# STORAGE

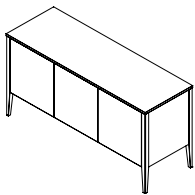
Signature storage is more than just functional furniture, these are standout pieces that will eventually become modern day classics. Our exquisite credenzas offer a choice of veneer, bespoke stone and marble tops, interchangeable push-to-open door and drawer options, and an optional fridge.

The Signature filer and tall storage units are perfect for those seeking a complete and matching suite of stunning office furniture.

## STANDARD SPECIFICATION

- 19mm long grain, crown cut veneer\*
- Tapered solid wood legs
- Easy-clean grey interior
- Doors and drawers with push-to-open mechanism
- Adjustable shelves
- Oak/maple/walnut finish


*\*Veneer sides, tops and doors*



## CREDENZA

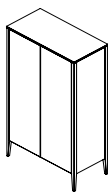
DESCRIPTION	DEPTH (mm)	WIDTH (mm)	HEIGHT (mm)
2 doors with single shelf	500	1000	750
3 doors with single shelf	500	1460	750
4 doors with single shelf	500	1920	750

*All shelves are adjustable.*



## FILER

DESCRIPTION	DEPTH (mm)	WIDTH (mm)	HEIGHT (mm)
Double doors with 2 shelves	500	1000	1000
2 filer drawers	500	1000	1000
3 filer drawers	500	1000	1380



## TALL STORAGE

DESCRIPTION	DEPTH (mm)	LENGTH (mm)	HEIGHT (mm)
Double doors with coat rail and 2 shelves	500	1000	1800
Double doors with 5 shelves	500	1000	1800
Double doors with 2 filer frames and 3 shelves	500	1000	1800

## OPTIONAL EXTRAS

### FRIDGE

Credenza fridge

### LOCKING

Standard lock with suited keys

Alternative locking options

### FINISHES

Bespoke grain directions

Solid colour lacquer top

Fenix laminate top

Premium black oak wood finish

Carrara marble top

Composite stone top

Metal strip inlay in legs (standard finish)

Credenza/Filer/Tall

Metal strip inlay in legs (premium finish)

Finished back to match

Credenza

Filer

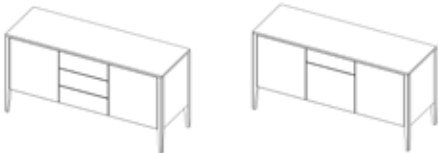
Tall Storage

Veneer internals

## CREDENZA CONFIGURATIONS

Replace door with 3 personal drawers

Replace door with 1 drawer and filer drawer



## CANNOT FIND WHAT YOU NEED?

Even though our products have been designed to standard specifications, we can customise the sizing, finishes, metal detailing and tailor to your specific needs. Talk to one of our specialists to discuss your bespoke requirements.

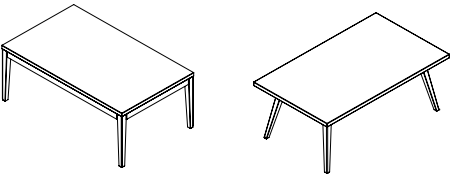
# COFFEE TABLE

Simple and functional, yet chic and contemporary, the coffee tables complete the Signature collection.

With two distinctive tapered solid wood leg styles, a timber frame and a beautiful rectangular or round veneer top, either match your coffee table to the Signature meeting table or storage, for perfect design harmony.

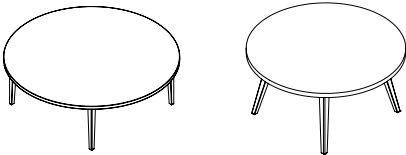
## STANDARD SPECIFICATION

- 26mm long grain, crown cut veneer top
- Height 400mm
- 2mm solid wood square edge/reverse chamfer
- Square corners
- Tapered solid wood straight/splayed legs\*
- Oak/maple/walnut finish



### RECTANGULAR

DEPTH (mm)	LENGTH (mm)
600	600
600	1000
1000	1000



### ROUND

DIAMETER (mm)
800
1000
1200

### LEG OPTIONS

Straight legs

Splayed legs



*\*Match your coffee table legs to either your meeting tables or storage.*

## OPTIONAL EXTRAS

### TABLE TOP

Bespoke grain directions

### CABLE MANAGEMENT

Metal plate inside leg concealing integral cabling  
per leg (standard finish)

Metal plate inside leg concealing integral cabling  
per leg (premium finish)

Cable grommet

### POWER & DATA

Wireless charging unit

### FINISHES

Solid colour lacquer top

Fenix laminate top

Premium black oak wood finish

Metal disc inlay in round top (standard finish)

Metal strip inlay in leg (standard finish)

Metal strip inlay in leg (premium finish)

## CANNOT FIND WHAT YOU NEED?

Even though our products have been designed to standard specifications, we can customise the sizing, finishes, metal detailing and tailor to your specific needs. Talk to one of our specialists to discuss your bespoke requirements.

# FINISHES

The Signature collection is designed and priced to standard wood and metal finishes. We also offer a range of premium wood and metal finishes which are in most cases priced on application.

With the Signature executive range, anything is possible, if you have something in mind that you cannot see, more bespoke finishes are available upon request.

## STANDARD WOOD



Oak



Maple



American Black Walnut



Black Oak

## PREMIUM WOOD

## STANDARD METAL




Brushed Copper



Brushed Brass



Brushed Stainless



Polished Brass or Stainless

## PREMIUM METAL

## FENIX LAMINATE



0754 Blu Fes



0720 Nero Ingo




0724 Grigio Bromo



0750 Verde Comodoro


## SOLID COLOUR LACQUER




Black (RAL 9005)




Dark Grey (RAL 7046)



Light Grey (RAL 7035)



White (RAL 9016)



Ocean Blue (RAL 5020)



Turquoise Blue (RAL 6033)

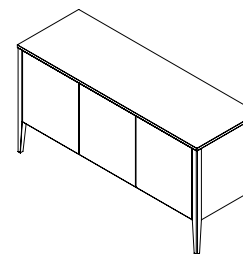
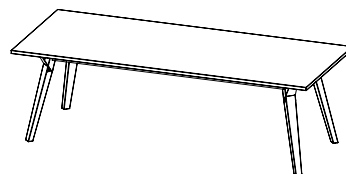
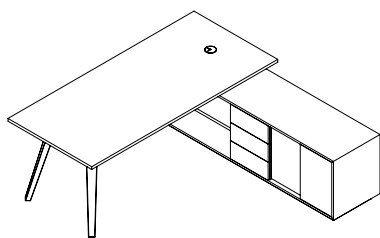


Wine Red (RAL 3005)



Salmon Orange (RAL 2012)





EXPERTLY CRAFTED



Head Office:

Frem Group  
Concept House  
Upton Valley Way East  
Northampton  
NN4 9EF  
United Kingdom

+44 (0)1604 756567

London Showroom:

84 Clerkenwell Road  
London  
EC1M 5RF

[info@frem.co.uk](mailto:info@frem.co.uk)



[@frem\\_furniture](https://twitter.com/frem_furniture)



[linkedin/company/fremgroup](https://www.linkedin.com/company/fremgroup)



[instagram/fremgroup](https://www.instagram.com/fremgroup)

[www.frem.co.uk](http://www.frem.co.uk)

SIG.0122