



IMPRESSIONS

RECEPTIONS, SURE TO IMPRESS

PRICE LIST 2022

FACET

The pinnacle of reception design, we are proud to present Facet. Clean and stylish in appearance, Facet is presented as a white solid surface or satin spray lacquered finish. Complemented with metallic detailing, the striking, modern design will create a lasting impression - a powerful statement piece.



DESK CONFIGURATIONS



FACET 1

Size (mm)	W: 1400 x D: 900 x H: 750
Satin spray lacquer	
White solid surface	
Steel counter upstand	



FACET 2

Size (mm)	W: 2400 x D: 900 x H: 750
Satin spray lacquer	
White solid surface	
Steel counter upstand	



FACET 3

Size (mm)	W: 2400 x D: 900 x H: 1100
Satin spray lacquer	
White solid surface	
Steel counter cap	



FACET 4

Size (mm)	W: 2800 x D: 900 x H: 1100
Satin spray lacquer	
White solid surface	
Steel counter cap	



FACET 5

Size (mm)	W: 2800 x D: 900 x H: 1100
Satin spray lacquer	
White solid surface	
Steel counter cap	



FACET 6

Size (mm)	W: 4000 x D: 1095 x H: 750
Satin spray lacquer	
White solid surface	
Steel counter upstand x2	



FACET 7

Size (mm)	W: 4000 x D: 1095 x H: 1100
Satin spray lacquer	
White solid surface	
Steel counter cap x2	



FACET 8

Size (mm)	W: 2800 x D: 2297 x H: 1100
Satin spray lacquer	
White solid surface	
Steel counter cap	



FACET 9

Size (mm)	W: 3147 x D: 2547 x H: 1100
Satin spray lacquer	
White solid surface	
Steel counter cap	



FACET 10

Size (mm)	W: 3362 x D: 2395 x H: 1100
Satin spray lacquer	
White solid surface	
Steel counter cap	

PREMIUM FINISHES / OPTIONAL EXTRAS

Venaro white solid surface

Patinated metal

Inset logo

Back lit logo

Grommet

3mm steel powder coated counter upstand

3mm steel powder coated counter cap (small)

3mm steel powder coated counter cap (large)

LED skirting

CANNOT FIND WHAT YOU NEED?

The Facet reception desk range has been designed as a modular system. Using the standard modules we can create any configuration, tailored to your specific needs. Talk to one of our designers today.



SLAT

On-trend styling with a clean and sleek look, Slat is specifically designed to complement our Novus collection. Offered in a choice of laminate or veneer enabling customised finishes and colour palettes, Slat provides both a tactile and visual experience.

DESK CONFIGURATIONS



SLAT 1

Slatted front and carcass in Laminate/Veneer as standard. Pricing options for tops & over-rider. EPC steel frame

Size (mm) W: 2022 x D: 800 x H: 1000

Laminate top with visible Valchromat core



SLAT 2

Slatted front and carcass in Laminate/Veneer as standard. Pricing options for tops & over-rider. EPC steel frame

Size (mm) W: 2308 x D: 1808 x H: 1000

Laminate top with visible Valchromat core



SLAT 3

Slatted front and carcass in Laminate/Veneer as standard. Pricing options for tops & over-rider. EPC steel frame

Size (mm) W: 2482 x D: 800 x H: 1000

Laminate top with visible Valchromat core



SLAT 4

Slatted front and carcass in Laminate/Veneer as standard. Pricing options for tops & over-rider. EPC steel frame

Size (mm) W: 3002 x D: 800 x H: 1000

Laminate top with visible Valchromat core



SLAT 5

Slatted front and carcass in Laminate/Veneer as standard. Pricing options for tops & over-rider. EPC steel frame

Size (mm) W: 3020 x D: 1808 x H: 1000

Laminate top with visible Valchromat core



SLAT 6

Slatted front and carcass in Laminate/Veneer as standard. Pricing options for tops & over-rider. EPC steel frame

Size (mm) W: 3994 x D: 800 x H: 1000


Laminate top with visible Valchromat core

FINISHES

LAMINATE




VALCHROMAT



LINOLEUM

VENEER QUARTER CUT



STEEL POWDERCOAT



OPTIONAL EXTRAS

Logo inset into Valchromat/Corian core

Grommet


LED skirting

CANNOT FIND WHAT YOU NEED?

The Slat reception desk range has been designed as a modular system. Using the standard modules we can create any configuration, tailored to your specific needs. Talk to one of our designers today.

SOLIDE

Introducing Solide, a simple modular reception desk with clean lines to compliment any reception space. Available in our standard colour finishes, with the option of MFC, laminate or veneer, this versatile range can reflect your colour scheme or be a statement design feature.



DESK CONFIGURATIONS



SOLIDE 1

Choose from MFC, Laminate or Veneer finishes

Size (mm) W: 3320 x D: 850 x H: 1050

MFC

Laminate/Veneer



SOLIDE 2

Choose from MFC, Laminate or Veneer finishes

Size (mm) W: 2950 x D: 850 x H: 1050

MFC

Laminate/Veneer



SOLIDE 3

Curved desk sections are a combination of Laminate and MFC

Size (mm) W: 4895 x D: 2248 x H: 1050

MFC/Laminate

Laminate/Veneer



SOLIDE 4

Curved desk sections are a combination of Laminate and MFC

Size (mm) W: 4018 x D: 2248 x H: 1050

MFC/Laminate

Laminate/Veneer



SOLIDE 5

Choose from MFC, Laminate or Veneer finishes

Size (mm) W: 3350 x D: 850 x H: 1050

MFC

Laminate/Veneer



SOLIDE 6

Curved desk sections are a combination of Laminate and MFC


Size (mm) W: 4180 x D: 1860 x H: 1050

MFC/Laminate


Laminate/Veneer

FINISHES

LAMINATE



MELAMINE FACED CHIPBOARD



VENEER



OPTIONAL EXTRAS

Grommet

LED skirting

CANNOT FIND WHAT YOU NEED?

The Solide reception desk range has been designed as a modular system. Using the standard modules we can create any configuration, tailored to your specific needs. Talk to one of our designers today.

Head Office:

**Frem Group
Concept House
Upton Valley Way East
Northampton
NN4 9EF
United Kingdom**

+44 (0)1604 756567

London Showroom:

**84 Clarkenwell Road
London
EC1M 5RF**

info@frem.co.uk



@frem_furniture



linkedin/company/fremgroup



instagram/fremgroup

fremgroup

Complete, inspired design solutions

**www.frem.co.uk
IMP.0122**

