

# *EPIPHY*



## Simplicity Through Design



EpiPHY flip top tables are designed for elegance and ease of use.

The flowing curves and graceful design makes EpiPHY the perfect choice for training, meeting and conference use.





#### Ease of Use

The large easy to hold handles ensure that Epiphy tables are extremely reliable and easy to operate.




#### Cable Management

The large wiring duct which is supplied as standard will handle all of your power and data requirements. The duct can be accessed from either the front or rear and cables can be brought out at any point along the duct cover.



#### Height Adjustment

Large diameter castors and a levelling function (up to 10mm) enables stable placement and easy portability, even on uneven floors.



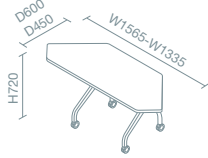
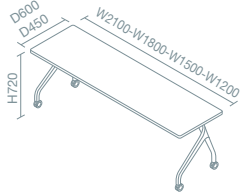
#### Parallel Stacking

For efficient storage, Epiphy can be stacked in parallel without diagonal slippage. (Stack interval:132mm)



#### Safe Secure Operation

The unique opening mechanism of the Epiphy prevents the possibility of trapped fingers.



With modesty panel




With modesty panel

\*Corner tables are also available without the panel.



Without modesty panel

Table: top




PAW



P1M



MB3



M55

Tabletop

Melamine  
Edge: Olefin resin  
Core material: Particleboard  
Thickness: 22mm

Base

Aluminium die cast with melamine baked coating  
Castor: ø75mm double-wheel castors

Shelf

Steel tube with melamine baked coating

Panel

Acrylonitrile butadiene styrene resin  
Edge: Nylon



International Form Design  
Product Design Award



G-Mark  
Good Design Award

FREM HEAD OFFICE  
6 Charter Gate Clayfield Close  
Moulton Park Northampton  
England NN3 6QF  
TEL: +44(0)1604 671700  
FAX: +44(0)1604 671701  
E-mail: sales@frem-kokuyo.co.uk

LONDON SHOWROOM  
20-24 Kirby Street  
London EC1N 8TS  
England  
TEL: +44(0)20 7831 7864  
FAX: +44(0)20 7242 1773

<http://www.frem-kokuyo.co.uk>

FKM6-0912