



fremtrac mobile shelving



HEAD OFFICE:

6 Charter Gate Clayfield Close
Moulton Park Northampton NN3 6QF

tel: 01604 671700

fax: 01604 671701

e-mail: sales@frem.co.uk

website: www.frem.co.uk



space

Efficient use of commercial space along with effective filing and storage systems are now the focal point of a well organised business.

With property costs accounting for a growing proportion of overheads it is now even more important to maximise the utilisation of space.

Conventional methods of storage are being replaced with high-density systems.

Fremtrac Mobile Shelving leads the way in this sector allowing the user to almost double storage capacity.

Alternatively space can be reduced by up to half allowing for additional desks.



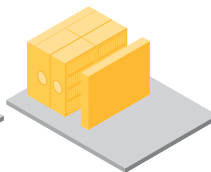
Conventional Mobile



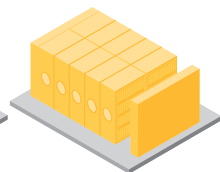
Slide-a-side Mobile



Standard Shelving




Half Space



Double Capacity



increased storage
-double capacity
space efficient
-half the space
modular system
-infinite options



drive

hand driven
mechanical
electric
integral floor
adjustable track
safety lock handle
aisle lock

Fremtrac Mobile Shelving is a surface mounted system which requires no special building works or fixing to the floor. An integral no slip floor provides a rigid and safe surface for the user.



The unique track, manufactured from extruded aluminium with a bright mild steel running surface, allows adjustment from above and ensures an absolute level on all surfaces.



For added safety an anti tilt safety device is supplied as standard, locking the shelving units into the track.

Fremtrac is available in three drive options:

Hand Pull: Up to 2 bays deep and a total load of no more than 3 tonnes. The pull required is approximately 4.5kg per tonnes of load.



Mechanically Assisted: A drive shaft is connected by a chain and sprocket to a hand wheel. The standard drive gives a mechanical advantage of 4:1



Electric Motor Drive: Available with either 24 VDC or 230 VAC and can be operated by pressing a key or linked to a computer system or PC.



options

Fremtrac Mobile Shelving is available in various modular options.

Bay Height:

1880, 2230 and 2580

(130mm should be added to the above to allow for track and carriage)



Bay Width:

750, 900, 1000 and 1200



Bay Depth:

150,200,250,300,350,400,450,600
(Single and Double Sided)



Back Panels:

Either Open and Braced or Solid Options

Decorative End Panels:

Available as an option in a range of Solid Colour, Wood Grain or Metallic Laminates.

A wide range of internal accessories allows for existing filing systems to be accommodated or new ones to be introduced.



mobile + static
open + braced
solid backs
decor ends
lateral frames
pullout frames
pullout shelves
book supports
flat shelves
back stops

decor ends

