

kastel[®]
Comfort and design

Listino prezzi
Price List in GBP
2023

fremgroup
Complete, inspired design solutions

Seating for feel-good projects

Frem Group are a leading UK manufacturer of quality, inspirational workplace furniture. Kastel are an Italian manufacturer of inspirational, design-led seating solutions. It makes sense then for Frem Group and Kastel to collaborate in bringing this extensive, design-led range of seating to the UK market. Kastel by Frem brings an extensive portfolio to create spaces that are not just work, educational or meeting spaces, they are places where life happens, where people connect and collaborate.

In keeping with both organisations' reputation of top quality and sustainable practices, Kastel by Frem will be manufactured at Kastel in Italy and assembled at the Frem Northampton production facility.

Enjoy your journey through these inspiration pages of seating solutions. Ranges guaranteed to suit any project, of any size, bringing Italian seating style and elegance to your UK project.

Bryan Daisy Frem Group

Listino prezzi
Price List in GBP
2023



Seating for feel-good projects

01

SEDIE

Chairs
Chaises
Objektstühle
Sillas

Kalea	Kicca	Kicca One	Klia	Klia	Krizia	Kicca Plus	Kyos	Klic	Kimbox wood	Kalla	Kelly	Konca (chair-swivel)	Karma (chair)
10-15	16-17	18	19	19	20-21	22	24	27	23	27	26	27	25-26



02

POLTRONE OPERATIVE

Task chairs
Sièges opératifs
Bürostühle
Sillas oficina

Konfort	Kubix	Kyton	Kubika	Key Go	Key Smart	Key Smart Advanced	Konica (mesh)	Kuper (easy-mesh)	Key Line (mesh)
49	50-51	48	52-53	48	54-56	57-58	68-69	60-61	62



03

POLTRONE DIREZIONALI

Executive armchairs
Fauteuils direction
Chefsessel
Sillones direccionales

Kruna (plus linear)	Kruna (plus rhomboidal)	Kosmo (mesh)	Kosmo (top)	King	Kontea	Kontea linear	Kimera (flat pad)	Kimera (rhomboidal)
78-80-81	79-80-81	76	77	84-85	82	83	88	88



04


POLTRONE E DIVANI

Armchairs and sofas
Fauteuils et canapés
Polstergruppen
Butacas y sofás

Kuadrella	Kameo (chair - swivel)	Kuad	Kuad (plus)	Kribio	Key meet	Klipp	Kabrio	Koppa	Krokus	Kimera (waiting rhomboidal)	Kosa
100	94	96	97	95	99	98	101	117	118	110-111	100



Kameo (sofa)	Kondor	Kuros 90	Kendra	Kuadra	Kuadra top	Kendo	Kontex	Kontex 2+2	Kursal
94	137	136	134-135	140	141	122-125	138	138	141



04

TRAVI

Benches
Poutres
Bänke
Bancadas

Kalea (bench)	Kicca (bench)	Kimbox wood (bench)	Kruna (bench-plus)	Kontiki	Korner
146	147	148	149	152	150



SGABELLI

Stools
Tabourets
Hocker
Tabourets

Kat	Kat (padded)	Klou	Kensho (stool)	Kensho (pivoting stool)	Kyro	Kimbox (stool)	Kalea (stool)	Kicca (stool)	Kicca Plus (stool)	Kimmi	Kameo (stool)	Kat	Konfort (stool)	Kubix (stool)	Key Smart (stool)	Key Line (stool)
36	37	35	30	30	30	34	40-42	38-39	33	31	32	36	43	43	44	45



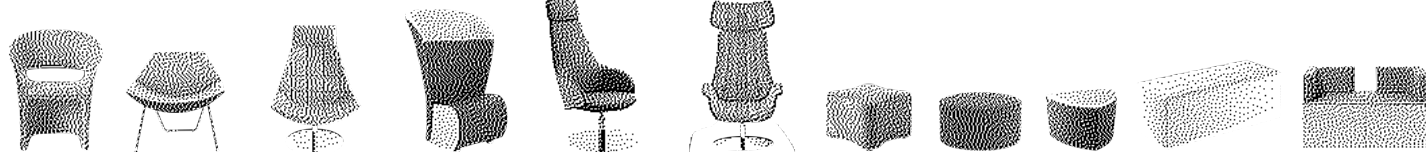
Kappa	Kontat	Karma (mesh)	Karma (padded)	Konvert	Korium (mesh)	Korium (plus)	Base Mechanism
59	67	64	65-66	63	70-71	72-73	4-5



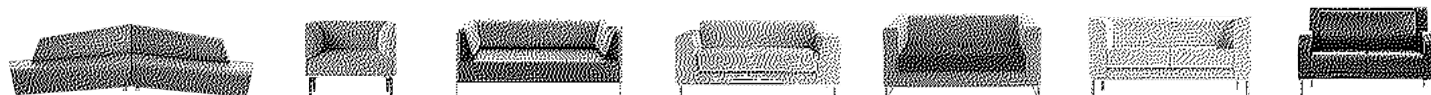
Klivia	Kamelia	Kriteria (liscia)	Kriteria (capitoné)	Klassic	Base Mechanism
89	91	86	87	90	4-5



Kuark	Kayak	Kayak (cucitura quadrettata/ squared stitching)	Koccola Koccola plus Koccola top	Kontea (waiting)	Kriteria (waiting)	K2	Kroff	Kensho (pouf)	Kubox	Kenion
100	104-106	107-109	116	112-113	114-115	103	102	102	101	101



Kaleido	Key Join	Klint	Komodo	Klasse	Korall	Kristall
132-133	119-121	126-131	143	139	142	143



TAVOLI


Tables
Tables
Tische
Mesas

Kargo	Keyport	Kadenza (tip up)	Kensho (tables)	Kaleox (waiting)	Kapio	Kaleox	Kaleox	Kaleox (folding top)	Key Move
152	151	153	156-157	158	161	159	159	160	160



BASE

(Le varianti basi girevoli o telai fissi vanno sempre indicate nell'ordine)
(All the codes for swivel bases or fixed frame must be indicated in the order)

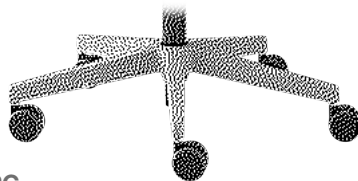


APS (Ø 660)

Base in nylon nero
Black nylon base

Con ruote gommata autofrenanti Ø 65 mm
With rubber self-braking castors Ø 65 mm

040108

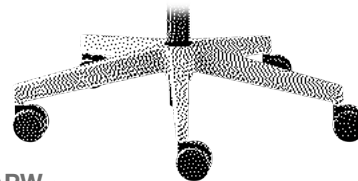


APG (Ø 675)

Base in nylon grigio
Grey nylon base

Con ruote gommata autofrenanti Ø65 mm
With rubber self-braking castors Ø65 mm

040108

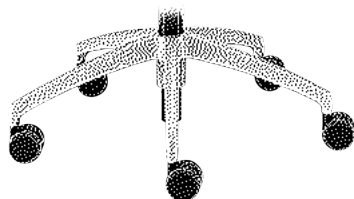


APW (Ø 675)

Base in nylon bianco
White nylon base

Con ruote gommata autofrenanti Ø65 mm
With rubber self-braking castors Ø65 mm

040108

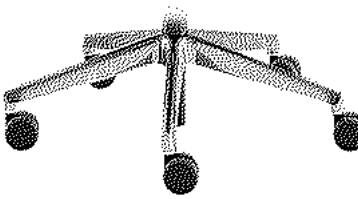


AL9 (Ø 640)

Base in alluminio pressofuso verniciato
Aluminium painted die-cast base

Con ruote gommata autofrenanti Ø 65 mm
With rubber self-braking castors Ø 65 mm

040108




AL6 (Ø 654)

Base in alluminio pressofuso lucido
Polished die-cast aluminium base

Con ruote gommata autofrenanti Ø 65 mm
With rubber self-braking castors Ø 65 mm

040108

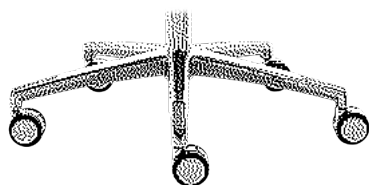


ANN (Ø 654)

Base in alluminio pressofuso verniciato nero
Black painted die-cast aluminium base

Con ruote gommata autofrenanti Ø 65 mm
With rubber self-braking castors Ø 65 mm

040108

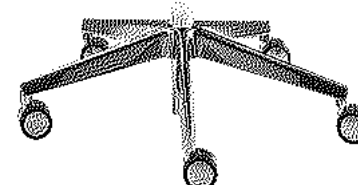


AL3 (Ø 654)

Base in alluminio pressofuso lucido
(con ruote e gas cromati)
Polished die-cast aluminium base
(with chromed castors and gaslift)

Con ruote gommata cromate autofrenanti Ø 65 mm
With chromed self-braking castors Ø65 mm

040109

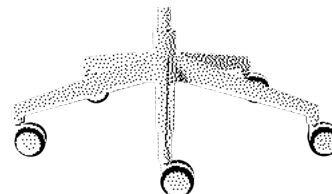


AL5 (Ø 654)

Base in alluminio pressofuso lucido
(con ruote e gas cromati)
Polished die-cast aluminium base
(with chromed castors and gaslift)

Con ruote gommata cromate autofrenanti Ø 65 mm
With chromed self-braking castors Ø65 mm

040109

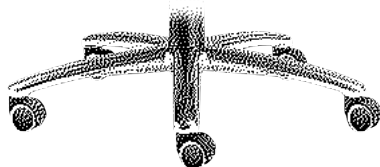


AWW (Ø 654)

Base in alluminio pressofuso verniciato bianco
(con ruote e gas bianchi)
White painted die-cast aluminium base
(with white castors and gaslift)

Con ruote gommata bianche autofrenanti Ø65 mm
With white self-braking castors Ø65 mm

041400



AL7 (Ø 675)

Base in alluminio pressofuso lucido
Polished die-cast aluminium base

Con ruote gommata autofrenanti Ø50 mm
With rubber self-braking castors Ø50 mm

040081

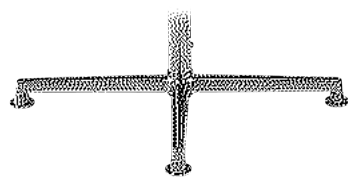


APN (Ø 670)

Base in acciaio con cuffia in polipropilene nero
Steel base with black polypropylene guard

Con ruote gommata autofrenanti Ø50 mm
With rubber self-braking castors Ø50 mm

040080



AL4 (Ø 730)

Base 4 razze in alluminio pressofuso lucido solo con piedini (cromati)
4-star polished die-cast aluminium base only with feet (chromed finish)

(Non usare su versioni oscillante - Don't use it on tilt versions)

RUOTE - CASTORS

Note

-Adatte per pavimenti in pietra dura, legno e piastrelle EN1335-2
-Con perno silenziato
(tranne ruote 040080-040081)

Note

-Suitable for hard floors, parquet and tiles EN1335-2
-With silent pin
(except for castors 040080-040081)



041430

A RICHIESTA / ON REQUEST

RUOTE NERE FORATE BLACK HOLLOW CASTORS

Gommata autofrenante Ø65 mm con perno silenziato
Rubber self-braking castors Ø65 mm with silent pin

Solo per basi/Only for bases:
APS-APG-APW-AL9-AL6-ANN-AL3-AL5-AWW

A RICHIESTA / ON REQUEST

PIEDINI NYLON NERO BLACK NYLON GLIDES

Solo per basi / Only for bases:
APS-APG-APW-AL9-AL6-ANN-AL3-AL5-AWW

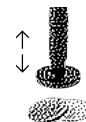


Solo per basi / Only for bases:
APN-AL7

A RICHIESTA / ON REQUEST

PIEDINI DINAMICI DYNAMIC GLIDES

Piedini dinamici reversibili nylon/feltro
Dynamic duo glides nylon/felt

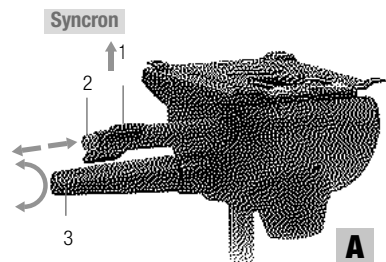


041566

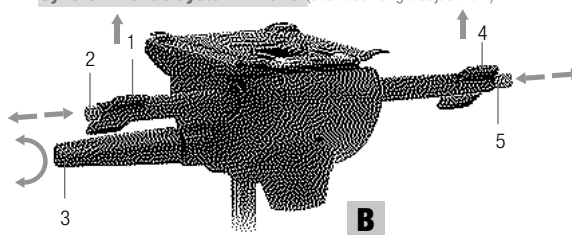
Solo per base / Only for base:
APS

MECCANISMI / MECHANISMS

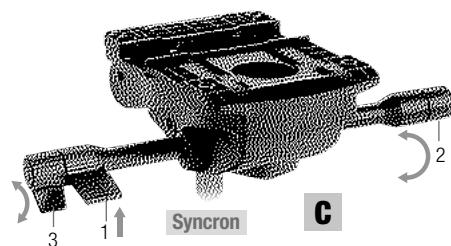
Modelli/Models: Kubix/Kontat/Korium/Konvert/Kosmo



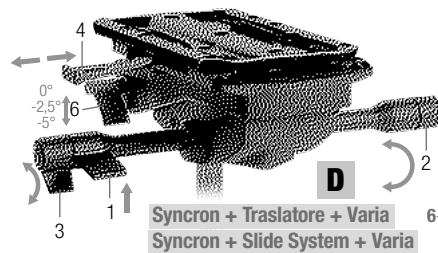
Modelli/Models: Kubix/Kontat/Korium/Konvert/Kosmo
Sincron + Traslatore + Varia (Variatore angolo sedile-schienale)
Sincron + Slide System + Varia (Seat-back angle adjustment)



Modelli/Models: /Konica/Kriteria (lockable in 4 positions)



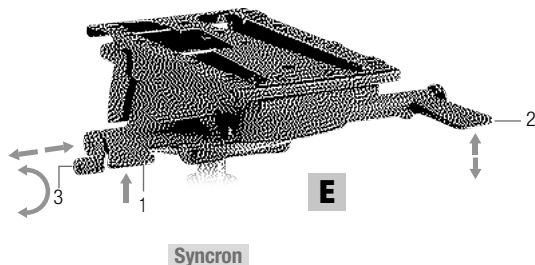
Modelli/Models: Konica



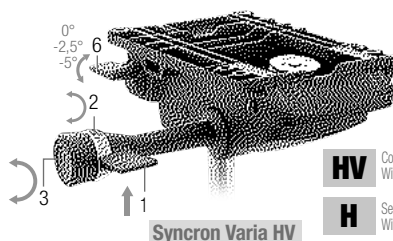
3-Regolazione rapida di intensità di carica in 10 diverse posizioni con 1/4 di giro della leva (con schienale non caricato)
Fast tension adjustment in 10 different positions by 1/4 of lever turn (do not lean on the back)

6-Variatore angolo sedile
Seat angle adjustment (inclinazione negativa/Negative inclination 0°/-2,5°/-5°)

Modelli/Models: Kamelia



Modelli/Models: Karma (Sincron H-Sincron Varia HV)



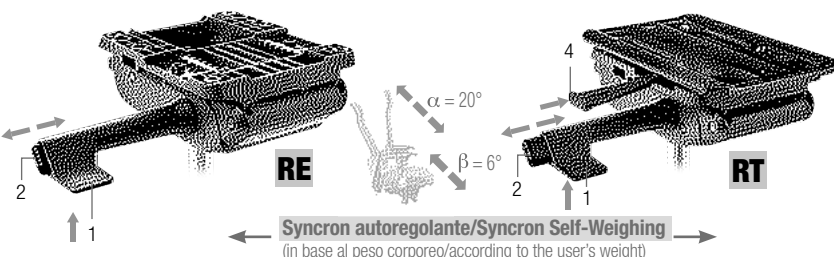
HV Con variatore angolo sedile
With seat angle adjustment

H Senza variatore angolo sedile
Without seat angle adjustment

Modelli/Models: Kuper (easy mesh) - Kubika - Karma

Modelli/Models: Kuper (easy mesh) - Kubika

Modelli/Models: Konfort/Kubix

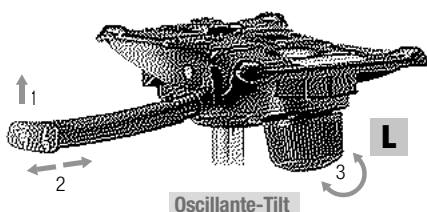


Sincron autoregolante/Sincron Self-Weighing
(in base al peso corporeo/according to the user's weight)

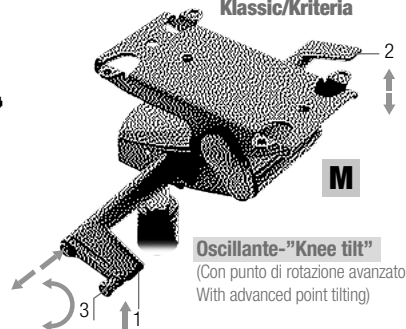
Modelli/Models: Kruna/Kimera/King/Klassic

Modelli/Models: Kimera/King/Klassic/Kriteria

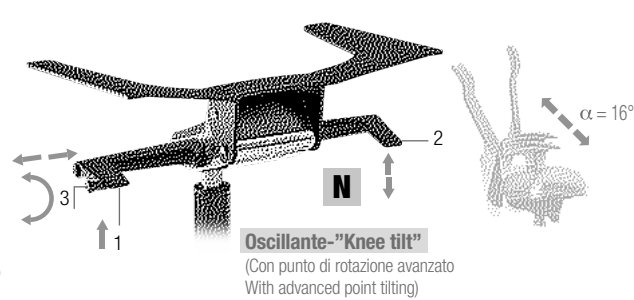
Modelli/Models: Kruna



Oscillante-Tilt



Oscillante-"Knee tilt"
(Con punto di rotazione avanzato
With advanced point tilting)



Oscillante-"Knee tilt"
(Con punto di rotazione avanzato
With advanced point tilting)

- 1 - Leva di alzo seduta
- Seat height adjustment
- Réglage hauteur assise
- Sitzhöhenverstellung
- palanca de regulación altura asiento

- 2 - Blocco e sblocco oscillazione
- Tilt movement control
- Blocage et deblocage de la bascule
- Für die Regulierung der Neigungsbewegung
- Para bloqueo y liberación basculante


- 3 - Regolatore intensità di carica
- Tension adjustment
- Réglage tension
- Einstellmöglichkeit der Federkraft
- regulador tensión

- 4 - Leva regolazione profondità seduta
- Seat depth adjustment
- Réglage en profondeur de l'assise
- Hebel für die Sitztiefeverstellung
- palanca de regulación profundidad asiento

- 5 - Varia
- Variatore d'assetto, funzione che limita l'escursione in avanti dello schienale
- Attitude variator, limiting the movement of the backrest forward
- Variateur d'assiette pour limitation de course en avant du dossier
- Lageregler: Vorrichtung zur Begrenzung des Vorschubs der Rückenlehne nach vorne
- Control movimiento del respaldo.

- 6 - Varia
- Con variatore angolo sedile (inclinazione negativa 0°/-2,5°/-5°)
- With seat angle adjustment (negative inclination 0°/-2,5°/-5°)
- Avec variateur d'assiette assise (inclinaison négative 0°/-2,5°/-5°)
- Mit Einstellmöglichkeit des Lagereglers (negative Sitzneigung 0°/-2,5°/-5°)
- Con variador ángulo de asiento (inclinación negativa 0°/-2,5°/-5°)

Tutti i meccanismi sono dotati di blocco automatico (varie posizioni) e sistema antishock
All mechanisms stop automatically (different positions) and have antishock system.



INSTRUCTIONS FOR USE



- If the padding or the upholstery show defects, fluff them up to restore the original shape.
- Do not seat on the armrests or on the back of the chairs or sofas.
- Do not seat wearing wet or abrasive dresses.
- Do not use solvents or abrasive cleaners.
- Make sure to keep upholstered material out of direct sunlight or heaters.
- Ecology: avoid release to the environment after use, carry out disposal depending on the type of material and refer to qualified personnel.

CARE AND MAINTENANCE



Fabrics

Vacuum or dust regularly. Wipe excess liquid immediately with a clean smooth cloth or a wet sponge. The fabrics can be superficially sanitized as per the Decree of the Italian Ministry of Health with solutions of water and 70% ethyl alcohol and commercial disinfectant products ready for use. We suggest to test the product on a small hidden corner of the surface you need to clean. ulire. Light colours should not be put in contact with fabrics or clothes treated with unbound dyes, this to avoid stains and marks of dyes that could not be cleaned.

Genuine leather

Leather is a natural product that preserves aspects deriving from its origin even after its processing. Any scars, streaks, wrinkles, different shades and luster are not to be considered defects but features proving the natural origin of the product.

Wipe with a white damp cloth. Wipe excess liquid immediately with a white sponge, dabbing lightly with a damp cloth. Do not rub hard. In case of stubborn spots and stains use specific leather cleaning products only.

Polypropylene and Polycarbonate

Vacuum and dust regularly. Stains can be cleaned with a soft cloth soaked in mild detergent and warm water.

Painted metal and aluminium

Wash painted metal finishes with a soft cloth, soaked in warm water and a mild non-abrasive soap. Rinse thoroughly and dry. Scuff marks can be removed using a pre-softened paste wax.

AVAILABILITY

All orders are accepted subject to the product being available.

QUOTATIONS

The Company's quotation is an invitation to treat and is not an offer of a contract. No contracts shall deem to have been effected by the acceptance by the Customer of any quotation made by the Company until the order constituted by such acceptance has been confirmed in writing by the Company in the form of an order acknowledgement.

PRICING

All pricing shown is sterling (£) and is subject to VAT at the standard rate.

PAYMENT TERMS

- a. Unless otherwise agreed, accounts are due and become payable not later than 30 days from date of the Company's invoice subject to an agreed credit facility.
- b. Unless otherwise specifically stated, the purchase price is deemed to exclude Value Added Tax to the extent that such tax is properly chargeable on the supply to the Customer of the products. The Customer shall pay such tax as an addition to payments otherwise due to the Company.
- c. Payment shall be made by the Customer on the due date without any set-off, reduction or deferment on account of any dispute or counterclaim whatsoever.
- d. Time of payment shall be of the essence of the contract.

Interest will be payable from the due date for payment to the actual date of payment at the rate of 4% above the base rate from time to time of Barclays Bank PLC on any part of the account remaining unpaid after the due date until payment in full is received, whether before or after judgment has been entered.

ORDERING

All orders must be in writing and contain all the relevant product information and delivery details.

ORDER ACKNOWLEDGEMENTS

All orders will be acknowledged within 48 hours. All acknowledgements should be checked on receipt and Frem Customer Service Department made aware of any issues or amendments. We cannot be held responsible for customer error. Any amendments received after the order acknowledgement has been sent out and the order put into production may be chargeable.

LEAD TIMES

Lead times may vary due to fabric or component availability. Once received, your order will be acknowledged with a week ending delivery date. Should our lead time not meet with your expectations then please contact our customer service department who will try and assist in bringing your order forward should it be possible.

PRODUCT SPECIFICATION

Whilst every effort is taken to ensure that all dimensions and specification details are correct, Frem Group can not be held responsible for errors. Frem Group reserve the right to make any changes to the design specification, materials etc without prior notice.

FABRIC FINISHES

Note that whilst Frem Group make every effort to ensure continuity of colour on our fabric finishes, Frem Group can not guarantee an exact match. Any fabrics that do not appear within the fabric matrix will be subject to testing for suitability prior to agreement to supply.

RETURNS/DAMAGED PRODUCT

Frem Group do not accept returns for any reason unless damaged in which case it will be dealt with via our non conformance procedure providing all damages are reported within 24 hours of the delivery.

SAMPLES

All sample chairs are invoiced on delivery and credited on return. Must be available for return within 2 weeks unless agreed by prior arrangement.

DELIVERIES

Direct Deliveries tailgate to UK Mainland, free of charge for a minimum order value of £2,500.00 retail. Nominated warehouse deliveries free of charge, there will be a charge of £50.00 for orders under £500.00 retail unless consolidated. Delivery & Installation, please contact our Customer Service Department for project specific pricing.

WARRANTY

5 Years under fit for purpose use. All fabric is covered by the individual fabric manufacturers warranty.

Warranty Claims: All product must be returned to Frem Group at the customer's own expense. Frem Group will return the product to the client free of charge.

RISK AND TITLE

- a. It is a condition of the contract that the property in all the products delivered by the Company to the Customer shall remain vested in the Company until the Company has received in cash, or clear funds, payment in full for the product delivered and all products agreed to be sold by the Company to the Customer for which payment is then due.
- b. Until payment due under all contracts between the Customer and the Company has been made in full, the Customer shall hold the products upon trust for the Company.
- c. Until such time as the property in the products passes to the Customer, the Customer shall hold the products as the Company's fiduciary agent and bailee and shall keep the products separate from those of the Customer and third parties and properly stored, protected and insured and identified as the Company's property.
- d. Notwithstanding that the property in all products to be delivered to the Customer by the Company shall remain vested in the Company until the Company has received payment in full, the risk of damage to, or loss of all or any such products, shall pass to the Customer forthwith upon delivery.

DESCRIPTION AND ILLUSTRATIONS

All descriptions and illustrations contained in the price lists, advertisements and similar literature of the Company, are intended merely to represent a general idea of the products described therein and none of these descriptions and illustrations shall form part of the contract.

WAIVER

The rights of the Company shall not be prejudiced or restricted by any indulgence or forbearance extended by the Company to the Customer and no waiver by the Company in respect of any breach shall operate as a waiver in respect of any subsequent breach.

SUSPENSION OR CANCELLATION OF DELIVERIES AND LIEN

- a. If the Customer shall fail to pay to the Company, on the due date, any sum payable under the contract, or any other contract with the Company, or make default in, or commit a breach of the contract or any other of the Customers obligations to the Company, or shall have a Receiving Order made against them, or become bankrupt or enter into any agreement or composition with his creditors, or being an incorporated company shall have a receiver appointed or pass a resolution for winding up, or have an order of the court made against it to any such effect, the Company shall be entitled, without prejudice to its rights and remedies, to a general lien on all vehicles and goods of the Customer in the Company's possession for the unpaid price of such products supplied to the Customer by the Company under any such contract.
- b. After acceptance by the Company, an order may not be cancelled or varied by the Customer without written agreement between the parties. The Customer will be liable to indemnify the Company against any loss sustained by the Company resulting from such cancellation or variation at the following scales.
One week prior to agreed installation date - 100% of order value.
Two weeks prior to agreed installation date - 75% of order value.
Three weeks prior to agreed installation date - 50% of order value.
Four weeks and over, prior to agreed installation date - 20% of order value.

ASSIGNMENT AND SUBCONTRACTING

- a. This agreement shall not be assignable by either party.
- b. The Company shall have the right to subcontract any of its duties or obligations under this Agreement.

NOTICES

- a. Any notice given under the contract shall be in writing and shall be sent by registered post, or the recorded delivery service, addressed in the case of a notice to the Company, to the Company's registered office, and in the case of a notice to the Customer, to the address of the Customer or its representative or agent shown in the contract.
- b. Any notice sent by post shall be deemed conclusively to have been served.
i. in the case of a notice sent to an address inside the United Kingdom, on the day after the same shall have been posted, and
ii. In the case of a notice sent to an address outside the United Kingdom after the normal postal delivery period and in all such cases, proof of posting shall be sufficient notice of service.

JURISDICTION

These conditions shall be governed by, and construed in all respects in accordance with English Law.

INSOLVENCIES

Frem Group reserves the right to block deliveries in the case of unpaid customers.

01 Chairs

Sedie
Chaises
Objectstühle
Sillas

KALEA

Sedia impilabile - Stack Chair



Normativa Europea EN13761-EN15373 (versione 4 gambe) - European Standard EN13761-EN15373
Solo a richiesta Omologazione al fuoco Classe 1IM c/sovrapprezzo + £ 18 con tess. Planet cat. A-Trevi cat. C-Extrema cat. D o in polipropilene crema - Fire resistance Italian homologation on request

		POLYPROPYLENE		SEDILE IMBOTTITO PADDED SEAT			SEDILE-SCH. IMBOTTITI PARTE INTERNA PADDED FRONTAL SEAT-BACK						
		COD. CODE		COD. CODE	CAT. A	CAT. C	CAT. D	COD. CODE	CAT. A	CAT. C	CAT. D		
		COLORE SCOCCA	SHELL COLOUR		£	£	£		£	£	£		
Sedia impilabile - Stack Chair		4 GAMBE 4 LEGS		KALEA/AN TELAIO VERNICIATO NERO / BLACK PAINTED FRAME KALEA/AV TELAIO VERNICIATO ALLUMINIO / ALU. PAINTED FRAME KALEA/AB TELAIO VERNICIATO BIANCO / WHITE PAINTED FRAME KALEA/ACC TELAIO CROMATO / CHROMED FRAME A RICHIESTA ALTRI COLORI TELAIO / DIFFERENT FRAME FINISHES ON REQUEST (MINIMUM 10 PCS) KALEA/LE TELAIO LEGNO ACERO (NON IMPL.)/MAPLE WOOD FRAME (NO STACKABLE)							AN AV AB ACC LE	£ = £ = £ = + £ 14 + £ 14 + £ 140	
MONOCOLORE ONE COLOUR		crema (bianco)	cream (white)	KA1C	178	KA1CS	271	283	306	KKA1C ..	Codice finale/Final code		
		tortora	dove-colour	KA1T		KA1TS				KKA1T ..	SS		
		verde	green	KA1V		KA1VS				KKA1V ..	Versioni senza cucitura Version without stitching		
		arancio	orange	KA1A		KA1AS				KKA1A ..	336	359	383
		turchese	turquoise	KA1P		KA1PS				KKA1P ..			
		rosso	red	KA1R		KA1RS				KKA1R ..			
		blu	blue	KA1B		KA1BS				KKA1B ..	Codice finale/Final code		
		grigio	grey	KA1G		KA1GS				KKA1G ..	SL		
nero	black	KA1N	KA1NS	KKA1N ..	Versioni con cucitura lineare Version with linear stitching								
FRONTE/RETRO FRONT/BACK		crema/tortora	cream/dove-colour	KA1CT	205	KA1CTS	298	310	333				
		crema/verde	cream/green	KA1CV		KA1CVS							
		crema/arancio	cream/orange	KA1CA		KA1CAS							
		crema/turchese	cream/turquoise	KA1CP		KA1CPS							
		crema/rosso	cream/red	KA1CR		KA1CRS							
		crema/blu	cream/blue	KA1CB		KA1CBS							
		crema/grigio	cream/grey	KA1CG		KA1CGS							
		crema/nero	cream/black	KA1CN		KA1CNS							
Sedia impilabile - Stack Chair		SLITTA SLED		KALEA/AN TELAIO VERNICIATO NERO / BLACK PAINTED FRAME KALEA/AV TELAIO VERNICIATO ALLUMINIO / ALU. PAINTED FRAME KALEA/AB TELAIO VERNICIATO BIANCO / WHITE PAINTED FRAME KALEA/ACC TELAIO CROMATO / CHROMED FRAME							AN AV AB ACC	£ = £ = £ = + £ 14	
MONOCOLORE ONE COLOUR		crema (bianco)	cream (white)	KA2C	196	KA2CS	289	301	324	KKA2C ..	Codice finale/Final code		
		tortora	dove-colour	KA2T		KA2TS				KKA2T ..	SS		
		verde	green	KA2V		KA2VS				KKA2V ..	Versioni senza cucitura Version without stitching		
		arancio	orange	KA2A		KA2AS				KKA2A ..	353	376	400
		turchese	turquoise	KA2P		KA2PS				KKA2P ..			
		rosso	red	KA2R		KA2RS				KKA2R ..			
		blu	blue	KA2B		KA2BS				KKA2B ..	Codice finale/Final code		
		grigio	grey	KA2G		KA2GS				KKA2G ..	SL		
nero	black	KA2N	KA2NS	KKA2N ..	Versioni con cucitura lineare Version with linear stitching								
FRONTE/RETRO FRONT/BACK		crema/tortora	cream/dove-colour	KA2CT	222	KA2CTS	315	326	350				
		crema/verde	cream/green	KA2CV		KA2CVS							
		crema/arancio	cream/orange	KA2CA		KA2CAS							
		crema/turchese	cream/turquoise	KA2CP		KA2CPS							
		crema/rosso	cream/red	KA2CR		KA2CRS							
		crema/blu	cream/blue	KA2CB		KA2CBS							
		crema/grigio	cream/grey	KA2CG		KA2CGS							
		crema/nero	cream/black	KA2CN		KA2CNS							
Sedia impilabile - Stack Chair		4 GAMBE CON BRACCIOLI 4 LEGS WITH ARMS		KALEA/AN TELAIO VERNICIATO NERO / BLACK PAINTED FRAME KALEA/AV TELAIO VERNICIATO ALLUMINIO / ALU. PAINTED FRAME KALEA/AB TELAIO VERNICIATO BIANCO / WHITE PAINTED FRAME KALEA/ACC TELAIO CROMATO / CHROMED FRAME							AN AV AB ACC	£ = £ = £ = + £ 14	
MONOCOLORE ONE COLOUR		crema (bianco)	cream (white)	KA12C	241	KA12CS	334	346	369	KKA12C ..	Codice finale/Final code		
		tortora	dove-colour	KA12T		KA12TS				KKA12T ..	SS		
		verde	green	KA12V		KA12VS				KKA12V ..	Versioni senza cucitura Version without stitching		
		arancio	orange	KA12A		KA12AS				KKA12A ..	398	421	444
		turchese	turquoise	KA12P		KA12PS				KKA12P ..			
		rosso	red	KA12R		KA12RS				KKA12R ..			
		blu	blue	KA12B		KA12BS				KKA12B ..	Codice finale/Final code		
		grigio	grey	KA12G		KA12GS				KKA12G ..	SL		
nero	black	KA12N	KA12NS	KKA12N ..	Versioni con cucitura lineare Version with linear stitching								
FRONTE/RETRO FRONT/BACK		crema/tortora	cream/dove-colour	KA12CT	266	K12CTS	359	371	394				
		crema/verde	cream/green	KA12CV		K12CVS							
		crema/arancio	cream/orange	KA12CA		K12CAS							
		crema/turchese	cream/turquoise	KA12CP		K12CPS							
		crema/rosso	cream/red	KA12CR		K12CRS							
		crema/blu	cream/blue	KA12CB		K12CBS							
		crema/grigio	cream/grey	KA12CG		K12CGS							
		crema/nero	cream/black	KA12CN		K12CNS							



KALEA



TAVOLETTA ANTIPANICO NERA
BLACK ANTIPANIC WRITING TABLET

			POLYPROPYLENE		SEDILE IMBOTTITO PADDED SEAT			SEDILE-SCH. IMBOTTITI PARTE INTERNA PADDED FRONTAL SEAT-BACK						
			COD. CODE		COD. CODE	CAT. A	CAT. C	CAT. D	COD. CODE	CAT. A	CAT. C	CAT. D		
				£		£	£	£		£	£	£		
COLORE SCOCCA			SHELL COLOUR											
Sedia impilabile - Stack Chair			4 GAMBE C/BRACC. DX E TAVOLETTA ANTIPANICO										AN £=	
			4 LEGS W/RIGHT ARM, ANTIPANIC WRITING TABLET										AV £=	
			KALEA/AN KALEA/AV KALEA/ACC										ACC +£ 14	
			TELAIO VERNICIATO NERO / BLACK PAINTED FRAME											
			TELAIO VERNICIATO ALLUMINIO / ALU. PAINTED FRAME											
			TELAIO CROMATO / CHROMED FRAME											

ACCESSORI - ACCESSORIES


	CARTER SOTTOSEDILE "AVORIO"	"IVORY" UNDERSEAT SHELL	KC18	41	SOLO PER IMPILABILITÀ VERSIONI CON SEDILE IMBOTTITO ONLY FOR STACKING CHAIRS WITH UPHOLSTERED SEAT
	CARTER SOTTOSEDILE CON AGGANCIO	UNDERSEAT SHELL W/LINKING DEVICE	KC19	70	PER AGGANCIABILITÀ SEDIE TO LINK CHAIRS
	CARRELLO	TROLLEY	KC17	217	



KALEA

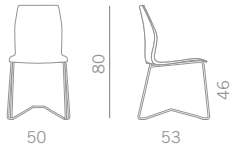


KALEA



MONOCOLORE

ONE COLOUR



COLORE SCOCCA

SHELL COLOUR

SLITTA

SLED

crema (bianco)

cream (white)

KA66C

292

KA66CS

385

396

420

KKA66C ..

Codice finale/Final code

SS

Versioni senza cucitura

Version without stitching

tortora

dove-colour

KA66T

KA66TS

KKA66T ..

verde

green

KA66V

KA66VS

KKA66V ..

arancio

orange

KA66A

KA66AS

KKA66A ..

449

473

496

turchese

turquoise

KA66P

KA66PS

KKA66P ..

rosso

red

KA66R

KA66RS

KKA66R ..

Codice finale/Final code

SL

Versioni con cucitura lineare

Version with linear stitching

blu

blue

KA66B

KA66BS

KKA66B ..

466

490

513

grigio

grey

KA66G

KA66GS

KKA66G ..

nero

black

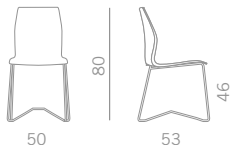
KA66N

KA66NS

KKA66N ..

BICOLORE

TWO COLOURS



FRONTE/RETRO

FRONT/BACK

crema/tortora

cream/dove-colour

KA66CT

317

KA66CTS

410

422

445

crema/verde

cream/green

KA66CV

KA66CVS

crema/arancio

cream/orange

KA66CA

KA66CAS

crema/turchese

cream/turquoise

KA66CP

KA66CPS

crema/rosso

cream/red

KA66CR

KA66CRS

crema/blu

cream/blue

KA66CB

KA66CBS

crema/grigio

cream/grey

KA66CG

KA66CGS

crema/nero

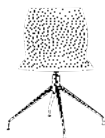
cream/black

KA66CN

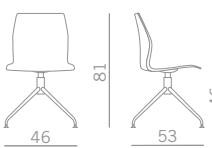
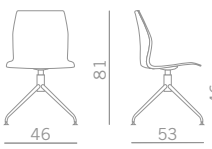
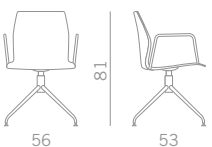
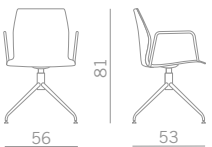
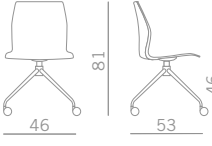
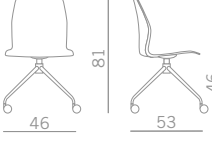
KA66CNS

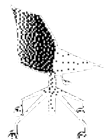
NOTE: LE VERSIONI IGNIFUGHE CLASSE 1 IN POLIPROPILENE MONOCOLORE, CREMA, VENGONO FORNITE SOLO SU RICHIESTA
Cream (one colour) fire retardant polypropylene versions can be supplied on request

Cod. KAF.C +£ 18

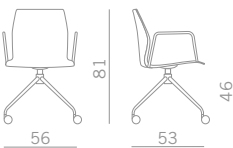
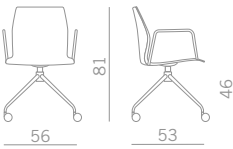
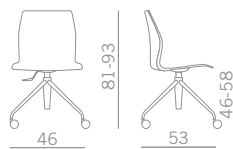
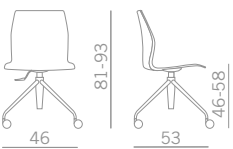
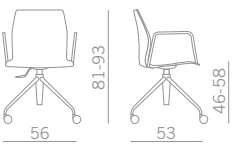
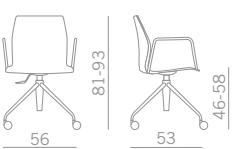


Solo a richiesta Omologazione al fuoco Classe 11M c/sovrapprezzo + £ 18
con tess. Planet cat. A - Trevi cat. C - Extrema cat. D o in polipropilene crema
Fire resistance Italian homologation on request

		POLYPROPYLENE		SEDILE IMBOTTITO PADDED SEAT				SEDILE-SCH. IMBOTTITI PARTE INTERNA PADDED FRONTAL SEAT-BACK				
		COD. CODE		COD. CODE	CAT. A	CAT. C	CAT. D	COD. CODE	CAT. A	CAT. C	CAT. D	
		COLORE SCOCCA	SHELL COLOUR		£	£	£		£	£	£	
MONOCOLORE ONE COLOUR 	GIREVOLE 4 PIEDI	SWIVEL W/4 LEGS	KALEA/AB	TELAIO VERNICIATO BIANCO / WHITE PAINTED FRAME				AB £=				
			KALEA/AN	TELAIO VERNICIATO NERO / BLACK PAINTED FRAME				AN £=				
			KALEA/ACC	TELAIO CROMATO / CHROMED FRAME				ACC +£ 14				
	crema (bianco)	cream (white)	KA4C	319	KA4CS	412	424	447	KKA4C ..	Codice finale/Final code		
	tortora	dove-colour	KA4T		KKA4T ..				SS Versioni senza cucitura Version without stitching			
	verde	green	KA4V		KKA4V ..							
	arancio	orange	KA4A		KKA4A ..							
	turchese	turquoise	KA4P		KKA4P ..							
	rosso	red	KA4R		KKA4R ..							
	blu	blue	KA4B		KKA4B ..							
grigio	grey	KA4G	KKA4G ..		Codice finale/Final code							
nero	black	KA4N	KA4NS	KKA4N ..	SL Versioni con cucitura lineare Version with linear stitching							
								477	500	524		
BICOLORE TWO COLOURS 	FRONTE/RETRO	FRONT/BACK										
	crema/tortora	cream/dove-colour	KA4CT	345	KA4CTS	438	449	473				
	crema/verde	cream/green	KA4CV		KA4CVS							
	crema/arancio	cream/orange	KA4CA		KA4CAS							
	crema/turchese	cream/turquoise	KA4CP		KA4CPS							
	crema/rosso	cream/red	KA4CR		KA4CRS							
	crema/blu	cream/blue	KA4CB		KA4CBS							
	crema/grigio	cream/grey	KA4CG		KA4CGS							
	crema/nero	cream/black	KA4CN		KA4CNS							
MONOCOLORE ONE COLOUR 	GIREVOLE 4 PIEDI	SWIVEL W/4 LEGS	KALEA/AB	TELAIO VERNICIATO BIANCO / WHITE PAINTED FRAME				AB £=				
			KALEA/AN	TELAIO VERNICIATO NERO / BLACK PAINTED FRAME				AN £=				
			KALEA/ACC	TELAIO CROMATO / CHROMED FRAME				ACC +£ 14				
	crema (bianco)	cream (white)	BA4C	345	BA4CS	438	449	473	KBA4C ..	Codice finale/Final code		
	tortora	dove-colour	BA4T		KBA4T ..				SS Versioni senza cucitura Version without stitching			
	verde	green	BA4V		KBA4V ..							
	arancio	orange	BA4A		KBA4A ..							
	turchese	turquoise	BA4P		KBA4P ..							
	rosso	red	BA4R		KBA4R ..							
	blu	blue	BA4B		KBA4B ..							
grigio	grey	BA4G	KBA4G ..		Codice finale/Final code							
nero	black	BA4N	BA4NS	KBA4N ..	SL Versioni con cucitura lineare Version with linear stitching							
								501	525	548		
BICOLORE TWO COLOURS 	FRONTE/RETRO	FRONT/BACK										
	crema/tortora	cream/dove-colour	BA4CT	370	BA4CTS	463	475	498				
	crema/verde	cream/green	BA4CV		BA4CVS							
	crema/arancio	cream/orange	BA4CA		BA4CAS							
	crema/turchese	cream/turquoise	BA4CP		BA4CPS							
	crema/rosso	cream/red	BA4CR		BA4CRS							
	crema/blu	cream/blue	BA4CB		BA4CBS							
	crema/grigio	cream/grey	BA4CG		BA4CGS							
	crema/nero	cream/black	BA4CN		BA4CNS							
MONOCOLORE ONE COLOUR 	GIREVOLE 4 PIEDI CON RUOTE	SWIVEL W/4 LEGS WITH CASTORS	KALEA/AB	TELAIO VERNICIATO BIANCO / WHITE PAINTED FRAME				AB £=				
			KALEA/AN	TELAIO VERNICIATO NERO / BLACK PAINTED FRAME				AN £=				
			KALEA/ACC	TELAIO CROMATO / CHROMED FRAME				ACC +£ 14				
	crema (bianco)	cream (white)	RA4C	345	RA4CS	438	449	473	KRA4C ..	Codice finale/Final code		
	tortora	dove-colour	RA4T		KRA4T ..				SS Versioni senza cucitura Version without stitching			
	verde	green	RA4V		KRA4V ..							
	arancio	orange	RA4A		KRA4A ..							
	turchese	turquoise	RA4P		KRA4P ..							
	rosso	red	RA4R		KRA4R ..							
	blu	blue	RA4B		KRA4B ..							
grigio	grey	RA4G	KRA4G ..		Codice finale/Final code							
nero	black	RA4N	RA4NS	KRA4N ..	SL Versioni con cucitura lineare Version with linear stitching							
								501	525	548		
BICOLORE TWO COLOURS 	FRONTE/RETRO	FRONT/BACK										
	crema/tortora	cream/dove-colour	RA4CT	370	RA4CTS	463	475	498				
	crema/verde	cream/green	RA4CV		RA4CVS							
	crema/arancio	cream/orange	RA4CA		RA4CAS							
	crema/turchese	cream/turquoise	RA4CP		RA4CPS							
	crema/rosso	cream/red	RA4CR		RA4CRS							
	crema/blu	cream/blue	RA4CB		RA4CBS							
	crema/grigio	cream/grey	RA4CG		RA4CGS							
	crema/nero	cream/black	RA4CN		RA4CNS							



Solo a richiesta Omologazione al fuoco Classe 1IM c/sovrapprezzo + £ 18
con tess. Planet cat. A - Trevi cat. C - Extrema cat. D o in polipropilene crema
Fire resistance Italian homologation on request

		POLYPROPYLENE		SEDILE IMBOTTITO PADDED SEAT				SEDILE-SCH. IMBOTTITI PARTE INTERNA PADDED FRONTAL SEAT-BACK						
		COD. CODE		COD. CODE	CAT. A-B	CAT. C	CAT. D	COD. CODE	CAT. A-B	CAT. C	CAT. D			
		£		£	£	£		£	£	£	£			
COLORE SCOCCA	SHELL COLOUR													
MONOCOLORE ONE COLOUR 	GIREVOLE 4 PIEDI CON RUOTE	SWIVEL W/4 LEGS W/CASTORS	KALEA/AB KALEA/AN KALEA/ACC	TELAIO VERNICIATO BIANCO / WHITE PAINTED FRAME TELAIO VERNICIATO NERO / BLACK PAINTED FRAME TELAIO CROMATO / CHROMED FRAME				AB £= AN £= ACC +£ 14						
	crema (bianco)	cream (white)	BR4C	370	BR4CS	463	475	498	KBR4C ..	Codice finale/Final code				
	tortora	dove-colour	BR4T		BR4TS				KBR4T ..	SS				
	verde	green	BR4V		BR4VS				KBR4V ..	Versioni senza cucitura Version without stitching				
	arancio	orange	BR4A		BR4AS				KBR4A ..	527	550	573		
	turchese	turquoise	BR4P		BR4PS				KBR4P ..					
	rosso	red	BR4R		BR4RS				KBR4R ..					
	blu	blue	BR4B		BR4BS				KBR4B ..	Codice finale/Final code				
	grigio	grey	BR4G		BR4GS				KBR4G ..	SL				
	nero	black	BR4N		BR4NS				KBR4N ..	Versioni con cucitura lineare Version with linear stitching				
FRONTE/RETRO	FRONT/BACK								545	568	591			
BICOLORE TWO COLOURS 	crema/tortora	cream/dove-colour	BR4CT	395	BR4CTS	489	500	524						
	crema/verde	cream/green	BR4CV		BR4CVS									
	crema/arancio	cream/orange	BR4CA		BR4CAS									
	crema/turchese	cream/turquoise	BR4CP		BR4CPS									
	crema/rosso	cream/red	BR4CR		BR4CRS									
	crema/blu	cream/blue	BR4CB		BR4CBS									
	crema/grigio	cream/grey	BR4CG		BR4CGS									
	crema/nero	cream/black	BR4CN		BR4CNS									
	FRONTE/RETRO	FRONT/BACK												
	MONOCOLORE ONE COLOUR 	GIREVOLE 4 PIEDI GAS-CON RUOTE	SWIVEL W/4 LEGS GASLIFT-CASTORS	KALEA/AB KALEA/AN KALEA/ACC	TELAIO VERNICIATO BIANCO / WHITE PAINTED FRAME TELAIO VERNICIATO NERO / BLACK PAINTED FRAME TELAIO CROMATO / CHROMED FRAME				AB £= AN £= ACC +£ 14					
crema (bianco)		cream (white)	GRA4C	408	GRA4CS	501	513	536	GKRA4C ..	Codice finale/Final code				
tortora		dove-colour	GRA4T		GRA4TS				GKRA4T ..	SS				
verde		green	GRA4V		GRA4VS				GKRA4V ..	Versioni senza cucitura Version without stitching				
arancio		orange	GRA4A		GRA4AS				GKRA4A ..	566	589	613		
turchese		turquoise	GRA4P		GRA4PS				GKRA4P ..					
rosso		red	GRA4R		GRA4RS				GKRA4R ..					
blu		blue	GRA4B		GRA4BS				GKRA4B ..	Codice finale/Final code				
grigio		grey	GRA4G		GRA4GS				GKRA4G ..	SL				
nero		black	GRA4N		GRA4NS				GKRA4N ..	Versioni con cucitura lineare Version with linear stitching				
FRONTE/RETRO	FRONT/BACK								583	606	630			
BICOLORE TWO COLOURS 	crema/tortora	cream/dove-colour	GRA4CT	434	GRA4CTS	527	538	562						
	crema/verde	cream/green	GRA4CV		GRA4CVS									
	crema/arancio	cream/orange	GRA4CA		GRA4CAS									
	crema/turchese	cream/turquoise	GRA4CP		GRA4CPS									
	crema/rosso	cream/red	GRA4CR		GRA4CRS									
	crema/blu	cream/blue	GRA4CB		GRA4CBS									
	crema/grigio	cream/grey	GRA4CG		GRA4CGS									
	crema/nero	cream/black	GRA4CN		GRA4CNS									
	FRONTE/RETRO	FRONT/BACK												
	MONOCOLORE ONE COLOUR 	GIREVOLE 4 PIEDI GAS-CON RUOTE	SWIVEL W/4 LEGS GASLIFT-CASTORS	KALEA/AB KALEA/AN KALEA/ACC	TELAIO VERNICIATO BIANCO / WHITE PAINTED FRAME TELAIO VERNICIATO NERO / BLACK PAINTED FRAME TELAIO CROMATO / CHROMED FRAME				AB £= AN £= ACC +£ 14					
crema (bianco)		cream (white)	GBR4C	434	GBR4CS	527	538	562	GKBR4C ..	Codice finale/Final code				
tortora		dove-colour	GBR4T		GBR4TS				GKBR4T ..	SS				
verde		green	GBR4V		GBR4VS				GKBR4V ..	Versioni senza cucitura Version without stitching				
arancio		orange	GBR4A		GBR4AS				GKBR4A ..	591	615	638		
turchese		turquoise	GBR4P		GBR4PS				GKBR4P ..					
rosso		red	GBR4R		GBR4RS				GKBR4R ..					
blu		blue	GBR4B		GBR4BS				GKBR4B ..	Codice finale/Final code				
grigio		grey	GBR4G		GBR4GS				GKBR4G ..	SL				
nero		black	GBR4N		GBR4NS				GKBR4N ..	Versioni con cucitura lineare Version with linear stitching				
FRONTE/RETRO	FRONT/BACK								608	632	655			
BICOLORE TWO COLOURS 	crema/tortora	cream/dove-colour	GBR4CT	459	GBR4CTS	552	564	587						
	crema/verde	cream/green	GBR4CV		GBR4CVS									
	crema/arancio	cream/orange	GBR4CA		GBR4CAS									
	crema/turchese	cream/turquoise	GBR4CP		GBR4CPS									
	crema/rosso	cream/red	GBR4CR		GBR4CRS									
	crema/blu	cream/blue	GBR4CB		GBR4CBS									
	crema/grigio	cream/grey	GBR4CG		GBR4CGS									
	crema/nero	cream/black	GBR4CN		GBR4CNS									
	FRONTE/RETRO	FRONT/BACK												



Solo a richiesta Omologazione al fuoco Classe 11M c/sovrapprezzo + £ 18
con tess. Planet cat. A - Trevi cat. C - Extrema cat. D o in polipropilene crema
Fire resistance Italian homologation on request

	COLORE SCOCCA	SHELL COLOUR	POLYPROPYLENE		SEDILE IMBOTTITO PADDED SEAT				SEDILE-SCH. IMBOTTITI PARTE INTERNA PADDED FRONTAL SEAT-BACK			
			COD. CODE	£	COD. CODE	CAT. A	CAT. C	CAT. D	COD. CODE	CAT. A	CAT. C	CAT. D
						£	£	£		£	£	£
MONOCOLORE ONE COLOUR 	GIREVOLE-GAS	SWIVEL-GASLIFT										
	crema (bianco)	cream (white)	KA9C	319	KA9CS	412	424	447	KKA9C ..	Codice finale/Final code SS Versioni senza cucitura Version without stitching		
	tortora	dove-colour	KA9T		KA9TS				KKA9T ..			
	verde	green	KA9V		KA9VS				KKA9V ..			
	arancio	orange	KA9A		KA9AS				KKA9A ..			
	turchese	turquoise	KA9P		KA9PS				KKA9P ..			
	rosso	red	KA9R		KA9RS				KKA9R ..			
	blu	blue	KA9B		KA9BS				KKA9B ..	Codice finale/Final code SL Versioni con cucitura lineare Version with linear stitching		
	grigio	grey	KA9G		KA9GS				KKA9G ..			
	nero	black	KA9N		KA9NS				KKA9N ..			
BICOLORE TWO COLOURS 	FRONTE/RETRO	FRONT/BACK										
	crema/tortora	cream/dove-colour	KA9CT	345	KA9CTS	438	449	473				
	crema/verde	cream/green	KA9CV		KA9CVS							
	crema/arancio	cream/orange	KA9CA		KA9CAS							
	crema/turchese	cream/turquoise	KA9CP		KA9CPS							
	crema/rosso	cream/red	KA9CR		KA9CRS							
	crema/blu	cream/blue	KA9CB		KA9CBS							
	crema/grigio	cream/grey	KA9CG		KA9CGS							
	crema/nero	cream/black	KA9CN		KA9CNS							
MONOCOLORE ONE COLOUR 	GIREVOLE-GAS	SWIVEL-GASLIFT										
	crema (bianco)	cream (white)	BA9C	345	BA9CS	438	449	473	KBA9C ..	Codice finale/Final code SS Versioni senza cucitura Version without stitching		
	tortora	dove-colour	BA9T		BA9TS				KBA9T ..			
	verde	green	BA9V		BA9VS				KBA9V ..			
	arancio	orange	BA9A		BA9AS				KBA9A ..			
	turchese	turquoise	BA9P		BA9PS				KBA9P ..			
	rosso	red	BA9R		BA9RS				KBA9R ..			
	blu	blue	BA9B		BA9BS				KBA9B ..	Codice finale/Final code SL Versioni con cucitura lineare Version with linear stitching		
	grigio	grey	BA9G		BA9GS				KBA9G ..			
	nero	black	BA9N		BA9NS				KBA9N ..			
BICOLORE TWO COLOURS 	FRONTE/RETRO	FRONT/BACK										
	crema/tortora	cream/dove-colour	BA9CT	370	BA9CTS	463	475	498				
	crema/verde	cream/green	BA9CV		BA9CVS							
	crema/arancio	cream/orange	BA9CA		BA9CAS							
	crema/turchese	cream/turquoise	BA9CP		BA9CPS							
	crema/rosso	cream/red	BA9CR		BA9CRS							
	crema/blu	cream/blue	BA9CB		BA9CBS							
	crema/grigio	cream/grey	BA9CG		BA9CGS							
	crema/nero	cream/black	BA9CN		BA9CNS							
MONOCOLORE ONE COLOUR 	GIREVOLE C/RUOTE	SWIVEL WITH CASTORS										
	crema (bianco)	cream (white)	TKA4C	598	TKA4CS	691	703	726	TKA4C ..	Codice finale/Final code SS Versioni senza cucitura Version without stitching		
	tortora	dove-colour	TKA4T		TKA4TS				TKA4T ..			
	verde	green	TKA4V		TKA4VS				TKA4V ..			
	arancio	orange	TKA4A		TKA4AS				TKA4A ..			
	turchese	turquoise	TKA4P		TKA4PS				TKA4P ..			
	rosso	red	TKA4R		TKA4RS				TKA4R ..			
	blu	blue	TKA4B		TKA4BS				TKA4B ..	Codice finale/Final code SL Versioni con cucitura lineare Version with linear stitching		
	grigio	grey	TKA4G		TKA4GS				TKA4G ..			
	nero	black	TKA4N		TKA4NS				TKA4N ..			
BICOLORE TWO COLOURS 	FRONTE/RETRO	FRONT/BACK										
	crema/tortora	cream/dove-colour	TKA4CT	624	TKA4CTS	718	729	753				
	crema/verde	cream/green	TKA4CV		TKA4CVS							
	crema/arancio	cream/orange	TKA4CA		TKA4CAS							
	crema/turchese	cream/turquoise	TKA4CP		TKA4CPS							
	crema/rosso	cream/red	TKA4CR		TKA4CRS							
	crema/blu	cream/blue	TKA4CB		TKA4CBS							
	crema/grigio	cream/grey	TKA4CG		TKA4CGS							
	crema/nero	cream/black	TKA4CN		TKA4CNS							

Girevoli - Swivel

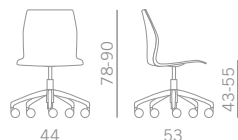


Solo a richiesta Omologazione al fuoco Classe 1IM c/sovrapprezzo + £ 18
con tess. Planet cat. A - Trevi cat. C - Extrema cat. D o in polipropilene crema
Fire resistance Italian homologation on request

		POLYPROPYLENE		SEDILE IMBOTTITO PADDED SEAT			SEDILE-SCH. IMBOTTITI PARTE INTERNA PADDED FRONTAL SEAT-BACK				
COLORE SCOCCA	SHELL COLOUR	COD. CODE		COD. CODE	CAT. A	CAT. C	CAT. D	COD. CODE	CAT. A	CAT. C	CAT. D
		£		£	£	£	£	£	£	£	

GIREVOLE-GAS SWIVEL-GASLIFT

MONOCOLORE ONE COLOUR



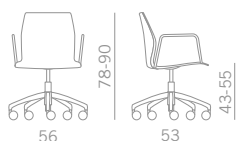
crema (bianco)	cream (white)	KA5C	268	KA5CS	361	373	396	KKA5C ..	Codice finale/Final code				
tortora	dove-colour	KA5T		KA5TS				KKA5T ..	SS				
verde	green	KA5V		KA5VS				KKA5V ..	Versioni senza cucitura				
arancio	orange	KA5A		KA5AS				KKA5A ..	Version without stitching				
turchese	turquoise	KA5P		KA5PS				KKA5P ..	426	449	473		
rosso	red	KA5R		KA5RS				KKA5R ..					
blu	blue	KA5B		KA5BS				KKA5B ..	Codice finale/Final code				
grigio	grey	KA5G		KA5GS				KKA5G ..	SL				
nero	black	KA5N		KA5NS				KKA5N ..	Versioni con cucitura lineare				
								443	466	490			

BICOLORE TWO COLOURS



crema/tortora	cream/dove-colour	KA5CT	294	KA5CTS	387	399	422				
crema/verde	cream/green	KA5CV		KA5CVS							
crema/arancio	cream/orange	KA5CA		KA5CAS							
crema/turchese	cream/turquoise	KA5CP		KA5CPS							
crema/rosso	cream/red	KA5CR		KA5CRS							
crema/blu	cream/blue	KA5CB		KA5CBS							
crema/grigio	cream/grey	KA5CG		KA5CGS							
crema/nero	cream/black	KA5CN		KA5CNS							

MONOCOLORE ONE COLOUR



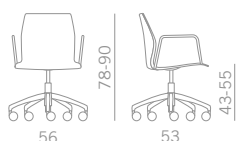
GIREVOLE-GAS SWIVEL-GASLIFT

CON BRACCIOLI - WITH ARMS

Si accompagnano con il colore della base
Match with the base colour

crema (bianco)	cream (white)	BA5C	294	BA5CS	387	399	422	KBA5C ..	Codice finale/Final code		
tortora	dove-colour	BA5T		BA5TS				KBA5T ..	SS		
verde	green	BA5V		BA5VS				KBA5V ..	Versioni senza cucitura		
arancio	orange	BA5A		BA5AS				KBA5A ..	Version without stitching		
turchese	turquoise	BA5P		BA5PS				KBA5P ..	452	475	498
rosso	red	BA5R		BA5RS				KBA5R ..			
blu	blue	BA5B		BA5BS				KBA5B ..	Codice finale/Final code		
grigio	grey	BA5G		BA5GS				KBA5G ..	SL		
nero	black	BA5N		BA5NS				KBA5N ..	Versioni con cucitura lineare		
									Version with linear stitching		
					469	492	515				

BICOLORE TWO COLOURS



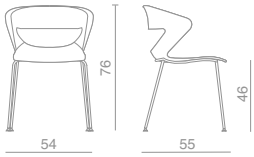
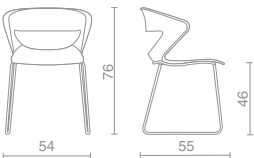
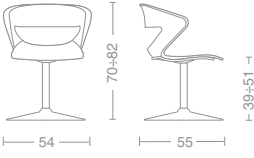
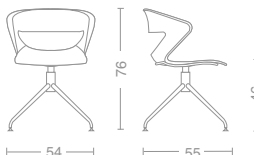
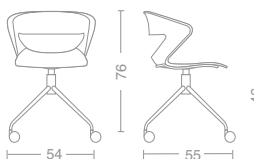
crema/tortora	cream/dove-colour	BA5CT	319	BA5CTS	412	424	447				
crema/verde	cream/green	BA5CV		BA5CVS							
crema/arancio	cream/orange	BA5CA		BA5CAS							
crema/turchese	cream/turquoise	BA5CP		BA5CPS							
crema/rosso	cream/red	BA5CR		BA5CRS							
crema/blu	cream/blue	BA5CB		BA5CBS							
crema/grigio	cream/grey	BA5CG		BA5CGS							
crema/nero	cream/black	BA5CN		BA5CNS							

NOTE:	LE VERSIONI IGNIFUGHE CLASSE 1 IN POLIPROPILENE MONOCOLORE, CREMA, VENGONO FORNITE SOLO SU RICHIESTA Cream (one colour) fire retardant polypropylene versions can be supplied on request	Cod. KAF.C	+£ 18
--------------	--	-------------------	--------------

BASE (P. 4/5)	DA INDICARE NELL'ORDINE	TO SPECIFY IN THE ORDER	£
APS	VERSIONE C/BASE NYLON NERA	VERSION WITH BLACK NYLON BASE	APS+ =
APW - APG	VERSIONE C/BASE NYLON	VERSION WITH NYLON BASE	APW - APG+ 12
AL6 - AL7 - AL9 - ANN	VERSIONE C/BASE ALLUMINIO	VERSION WITH BASE IN ALUMINIUM	AL6 - AL7 - AL9 - ANN+ 38
AL5 - AWW	VERSIONE C/BASE ALLUMINIO	VERSION WITH BASE IN ALUMINIUM	AL5 - AWW+ 70
AL3	VERSIONE C/BASE ALLUMINIO	VERSION WITH BASE IN ALUMINIUM	AL3+ 93
AL4	4 RAZZE ALLUMINIO (c/piedini / no oscillante)	4 STAR BASE IN ALUMINIUM (with feet / no tilt)	AL4+ 70



Sedia impilabile - Stack Chair

		POLYPROPYLENE		SEDILE IMBOTTITO PADDED SEAT			SEDILE-SCHIENALE IMBOTTITO PADDED SEAT-BACK						
COLORE SCOCCA	SHELL COLOUR	COD. CODE	£	COD. CODE	CAT. A	CAT. C	CAT. D	COD. CODE	CAT. A	CAT. C	CAT. D		
					£	£	£		£	£	£		
Sedia impilabile - Stack Chair		4 GAMBE 4 LEGS			KICCA/AN TELAIO VERNICIATO NERO / BLACK PAINTED FRAME KICCA/AV TELAIO VERNICIATO ALLUMINIO / ALU. PAINTED FRAME KICCA/AB TELAIO VERNICIATO BIANCO / WHITE PAINTED FRAME KICCA/ACC TELAIO CROMATO / CHROMED FRAME A RICHIESTA ALTRI COLORI TELAIO / DIFFERENT FRAME FINISHES ON REQUEST (MINIMUM 10 PCS) KICCA/LE TELAIO LEGNO ACERO (NON IMPIL)/MAPLE WOOD FRAME (NO STACKABLE)							AN £= AV £= AB £= ACC+£ 14 LE+£ 140	
		crema (bianco)	cream (white)	KC1C	181	KC1CS	275	286	310	KC1CSS	345	368	391
		tortora	dove-colour	KC1T		KC1TS				KC1TSS			
		verde	green	KC1V		KC1VS				KC1VSS			
		arancio	orange	KC1A		KC1AS				KC1ASS			
		turchese	turquoise	KC1P		KC1PS				KC1PSS			
		rosso	red	KC1R		KC1RS				KC1RSS			
		blu	blue	KC1B		KC1BS				KC1BSS			
		grigio	grey	KC1G		KC1GS				KC1GSS			
		nero	black	KC1N		KC1NS				KC1NSS			
Sedia impilabile - Stack Chair		SLITTA SLED			KICCA/AN TELAIO VERNICIATO NERO / BLACK PAINTED FRAME KICCA/AV TELAIO VERNICIATO ALLUMINIO / ALU. PAINTED FRAME KICCA/AB TELAIO VERNICIATO BIANCO / WHITE PAINTED FRAME KICCA/ACC TELAIO CROMATO / CHROMED FRAME							AN £= AV £= AB £= ACC+£ 14	
		crema (bianco)	cream (white)	KC2C	198	KC2CS	292	303	326	KC2CSS	361	385	408
		tortora	dove-colour	KC2T		KC2TS				KC2TSS			
		verde	green	KC2V		KC2VS				KC2VSS			
		arancio	orange	KC2A		KC2AS				KC2ASS			
		turchese	turquoise	KC2P		KC2PS				KC2PSS			
		rosso	red	KC2R		KC2RS				KC2RSS			
		blu	blue	KC2B		KC2BS				KC2BSS			
		grigio	grey	KC2G		KC2GS				KC2GSS			
		nero	black	KC2N		KC2NS				KC2NSS			
GIREVOLE C/GAS BASE CROMATA		SWIVEL W/GASLIFT CHROMED BASE											
		crema (bianco)	cream (white)	KC9C	322	KC9CS	416	427	451	KC9CSS	485	509	532
		tortora	dove-colour	KC9T		KC9TS				KC9TSS			
		verde	green	KC9V		KC9VS				KC9VSS			
		arancio	orange	KC9A		KC9AS				KC9ASS			
		turchese	turquoise	KC9P		KC9PS				KC9PSS			
		rosso	red	KC9R		KC9RS				KC9RSS			
		blu	blue	KC9B		KC9BS				KC9BSS			
		grigio	grey	KC9G		KC9GS				KC9GSS			
		nero	black	KC9N		KC9NS				KC9NSS			
GIREVOLE 4 PIEDI		SWIVEL W/4 LEGS			KICCA/AB TELAIO VERNICIATO BIANCO / WHITE PAINTED FRAME KICCA/AN TELAIO VERNICIATO NERO / BLACK PAINTED FRAME KICCA/ACC TELAIO CROMATO / CHROMED FRAME							AB £= AN £= ACC+£ 14	
		crema (bianco)	cream (white)	KC4C	322	KC4CS	416	427	451	KC4CSS	485	509	532
		tortora	dove-colour	KC4T		KC4TS				KC4TSS			
		verde	green	KC4V		KC4VS				KC4VSS			
		arancio	orange	KC4A		KC4AS				KC4ASS			
		turchese	turquoise	KC4P		KC4PS				KC4PSS			
		rosso	red	KC4R		KC4RS				KC4RSS			
		blu	blue	KC4B		KC4BS				KC4BSS			
		grigio	grey	KC4G		KC4GS				KC4GSS			
		nero	black	KC4N		KC4NS				KC4NSS			
GIREVOLE 4 PIEDI C/RUOTE		SWIVEL W/4 LEGS W/CASTORS			KICCA/AB TELAIO VERNICIATO BIANCO / WHITE PAINTED FRAME KICCA/AN TELAIO VERNICIATO NERO / BLACK PAINTED FRAME KICCA/ACC TELAIO CROMATO / CHROMED FRAME							AB £= AN £= ACC+£ 14	
		crema (bianco)	cream (white)	RC4C	347	RC4CS	440	452	475	RC4CSS	510	533	557
		tortora	dove-colour	RC4T		RC4TS				RC4TSS			
		verde	green	RC4V		RC4VS				RC4VSS			
		arancio	orange	RC4A		RC4AS				RC4ASS			
		turchese	turquoise	RC4P		RC4PS				RC4PSS			
		rosso	red	RC4R		RC4RS				RC4RSS			
		blu	blue	RC4B		RC4BS				RC4BSS			
		grigio	grey	RC4G		RC4GS				RC4GSS			
		nero	black	RC4N		RC4NS				RC4NSS			






		POLYPROPYLENE		SEDILE IMBOTTITO PADDED SEAT			SEDILE-SCHIENALE IMBOTTITO PADDED SEAT-BACK				
		COD. CODE		COD. CODE	CAT. A	CAT. C	CAT. D	COD. CODE	CAT. A	CAT. C	CAT. D
			£		£	£	£		£	£	£
COLORE SCOCCA	SHELL COLOUR										



Solo a richiesta Omologazione al fuoco Classe 1IM c/sovrapprezzo + £ 15 con tess. Planet cat. A-Trevi cat. C o in polipropilene crema

		POLYPROPYLENE		SEDILE IMBOTTITO PADDED SEAT			SEDILE-SCH. IMBOTTITI PARTE INTERNA PADDED FRONTAL SEAT-BACK				
		COD. CODE		COD. CODE	CAT. A	CAT. C	CAT. D	COD. CODE	CAT. A	CAT. C	CAT. D
			£		£	£	£		£	£	£
Sedia non impilabile - Not stackable chair		KICCA/AN		TELAIO VERNICIATO NERO / BLACK PAINTED FRAME						AN	£=
		KICCA/AV		TELAIO VERNICIATO ALLUMINIO / ALU. PAINTED FRAME						AV	£=
		KICCA/AB		TELAIO VERNICIATO BIANCO / WHITE PAINTED FRAME						AB	£=
		KICCA/ACC		TELAIO CROMATO / CHROMED FRAME						ACC	+£ 14
		KICCA/PP		TELAIO VERNICIATO Turchese / TURQUOISE PAINTED FRAME						PP	+£ 14
		KICCA/TT		TELAIO VERNICIATO TORTORA / DOVE-COLOUR PAINTED FRAME						TT	+£ 14
		KICCA/BR		TELAIO VERNICIATO BRONZO / BRONZE PAINTED FRAME						BR	+£ 14
	SLITTA	SLED									

ACCESSORI - ACCESSORIES

	CARTER SOTTOSEDILE "AVORIO"	"IVORY" UNDERSEAT SHELL	KC18	41	SOLO PER IMPILABILITÀ VERSIONI CON SEDILE IMBOTTITO ONLY FOR STACKING CHAIRS WITH UPHOLSTERED SEAT
	CARTER SOTTOSEDILE CON AGGANCIO	UNDERSEAT SHELL W/LINKING DEVICE	KC19	70	PER AGGANCIABILITÀ SEDIE TO LINK CHAIRS
	CARRELLO	TROLLEY	KC17	217	PER VERSIONI TELAI 4 GAMBE E SLITTA FOR 4-LEGS AND SLED FRAMES VERSIONS

NOTE: LE VERSIONI IGNIFUGHE CLASSE 1 IN POLIPROPILENE CREMA K.F.C OPPURE GRIGIO K.F.G, VENGONO FORNITE SOLO SU RICHIESTA
cream CODE K.F.C OR GREY CODE K.F.G fire retardant polypropylene versions can be supplied on request

+£ 18

KICCA ONE

Sedia impilabile monoblocco
Stack monoblock chair

Modello registrato
Registered model



Test UV - Normativa europea EN16139:2013 livello 1- European Standard EN16139:2013 level 1


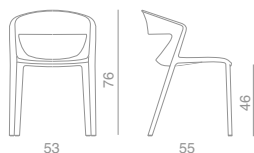
Solo a richiesta Omologazione al fuoco Classe 11M con sedile rivestito in Planet cat. A + £ =

Solo a richiesta Omologazione al fuoco Classe 1 in polipropilene rinforzato KFC10C/. crema + £ 58

Fire resistance Italian homologation on request

POLIPROPILENE RINFORZATO FIBRA VETRO / FIBERGLASS-REINFORCED POLYPROPYLENE

COLORE SEDIA	CHAIR COLOUR	COD. CODE	STESSO COLORE SAME COLOR	COD. CODE	STESSO COLORE SAME COLOR	COD. CODE	STESSO COLORE SAME COLOR	COD. CODE	1 PZ/BOX 1 PCS/BOX
			4 PZ/BOX 4 PCS/BOX		3 PZ/BOX 3 PCS/BOX		2 PZ/BOX 2 PCS/BOX		
			£		£		£		£
crema (bianco)	cream (white)	KC10C/4	*146	KC10C/3	*172	KC10C/2	*197	KC10C/1	223
grigio (chiaro)	grey (light)	KC10G/4		KC10G/3		KC10G/2		KC10G/1	
verde	green	KC10V/4		KC10V/3		KC10V/2		KC10V/1	
tortora	dove-colour	KC10T/4		KC10T/3		KC10T/2		KC10T/1	
rosso	red	KC10R/4		KC10R/3		KC10R/2		KC10R/1	
lava	lava	KC10L/4		KC10L/3		KC10L/2		KC10L/1	
turchese	turquoise	KC10P/4		KC10P/3		KC10P/2		KC10P/1	
lilla	lilac	KC10F/4		KC10F/3		KC10F/2		KC10F/1	
giallo	yellow	KC10Y/4		KC10Y/3		KC10Y/2		KC10Y/1	
caramello	caramel	KC10K/4		KC10K/3		KC10K/2		KC10K/1	



KICCA ONE 2ND LIFE

Polipropilene riciclato - Recycled polypropylene

salvia	desert sage	KC10E/4	146	KC10E/3	172	KC10E/2	197	KC10E/1	223
--------	-------------	---------	-----	---------	-----	---------	-----	---------	-----

NOTE:

* I PREZZI RIPORTATI SONO RIFERITI A SINGOLA SEDIA - NELL'ORDINE INDICARE L'ESATTA QUANTITÀ DELLE SEDIE.
PRICES REFER TO THE SINGLE CHAIR - IN THE ORDER PLEASE SPECIFY THE EXACT QUANTITY OF CHAIRS.

	COD. CODE	CAT. A	CAT. C	CAT. D	CAT. E
		£	£	£	£
 Cuscino removibile sfoderabile Detachable and removable cushion	KC10S	133	144	167	—
 Carrello Trolley	KC17	217			

Sedia impilabile monoblocco Stack monoblock chair



Test UV - Normativa europea EN16139 livello 1 - European Standard EN16139-1


Solo a richiesta Omologazione al fuoco Classe 1IM con sedile rivestito in Planet cat. A+ £ =

Solo a richiesta Omologazione al fuoco Classe 1 in polipropilene rinforzato KFL1C/. e KFL2C/. crema + £ 58
Fire resistance Italian homologation on request

POLIPROPILENE RINFORZATO FIBRA VETRO / FIBERGLASS-REINFORCED POLYPROPYLENE

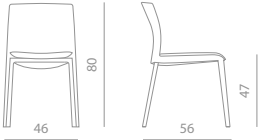
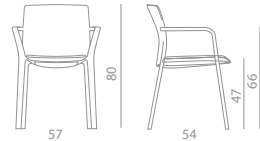
	COLORE SEDIA	CHAIR COLOUR	STESSO COLORE SAME COLOR		STESSO COLORE SAME COLOR		STESSO COLORE SAME COLOR		COD. CODE	1 PZ/BOX 1 PCS/BOX
			COD. CODE	4 PZ/BOX 4 PCS/BOX	COD. CODE	3 PZ/BOX 3 PCS/BOX	COD. CODE	2 PZ/BOX 2 PCS/BOX		
				£		£		£		£
Senza braccioli - Without arms Impilabile 12 pz. - Stackable 12 pcs.	crema (bianco)	cream (white)	KL1C/4	*142	KL1C/3	*167	KL1C/2	*194	KL1C/1	219
	rosa antico	old rose	KL1A/4		KL1A/3		KL1A/2		KL1A/1	
	turchese	turquoise	KL1P/4		KL1P/3		KL1P/2		KL1P/1	
	grigio	grey	KL1G/4		KL1G/3		KL1G/2		KL1G/1	
	verde	green	KL1V/4		KL1V/3		KL1V/2		KL1V/1	
	rosso	red	KL1R/4		KL1R/3		KL1R/2		KL1R/1	
	tortora	dove-colour	KL1T/4		KL1T/3		KL1T/2		KL1T/1	
	giallo	yellow	KL1Y/4		KL1Y/3		KL1Y/2		KL1Y/1	
	grigio ardesia	slate grey	KL1S/4		KL1S/3		KL1S/2		KL1S/1	
Con braccioli - With arms Impilabile 10 pz. - Stackable 10 pcs.	crema (bianco)	cream (white)	KL2C/4	*165	KL2C/3	*191	KL2C/2	*217	KL2C/1	243
	rosa antico	old rose	KL2A/4		KL2A/3		KL2A/2		KL2A/1	
	turchese	turquoise	KL2P/4		KL2P/3		KL2P/2		KL2P/1	
	grigio	grey	KL2G/4		KL2G/3		KL2G/2		KL2G/1	
	verde	green	KL2V/4		KL2V/3		KL2V/2		KL2V/1	
	rosso	red	KL2R/4		KL2R/3		KL2R/2		KL2R/1	
	tortora	dove-colour	KL2T/4		KL2T/3		KL2T/2		KL2T/1	
	giallo	yellow	KL2Y/4		KL2Y/3		KL2Y/2		KL2Y/1	
	grigio ardesia	slate grey	KL2S/4		KL2S/3		KL2S/2		KL2S/1	

NOTE: * I PREZZI RIPORTATI SONO RIFERITI A SINGOLA SEDIA - NELL'ORDINE INDICARE L'ESATTA QUANTITÀ DELLE SEDIE.
PRICES REFER TO THE SINGLE CHAIR - IN THE ORDER PLEASE SPECIFY THE EXACT QUANTITY OF CHAIRS.

	COD. CODE	CAT. A	CAT. C	CAT. D	CAT. E
		£	£	£	£
	CUSCINO SEDILE REMOVIBLE	REMOVABLE SEAT CUSHION			
	KL3SR	128	140	163	180

Con sedile fisso imbottito With fixed seat cushion



			COD. CODE	CAT. A	CAT. C	CAT. D	CAT. E
				£	£	£	£
<div>Senza braccioli - Without arms</div> <div></div>	crema (bianco)	cream (white)	KL1CS	280	292	303	333
	rosa antico	old rose	KL1AS				
	turchese	turquoise	KL1PS				
	grigio	grey	KL1GS				
	verde	green	KL1VS				
	rosso	red	KL1RS				
	tortora	dove-colour	KL1TS				
	giallo	yellow	KL1YS				
	grigio ardesia	slate grey	KL1SS				
<div>Con braccioli - With arms</div> <div></div>	crema (bianco)	cream (white)	KL2CS	305	317	329	361
	rosa antico	old rose	KL2AS				
	turchese	turquoise	KL2PS				
	grigio	grey	KL2GS				
	verde	green	KL2VS				
	rosso	red	KL2RS				
	tortora	dove-colour	KL2TS				
	giallo	yellow	KL2YS				
	grigio ardesia	slate grey	KL2SS				

CARRELLO	TROLLEY	
	KC17	217



Normativa Europea EN13761 (versione 4 gambe) - European Standard EN13761

Solo a richiesta Omologazione al fuoco Classe 11M c/sovrapprezzo + 10% con tess. Trevi cat. C

Fire resistance Italian homologation on request

		POLICARBONATO POLYCARBONATE		SEDILE FISSO IMBOTTITO FIXED PADDED SEAT			SEDILE-SCHIENALE IMBOTTITO PADDED SEAT-BACK					
		COD. CODE	£	COD. CODE	CAT. A	CAT. C	CAT. D	COD. CODE	CAT. A	CAT. C	CAT. D	
					£	£	£		£	£	£	
		KRIZIA/AV KRIZIA/AB KRIZIA/ACC		TELAIO VERNICIATO ALLUMINIO / ALU. PAINTED FRAME TELAIO VERNICIATO BIANCO / WHITE PAINTED FRAME TELAIO CROMATO / CHROMED FRAME					AV £= AB £= ACC +£ 14			
		4 GAMBE 4 LEGS										
		bianco	white	KR1B	247	329	340	352	KR1BS	422	445	469
		rosso	red	KR1R					KR1RS			
		moka	moka	KR1M					KR1MS			
		nero	black	KR1N					KR1NS			
		trasparente	transparent	—	—	KR1TS			—	—	—	—
Girevoli - Swivel												
		GIREVOLE C/GAS BASE CROMATA	SWIVEL- GASLIFT CHROMED BASE									
		bianco	white	KR9B	403	484	496	508	KR9BS	578	601	624
		rosso	red	KR9R					KR9RS			
		moka	moka	KR9M					KR9MS			
		nero	black	KR9N					KR9NS			
		trasparente	transparent	—	—	KR9TS			—	—	—	—
		GIREVOLE C/GAS	SWIVEL W/GASLIFT									
		bianco	white	KR5B	352	434	445	457	KR5BS	527	550	573
		rosso	red	KR5R					KR5RS			
		moka	moka	KR5M					KR5MS			
		nero	black	KR5N					KR5NS			
		trasparente	transparent	—	—	KR5TS			—	—	—	—
		GIREVOLE 4 PIEDI CROMATI	SWIVEL W/4 CHROMED LEGS									
		bianco	white	KR4B	391	473	484	496	KR4BS	566	589	613
		rosso	red	KR4R					KR4RS			
		moka	moka	KR4M					KR4MS			
		nero	black	KR4N					KR4NS			
		trasparente	transparent	—	—	KR4TS			—	—	—	—
		GIREVOLE 4 PIEDI CROMATI C/RUOTE	SWIVEL W/4 CHROMED LEGS W/CASTORS									
		bianco	white	RR4B	416	497	509	520	RR4BS	590	614	637
		rosso	red	RR4R					RR4RS			
		moka	moka	RR4M					RR4MS			
		nero	black	RR4N					RR4NS			
		trasparente	transparent	—	—	RR4TS			—	—	—	—
		GIREVOLE 4 PIEDI VERN. BIANCO	SWIVEL W/4 WHITE PAINTED LEGS									
		bianco	white	KR6B	377	459	471	482	KR6BS	552	576	599
		rosso	red	KR6R					KR6RS			
		moka	moka	KR6M					KR6MS			
		nero	black	KR6N					KR6NS			
		trasparente	transparent	—	—	KR6TS			—	—	—	—
		GIREVOLE 4 PIEDI VERN. BIANCO C/RUOTE	SWIVEL W/4 WHITE PAINTED LEGS W/CASTORS									
		bianco	white	RR6B	403	484	496	508	RR6BS	578	601	624
		rosso	red	RR6R					RR6RS			
		moka	moka	RR6M					RR6MS			
		nero	black	RR6N					RR6NS			
		trasparente	transparent	—	—	RR6TS			—	—	—	—

4 Gambe faggio - 4 Legs beechwood



POLICARBONATO POLYCARBONATE		SEDILE FISSO IMBOTTITO FIXED PADDED SEAT				SEDILE-SCHIENALE IMBOTTITO PADDED SEAT-BACK					
COD. CODE	£	COD. CODE	CAT. A	CAT. C	CAT. D	COD. CODE	CAT. A	CAT. C	CAT. D		
	£		£	£	£		£	£	£		
4 GAMBE FAGGIO VERNICIATO NATURALE		4 LEGS NATURAL PAINTED BEECHWOOD		4 GAMBE FAGGIO VERNICIATO NATURALE 4 LEGS NATURAL PAINTED BEECHWOOD							
bianco	white	FN2B	408	FN2BS	490	501	513	FN2BSS	583	606	630
rosso	red	FN2R		FN2RS				FN2RSS			
moka	moka	FN2M		FN2MS				FN2MSS			
nero	black	FN2N		FN2NS				FN2NSS			
trasparente	transparent	—	—	—	—	—	—	—	—	—	—
4 GAMBE FAGGIO VERNICIATO BIANCO		4 LEGS WHITE PAINTED BEECHWOOD		4 GAMBE FAGGIO VERNICIATO BIANCO 4 LEGS WHITE PAINTED BEECHWOOD							
bianco	white	FB2B	408	FB2BS	490	501	513	FB2BSS	583	606	630
rosso	red	FB2R		FB2RS				FB2RSS			
moka	moka	FB2M		FB2MS				FB2MSS			
nero	black	FB2N		FB2NS				FB2NSS			
trasparente	transparent	—	—	—	—	—	—	—	—	—	—

NOTE:
Nelle versioni imbottite sono sconsigliati i rivestimenti finte pelli e l'impilabilità.
For padded versions, we recommend not to choose synthetic-leather upholsteries and not to stack.

**Il polycarbonato con finitura lucida con l'uso può dare luogo ad alonature biancastre, in particolare sui colori scuri.
Per la pulizia è indicato il panno umido e detergente neutro.**
The polished polycarbonate shells may become scratched by any sharp objects on clothing, so caution must be taken.
The cleaning advice is to use a damp cloth and a mild detergent.

KICCA PLUS

Interamente rivestita (non implilabile)
Fully upholstered (not stackable)

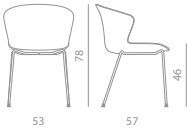
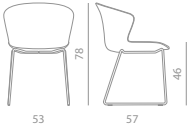
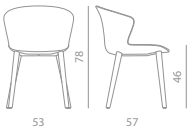


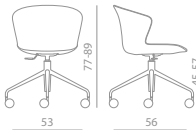
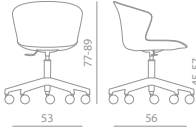
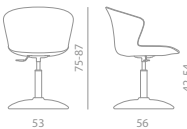


Normativa europea EN16139 livello 1 - European Standard EN16139-1

Solo a richiesta Omologazione al fuoco Classe 1IM con sovrapprezzo +10% con tessuto Planet cat. A

Fire resistance Italian homologation on request



		COD. CODE	CAT. A £	CAT. C £	CAT. D £	CAT. E £	
		KICCA PLUS/AN KICCA PLUS/AV KICCA PLUS/AB KICCA PLUS/ACC	telaio verniciato nero / black painted frame telaio verniciato alluminio / alu painted frame telaio verniciato bianco / white painted frame telaio cromato / chromed frame	AN £= AV £= AB £= ACC + £ 14			
	MONOCOLORE <i>ONE COLOUR</i>	telaio 4 gambe 4 legs frame	KCP1M	525	560	606	667
	BICOLORE <i>TWO COLOURS</i>	telaio 4 gambe 4 legs frame	KCP1B	571	606	653	718
	MONOCOLORE <i>ONE COLOUR</i>	telaio slitta sled frame	KCP2M	548	583	630	693
	BICOLORE <i>TWO COLOURS</i>	telaio slitta sled frame	KCP2B	595	630	676	744
GAMBE LEGNO ACERO MAPLE WOOD FRAME							
	MONOCOLORE <i>ONE COLOUR</i>	telaio 4 gambe legno 4 legs wood frame	KCP1LEM	665	700	746	821
	BICOLORE <i>TWO COLOURS</i>	telaio 4 gambe legno 4 legs wood frame	KCP1LEB	711	746	793	872
	MONOCOLORE <i>ONE COLOUR</i>	girevole 4 piedi swivel w/4 legs	KCP4M	606	641	688	757
	BICOLORE <i>TWO COLOURS</i>	girevole 4 piedi swivel w/4 legs	KCP4B	653	688	735	808
	MONOCOLORE <i>ONE COLOUR</i>	girevole 4 piedi c/ruote swivel w/4 legs with castors	RCP4M	630	665	711	782
	BICOLORE <i>TWO COLOURS</i>	girevole 4 piedi c/ruote swivel w/4 legs with castors	RCP4B	676	711	758	834
	MONOCOLORE <i>ONE COLOUR</i>	girevole 4 piedi gas con ruote swivel w/4 legs gasflit with castors	GRCP4M	688	723	770	847
	BICOLORE <i>TWO COLOURS</i>	girevole 4 piedi gas con ruote swivel w/4 legs gasflit with castors	GRCP4B	735	770	816	898
BASE DA INDICARE NELL'ORDINE VEDI PAG. 15 BASE TO SPECIFY IN THE ORDER SEE PAGE 15							
	MONOCOLORE <i>ONE COLOUR</i>	girevole gas swivel w/gasflit	KCP5M	560	595	641	705
	BICOLORE <i>TWO COLOURS</i>	girevole gas swivel w/gasflit	KCP5B	606	641	688	757
	MONOCOLORE <i>ONE COLOUR</i>	girevole gas base cromata swivel w/gasflit chromed base	KCP9M	606	641	688	757
	BICOLORE <i>TWO COLOURS</i>	girevole gas base cromata swivel w/gasflit chromed base	KCP9B	653	688	735	808

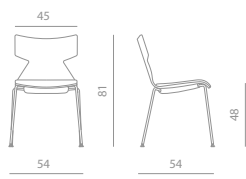
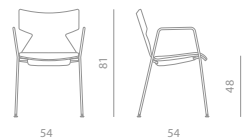
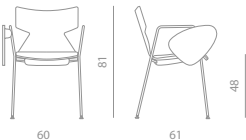
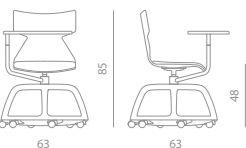

NOTE:

BICOLORE - TWO COLOURS

Il primo codice identifica la parte interna. Il secondo codice identifica la parte esterna.

The first code refers to the inner part. The second code refers to the external part.











		COD. CODE		FAGGIO BEECHWOOD	CAT. A	CAT. C	CAT. D	CAT. E
				£	£	£	£	£
		SENZA BRACCIOLI		WITHOUT ARMS		KIMBOX WOOD/AN TELAIO VERNICIATO NERO / BLACK PAINTED FRAME AN £=		
						KIMBOX WOOD/ACC TELAIO CROMATO / CHROMED FRAME ACC +£ 14		
		verniciato naturale	natural painted	KW01F	364	-	-	-
		verniciato nero	black painted	KW01N	376	-	-	-
		SEDILE IMBOTTITO		PADDED SEAT				
		verniciato naturale	natural painted	KW01FS	-	465	477	500
		verniciato nero	black painted	KW01NS	-	478	490	513
						550	564	
		CON BRACCIOLI		WITH ARMS		KIMBOX WOOD/AN TELAIO VERNICIATO NERO / BLACK PAINTED FRAME AN £=		
						KIMBOX WOOD/ACC TELAIO CROMATO / CHROMED FRAME ACC +£ 14		
		verniciato naturale	natural painted	KW02F	388	-	-	-
		verniciato nero	black painted	KW02N	401	-	-	-
		SEDILE IMBOTTITO		PADDED SEAT				
		verniciato naturale	natural painted	KW02FS	-	491	502	526
		verniciato nero	black painted	KW02NS	-	504	515	538
						578	592	
		CON TAVOLETTA ANTIPANICO		WITH ANTIPANIC WRITING TABLET		KIMBOX WOOD/AN TELAIO VERNICIATO NERO / BLACK PAINTED FRAME AN £=		
						KIMBOX WOOD/ACC TELAIO CROMATO / CHROMED FRAME ACC +£ 14		
		verniciato naturale	natural painted	KW03F	452	-	-	-
		verniciato nero	black painted	KW03N	464	-	-	-
		SEDILE IMBOTTITO		PADDED SEAT				
		verniciato naturale	natural painted	KW03FS	-	552	564	587
		verniciato nero	black painted	KW03NS	-	566	578	601
						646	661	
		GIREVOLE CON RUOTE CON TAVOLETTA E PORTAOGGETTI		SWIVEL WITH CASTORS AND WRITING TABLET AND STORAGE				
		verniciato naturale	natural painted	TKW04F	631	-	-	-
		verniciato nero	black painted	TKW04N	642	-	-	-
		SEDILE IMBOTTITO		PADDED SEAT				
		verniciato naturale	natural painted	TKW04FS	-	732	744	767
		verniciato nero	black painted	TKW04NS	-	745	757	780
						844	858	
		COPPIA AGGANCI		LINKING DEVICE		A RICHIESTA SOLO PER ART. KW01.. KW02.. ONLY FOR ART. KW01.. KW02..		
		(non impilabile con agganci)	(version with linking device not stackable)	KMB16	70			

KARMA (CHAIR)

Sedile imbottito - Schienale rete
Padded seat - Mesh backrest



Solo a richiesta Omologazione al fuoco Classe 11M c/sovrapprezzo + 10%
con tessuto Planet cat. A e Trevi cat. C e rete nera D/223
Fire resistance Italian homologation on request









COD. CODE	CAT. A	CAT. C	CAT. D	CAT. E
	£	£	£	£
<div>   </div>				
<div> <div> IMPILABILE telaio slitta nero telaio slitta cromato </div> <div> STACKABLE black sled frame chromed sled frame </div> </div>				
KA181AN	548	560	583	641
KA181AC	571	583	606	667
<div>   </div>				
<div> <div> BASE GIREVOLE PIRAMIDALE ALLUMINIO con braccioli cromati </div> <div> SWIVEL ALUMINIUM PYRAMIDAL BASE with chromed arms </div> </div>				
KA190AL	688	700	723	795
<div>   </div>				
<div> <div> BASE GIREVOLE PIRAMIDALE NYLON NERA con braccioli neri </div> <div> SWIVEL PYRAMIDAL BLACK NYLON BASE with black arms </div> </div>				
KA190AN	595	606	630	693
<div>   </div>				
<div> <div> C/BRACCIOLI NERI gas gas oscillante/L </div> <div> WITH BLACK ARMS gaslift gaslift with tilt/L </div> </div>				
KA163AN	560	571	595	654
KA167AN	595	606	630	693
<div> <div> C/BRACCIOLI CROMATI gas gas oscillante/L </div> <div> WITH CHROMED ARMS gaslift gaslift with tilt/L </div> </div>				
KA163AC	571	583	606	667
KA167AC	606	618	641	705

BASE: VEDI PAG. 15/BASE: SEE PAGE 15

KARMA (CHAIR)

Sedile e schienale imbottiti - retro nero
Padded seat and backrest - black backside

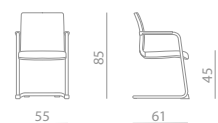


COD. CODE	CAT. A	CAT. C	CAT. D	CAT. E
	£	£	£	£
<div>   </div>				
<div> <div> IMPILABILE telaio slitta nero telaio slitta cromato </div> <div> STACKABLE black sled frame chromed sled frame </div> </div>				
KA281AN	560	571	606	667
KA281AC	583	595	630	693
<div>   </div>				
<div> <div> BASE GIREVOLE PIRAMIDALE ALLUMINIO con braccioli cromati </div> <div> SWIVEL ALUMINIUM PYRAMIDAL BASE with chromed arms </div> </div>				
KA290AL	700	711	746	821
<div>   </div>				
<div> <div> BASE GIREVOLE PIRAMIDALE NYLON NERA con braccioli neri </div> <div> SWIVEL PYRAMIDAL BLACK NYLON BASE with black arms </div> </div>				
KA290AN	606	618	653	718
<div>   </div>				
<div> <div> C/BRACCIOLI NERI gas gas oscillante/L </div> <div> WITH BLACK ARMS gaslift gaslift with tilt/L </div> </div>				
KA263AN	571	583	618	680
KA267AN	606	618	653	718
<div> <div> C/BRACCIOLI CROMATI gas gas oscillante/L </div> <div> WITH CHROMED ARMS gaslift gaslift with tilt/L </div> </div>				
KA263AC	583	595	630	693
KA267AC	618	630	665	731

BASE: VEDI PAG. 15/BASE: SEE PAGE 15

KARMA (CHAIR)

Sedile e schienale imbottiti - fronte e retro
Padded seat and backrest - front and backside



IMPILABILE

telaio slitta nero
telaio slitta cromato

STACKABLE

black sled frame
chromed sled frame

COD. CODE	CAT. A	CAT. C	CAT. D	CAT. E
£	£	£	£	£

BASE GIREVOLE PIRAMIDALE ALLUMINIO

con braccioli cromati

SWIVEL ALUMINIUM PYRAMIDAL BASE

with chromed arms

BASE GIREVOLE PIRAMIDALE NYLON NERA

con braccioli neri

SWIVEL PYRAMIDAL BLACK NYLON BASE

with black arms

C/BRACCIOLI NERI

gas
gas oscillante/L

WITH BLACK ARMS

gaslift
gaslift with tilt/L

BASE: VEDI PAG. 15/BASE: SEE PAGE 15

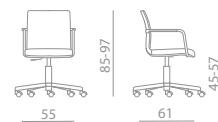
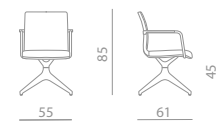
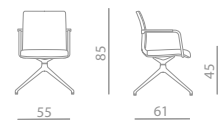
C/BRACCIOLI CROMATI

gas
gas oscillante/L

WITH CHROMED ARMS

gaslift
gaslift with tilt/L

KA381AN	583	606	653	718
KA381AC	606	630	676	744
KA390AL	723	746	793	872
KA390AN	630	653	700	770
KA363AN	595	618	665	731
KA367AN	630	653	700	770
KA363AC	606	630	676	744
KA367AC	641	665	711	782

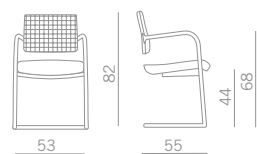


KELLY



VERSIONI - VERSIONS

Sedile imbottito - Schienale rete / Padded seat - Mesh backrest
Sedile - Schienale imbottiti / Padded seat - Backrest



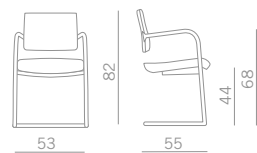
c/braccioli

with arms

SEDILE IMBOTTITO
SCHIENALE RETE POLIESTERE
D218-D221-D222

PADDED SEAT
BACKREST IN POLYESTER MESH
D218-D221-D222

COD. CODE	CAT. A	CAT. C	CAT. D	CAT. E
£	£	£	£	£



c/braccioli

with arms

SEDILE-SCHIENALE IMBOTTITI

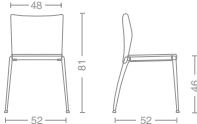
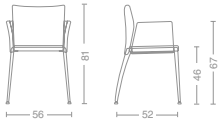

PADDED SEAT-BACKREST

KY172R	525	536	595	654
KY172T	563	586	633	696

BASE	DA INDICARE NELL'ORDINE	TO SPECIFY IN THE ORDER	£
KELLY/AV	TELAIO SLITTA VERNICIATO ALLUMINIO	ALU. PAINTED SLED FRAME	AV+ =
KELLY/AC	TELAIO SLITTA CROMATO	CHROMED SLED FRAME	AC+ +38

KALLA



		COD. CODE	CAT. A	CAT. C	CAT. D	CAT. E	
			£	£	£	£	
	TELAIO VERN. ALLUMINIO s/braccioli	ALU. PAINTED FRAME without arms	KLL20	498	522	557	612
	TELAIO VERN. ALLUMINIO c/braccioli imbottiti	ALU. PAINTED FRAME with padded arms	KLL22	673	696	755	830
	COPPIA AGGANCIO	LINKING DEVICE	KLL29	70			

KONCA (CHAIR)

Sedile imbottito - Schienale in rete
Padded seat - Mesh backrest



				<table><tr><th rowspan="2">COD. CODE</th><th>CAT. A</th><th>CAT. C</th><th>CAT. D</th><th>CAT. E</th></tr><tr><th>£</th><th>£</th><th>£</th><th>£</th></tr></table>					COD. CODE	CAT. A	CAT. C	CAT. D	CAT. E	£	£	£	£
COD. CODE	CAT. A	CAT. C	CAT. D	CAT. E													
	£	£	£	£													
		C/TELAIO SLITTA SLED FRAME		<table><tr><td colspan="2">Telaio nero AN = Telaio cromato AC + £ 38</td><td colspan="3">Black frame AN = Chromed frame AC + £ 38</td></tr></table>					Telaio nero AN = Telaio cromato AC + £ 38		Black frame AN = Chromed frame AC + £ 38						
Telaio nero AN = Telaio cromato AC + £ 38		Black frame AN = Chromed frame AC + £ 38															
c/braccioli		with arms		KNC119	567	590	625	688									
		C/BRACCIOLI CROMATI WITH CHROMED ARMS		BASE DA INDICARE NELL'ORDINE VEDI PAG. 15 BASE TO SPECIFY IN THE ORDER SEE PAGE 15													
gas		gaslift		KNC133	655	678	713	785									
NOTE: il primo codice identifica il rivestimento del sedile. Il secondo codice identifica il colore della rete dello schienale. The first code refers to the seat color. The second code refers to the backrest mesh color.																	

KLIC



Normativa Europea - European Standard EN1022 EN1728

--	--	--	--	--	--	--	--	--	--	--	--	--	--	--	--	--	--	--	--	--	--	--	--	--	--	--	--	--	--	--	--	--	--	--	--	--	--	--	--	--	--	--	--	--	--	--	--	--	--	--	--	--	--	--	--	--	--	--	--	--	--	--	--	--	--	--	--	--	--	--	--	--	--	--	--	--	--	--	--	--	--	--	--	--	--	--	--	--	--	--	--	--	--	--	--	--	--	--	--	--	--	--	--	--	--	--	--	--	--	--	--	--	--	--	--	--	--	--	--	--	--	--	--	--	--	--	--	--	--	--	--	--	--	--	--	--	--	--	--	--	--	--	--	--	--	--	--	--	--	--	--	--	--	--	--	--	--	--	--	--	--	--	--	--	--	--	--	--	--	--	--	--	--	--	--	--	--	--	--	--	--	--	--	--	--	--	--	--	--	--	--	--	--	--	--	--	--	--	--	--	--	--	--	--	--	--	--	--	--	--	--	--	--	--	--	--	--	--	--	--	--	--	--	--	--	--	--	--	--	--	--	--	--	--	--	--	--	--	--	--	--	--	--	--	--	--	--	--	--	--	--	--	--	--	--	--	--	--	--	--	--	--	--	--	--	--	--	--	--	--	--	--	--	--	--	--	--	--	--	--	--	--	--	--	--	--	--	--	--	--	--	--	--	--	--	--	--	--	--	--	--	--	--	--	--	--	--	--	--	--	--	--	--	--	--	--	--	--	--	--	--	--	--	--	--	--	--	--	--	--	--	--	--	--	--	--	--	--	--	--	--	--	--	--	--	--	--	--	--	--	--	--	--	--	--	--	--	--	--	--	--	--	--	--	--	--	--	--	--	--	--	--	--	--	--	--	--	--	--	--	--	--	--	--	--	--	--	--	--	--	--	--	--	--	--	--	--	--	--	--	--	--	--	--	--	--	--	--	--	--	--	--	--	--	--	--	--	--	--	--	--	--	--	--	--	--	--	--	--	--	--	--	--	--	--	--	--	--	--	--	--	--	--	--	--	--	--	--	--	--	--	--	--	--	--	--	--	--	--	--	--	--	--	--	--	--	--	--	--	--	--	--	--	--	--	--	--	--	--	--	--	--	--	--	--	--	--	--	--	--	--	--	--	--	--	--	--	--	--	--	--	--	--	--	--	--	--	--	--	--	--	--	--	--	--	--	--	--	--	--	--	--	--	--	--	--	--	--	--	--	--	--	--	--	--	--	--	--	--	--	--	--	--	--	--	--	--	--	--	--	--	--	--	--	--	--	--	--	--	--	--	--	--	--	--	--	--	--	--	--	--	--	--	--	--	--	--	--	--	--	--	--	--	--	--	--	--	--	--	--	--	--	--	--	--	--	--	--	--	--	--	--	--	--	--	--	--	--	--	--	--	--	--	--	--	--	--	--	--	--	--	--	--	--	--	--	--	--	--	--	--	--	--	--	--	--	--	--	--	--	--	--	--	--	--	--	--	--	--	--	--	--	--	--	--	--	--	--	--	--	--	--	--	--	--	--	--	--	--	--	--	--	--	--	--	--	--	--	--	--	--	--	--	--	--	--	--	--	--	--	--	--	--	--	--	--	--	--	--	--	--	--	--	--	--	--	--	--	--	--	--	--	--	--	--	--	--	--	--	--	--	--	--	--	--	--	--	--	--	--	--	--	--	--	--	--	--	--	--	--	--	--	--	--	--	--	--	--	--	--	--	--	--	--	--	--	--	--	--	--	--	--	--	--	--	--	--	--	--	--	--	--	--	--	--	--	--	--	--	--	--	--	--	--	--	--	--	--	--	--	--	--	--	--	--	--	--	--	--	--	--	--	--	--	--	--	--	--	--	--	--	--	--	--	--	--	--	--	--	--	--	--	--	--	--	--	--	--	--	--	--	--	--	--	--	--	--	--	--	--	--	--	--	--	--	--	--	--	--	--	--	--	--	--	--	--	--	--	--	--	--	--	--	--	--	--	--	--	--	--	--	--	--	--	--	--	--	--	--	--	--	--	--	--	--	--	--	--	--	--	--	--	--	--	--	--	--	--	--	--	--	--	--	--	--	--	--	--	--	--	--	--	--	--	--	--	--	--	--	--	--	--	--	--	--	--	--	--	--	--	--	--	--	--	--	--	--	--	--	--	--	--	--	--	--	--	--	--	--	--	--	--	--	--	--	--	--	--	--	--	--	--	--	--	--	--	--	--	--	--	--	--	--	--	--	--	--	--	--	--	--	--	--	--	--	--	--	--	--	--	--	--	--	--	--	--	--	--	--	--	--	--	--	--	--	--	--	--	--	--	--	--	--	--	--	--	--	--	--	--	--	--	--	--	--	--	--	--	--	--	--	--	--	--	--	--	--	--	--	--	--	--	--	--	--	--	--	--	--	--	--	--	--	--	--	--	--	--	--	--	--	--	--	--	--	--	--	--	--	--	--	--	--	--	--	--	--	--	--	--	--	--	--	--	--	--	--	--	--	--	--	--	--	--	--	--	--	--	--	--	--	--	--	--	--	--	--	--	--	--	--	--	--	--	--	--	--	--	--	--	--	--	--	--	--	--	--	--	--	--	--	--	--	--	--	--	--	--	--	--	--	--	--	--	--	--	--	--	--	--	--	--	--	--	--	--	--	--	--	--	--	--	--	--	--	--	--	--	--	--	--	--	--	--	--	--	--	--	--	--	--	--	--	--	--	--	--	--	--	--	--	--	--	--	--	--	--	--	--	--	--	--	--	--	--	--	--	--	--	--	--	--	--	--	--	--	--	--	--	--	--	--	--	--	--	--	--	--	--	--	--	--	--	--	--	--	--	--	--	--	--	--	--	--	--	--	--	--	--	--	--	--	--	--	--	--	--	--	--	--	--	--	--	--	--	--	--	--	--	--	--	--	--	--	--	--	--	--	--	--	--	--	--	--	--	--	--	--	--	--	--	--	--	--	--	--	--	--	--	--	--	--	--	--	--	--	--	--	--	--	--	--	--	--	--	--	--	--	--	--	--	--	--	--	--	--	--	--	--	--	--	--	--	--	--	--	--	--	--	--	--	--	--	--	--	--	--	--	--	--	--	--	--	--	--	--	--	--	--	--	--	--	--	--	--	--	--	--	--	--	--	--	--	--	--	--	--	--	--

01 Stools

Sgabelli

Tabourets

Hocker

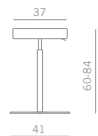
Taburetes

KENSHO (STOOL)



Solo a richiesta Omologazione al fuoco - Classe 1IM c/sovrapprezzo +10% con tess. Planet cat. A
Fire resistance Italian homologation on request

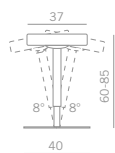
COD. CODE	CAT. A	CAT. C	CAT. D	CAT. E
	£	£	£	£



SGABELLO GIREVOLE C/GAS BASE PIANA d. 41

SWIVEL STOOL W/GASLIFT FLAT BASE d. 41

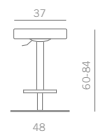
bianca	white	KSHZ1B	525	536	560	616
gialla	yellow	KSHZ1G				
arancio	orange	KSHZ1A				
tortora	dove-colour	KSHZ1T				
lava	lava	KSHZ1L				
nero	black	KSHZ1N				
cromata	chromed	KSHZ1C	571	583	606	667



SGABELLO PIVOTANTE

PIVOTING STOOL

gas - base nera	gas lift - black base	KSHZ7PV	513	525	548	603
-----------------	-----------------------	---------	-----	-----	-----	-----



SGABELLO GIREVOLE C/GAS BASE PIANA d.48 C/APPOGIAPIEDI

SWIVEL STOOL W/GASLIFT FLAT BASE d.48 W/FOOTREST

bianca	white	KSHZ8B	614	625	649	714
nero	black	KSHZ8N	614	625	649	714
cromata	chromed	KSHZ8C	689	701	724	796

NOTE: BICOLORE - TWO COLOURS
Il primo codice identifica il soprasedile, il secondo codice identifica la parte laterale.
The first code refers to seat. The second code refers to the lateral side.

Con rivestimenti
Kastel
With Kastel
standard fabrics

£

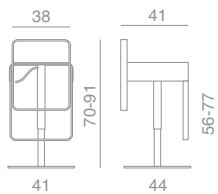
35

KYRO



Normativa Europea - European Standard EN16139 EN1022 EN1728
Solo a richiesta Omol. al fuoco - Classe 1IM c/sovrapprezzo +10% con tess. Planet cat. A
Fire resistance Italian homologation on request

COD. CODE	CAT. A	CAT. C	CAT. D	CAT. E
	£	£	£	£



SGABELLO GIREVOLE-GAS TELAIO E BASE:

SWIVEL STOOL-GASLIFT FRAME AND BASE:

bianco	white	KY5SRB	816	840	863	-
giallo	yellow	KY5SRG				
arancio	orange	KY5SRA				
tortora	dove-colour	KY5SRT				
lava	lava	KY5SRL				
nero	black	KY5SRN				
cromato	chromed	KY5SRC	931	954	977	-



Normativa Europea - European Standard EN1728
Solo a richiesta Omol. al fuoco - Classe 1IM
c/sovrapprezzo +10% con tess. Planet cat. A
Fire resistance Italian homologation on request

COD. CODE	CAT. A	CAT. C	CAT. D	CAT. E
	£	£	£	£

SGABELLO TELAIO FISSO

FIXED FRAME STOOL

MONOCOLORE

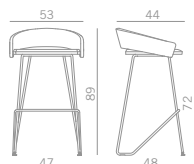
ONE COLOUR

telaio fisso bianco	white fixed frame	KMM22MB	618	653	688	757
telaio fisso nero	black fixed frame	KMM22MN	618	653	688	757
telaio fisso cromato	chromed fixed frame	KMM22MC	631	666	701	771

BICOLORE

TWO COLOURS

telaio fisso bianco	white fixed frame	KMM22BB	653	688	723	795
telaio fisso nero	black fixed frame	KMM22BN	653	688	723	795
telaio fisso cromato	chromed fixed frame	KMM22BC	666	701	736	809



SGABELLO GIREVOLE C/GAS BASE PIANA d. 41

SWIVEL STOOL W/GASLIFT FLAT BASE d. 41

MONOCOLORE

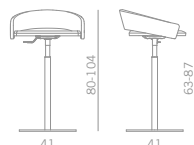
ONE COLOUR

base bianca	white base	KMM41MB	727	762	797	877
base nera	black base	KMM41MN	727	762	797	877
base cromata	chromed base	KMM41MC	774	809	844	928

BICOLORE

TWO COLOURS

base bianca	white base	KMM41BB	762	797	832	915
base nera	black base	KMM41BN	762	797	832	915
base cromata	chromed base	KMM41BC	809	844	879	967



SGABELLO GIREVOLE C/GAS BASE PIANA d.48 C/APPOGIAPIEDI

SWIVEL STOOL W/GASLIFT FLAT BASE d.48 W/FOOTREST

MONOCOLORE

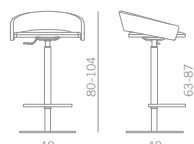
ONE COLOUR

base bianca	white base	KMM48MB	828	863	898	988
base nera	black base	KMM48MN	828	863	898	988
base cromata	chromed base	KMM48MC	904	939	974	1072

BICOLORE

TWO COLOURS

base bianca	white base	KMM48BB	863	898	933	1026
base nera	black base	KMM48BN	863	898	933	1026
base cromata	chromed base	KMM48BC	939	974	1009	1110



NOTE: **BICOLORE - TWO COLOURS**
Il primo codice identifica il sedile, il secondo codice identifica lo schienale.
The first code refers to seat. The second code refers to the backrest.

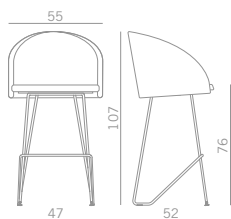
KAMEO (STOOL)



Solo a richiesta Omologazione al fuoco - Classe 11M c/sovrapprezzo +10% con tess.
Trevi cat. C - Fire resistance Italian homologation on request

COD. CODE	CAT. A	CAT. C	CAT. D	CAT. E
	£	£	£	£

SGABELLO TELAIO FISSO FIXED FRAME STOOL



MONOCOLORE

telaio fisso bianco	white fixed frame
telaio fisso nero	black fixed frame
telaio fisso cromato	chromed fixed frame

ONE COLOUR

KAE30MB	659	683	729	802
KAE30MN	659	683	729	802
KAE30MC	672	695	742	816

BICOLORE

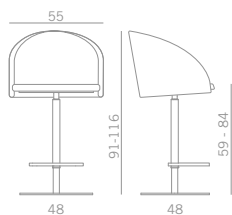
telaio fisso bianco	white fixed frame
telaio fisso nero	black fixed frame
telaio fisso cromato	chromed fixed frame

TWO COLOURS

KAE30BB	694	718	764	841
KAE30BN	694	718	764	841
KAE30BC	707	730	777	855

SGABELLO GIREVOLE C/GAS BASE PIANA d.48 C/APPOGGIAPIEDI

SWIVEL STOOL W/GASLIFT FLAT BASE d.48 W/FOOTREST



MONOCOLORE

base piana bianca	white flat base
base piana nera	black flat base
base piana cromata	chromed flat base

ONE COLOUR

KAE38MB	933	956	1003	1103
KAE38MN	933	956	1003	1103
KAE38MC	1009	1032	1079	1187

BICOLORE

base piana bianca	white flat base
base piana nera	black flat base
base piana cromata	chromed flat base

TWO COLOURS

KAE38BB	968	991	1038	1142
KAE38BN	968	991	1038	1142
KAE38BC	1044	1067	1114	1225

NOTE:

BICOLORE - TWO COLOURS

Il primo codice identifica il sedile e la parte interna dello schienale. Il secondo codice identifica la parte esterna dello schienale
The first code refers to the seat and to the inner part of the backrest. The second code refers to the external part of the backrest

KICCA PLUS


Interamente rivestita
Fully upholstered



Solo a richiesta Omologazione al fuoco Classe 1IM con sovrapprezzo +10% con tess.
Planet cat. A
Fire resistance Italian homologation on request

COD. CODE	CAT. A	CAT. C	CAT. D	CAT. E
	£	£	£	£

KICCA PLUS/AN telaio verniciato nero / black painted frame AN £=
KICCA PLUS/AV telaio verniciato alluminio / alu painted frame AV £=
KICCA PLUS/AB telaio verniciato bianco / white painted frame AB £=
KICCA PLUS/ACC telaio cromato / chromed frame ACC + £ 14



MONOCOLORE

ONE COLOUR

sgabello semi slitta

slope sled stool

KCP34M

589

624

671

738

BICOLORE

TWO COLOURS

sgabello semi slitta

slope sled stool

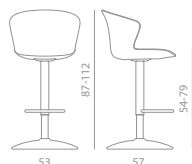
KCP34B

636

671

718

789



MONOCOLORE

ONE COLOUR

sgabello cromato gas

stool chromed gasflit

KCP7M

676

711

758

834

BICOLORE

TWO COLOURS

sgabello cromato gas

stool chromed gasflit

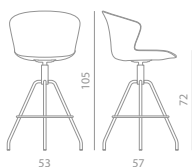
KCP7B

723

758

805

885



MONOCOLORE

ONE COLOUR

sgabello cromato girevole

chromed stool swivel

KCP11M

676

711

758

834

BICOLORE

TWO COLOURS

sgabello cromato girevole

chromed stool swivel

KCP11B

723

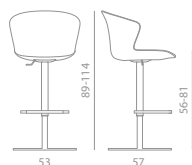
758

805

885

SGABELLO GIREVOLE
C/GAS BASE PIANA d.48
C/APPOGGIAPIEDI

SWIVEL STOOL W/GASLIFT
FLAT BASE d.48
W/FOOTREST



MONOCOLORE

ONE COLOUR

base piana bianca

white flat base

KCPZ31MB

828

863

909

1000

base piana nera

black flat base

KCPZ31MN

828

863

909

1000

base piana cromata

chromed flat base

KCPZ31MC

904

939

986

1084

BICOLORE

TWO COLOURS

base piana bianca

white flat base

KCPZ31BB

875

909

956

1052

base piana nera

black flat base

KCPZ31BN

875

909

956

1052

base piana cromata

chromed flat base

KCPZ31BC

951

986

1032

1136

NOTE: BICOLORE - TWO COLOURS

Il primo codice identifica la parte interna. Il secondo codice identifica la parte esterna.

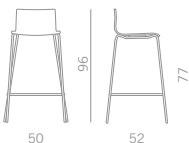
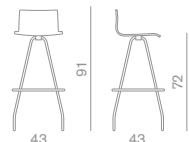
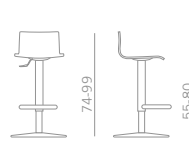
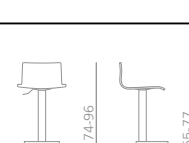

The first code refers to the inner part. The second code refers to the external part.

KIMBOX (SGABELLO/STOOL)

Imbottito - Padded













Solo a richiesta Omol. al fuoco - Classe 11M versioni imbottite
c/sovrapprezzo +10% con tess. Planet cat. A
Fire resistance Italian homologation on request

	SGABELLO TELAIO CROMATO	STOOL CHROMED FRAME	KMB03R	417	428	440	484
	SGABELLO CROMATO GIREVOLE	SWIVEL STOOL CHROMED FRAME	KMB11R	505	516	528	581
	SGABELLO GIREVOLE BASE CROMATA	SWIVEL STOOL CHROMED BASE	KMB07R	480	492	504	554
	C/BASE PER FISSAGGIO A PAVIMENTO d. 28	W/FIX-TO-FLOOR BASE d. 28	PMB07R	516	528	540	593
	SGABELLO GIREVOLE GAS	SWIVEL STOOL GASLIFT	KMBZBR	643	655	667	733
	c/base piana bianca	with white flat base	KMBZNR	643	655	667	733
	c/base piana cromata	with chromed flat base	KMBZCR	720	731	743	817

KIMBOX (SGABELLO/STOOL)

"Cuoiotto"



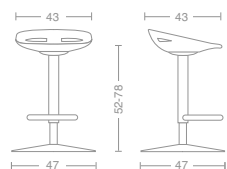
				IN "CUOIETTO" BIANCO IN WHITE "CUOIETTO"		IN "CUOIETTO" NERO IN BLACK "CUOIETTO"	
				COD. CODE	£	COD. CODE	£
 	SGABELLO	STOOL					
	TELAIO CROMATO	CHROMED FRAME	KMB03B	429		KMB03N	429
 	SGABELLO CROMATO	SWIVEL STOOL					
	GIREVOLE	CHROMED FRAME	KMB11B	517		KMB11N	517
 	SGABELLO GIREVOLE	SWIVEL STOOL					
	BASE CROMATA	CHROMED BASE					
	Gas	Gaslift	KMB07B	492		KMB07N	492
 	C/BASE PER FISSAGGIO	W/FIX-TO-FLOOR BASE d. 28					
	A PAVIMENTO d. 28						
	gas	gaslift	PMB07B	529		PMB07N	529
 	SGABELLO GIREVOLE	SWIVEL STOOL					
	GAS	GASLIFT					
	c/base piana bianca	with white flat base	KMBZBB	656		KMBZNB	656
	c/base piana nera	with black flat base	KMBZBN	656		KMBZNN	656
	c/base piana cromata	with chromed flat base	KMBZBC	732		KMBZNC	732



Normativa Europea - European Standard EN1022 EN1728

SEDILE POLIURETANO INTEGRALE
INTEGRAL POLYURETHANE SEAT

COD. CODE	£
--------------	---



**SGABELLO GIREVOLE
BASE CROMATA**

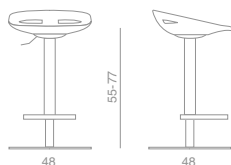
**SWIVEL STOOL
W/CHROMED BASE**

gas - sedile antracite	gaslift - anthracite seat	KLU331	484
gas - sedile grigio chiaro	gaslift - light grey seat	KLU332	484
gas - sedile arancio	gaslift - orange seat	KLU333	484

**C/BASE PER FISSAGGIO
A PAVIMENTO d.28**

**W/FIX-TO-FLOOR
BASE d.28**

gas - sedile antracite	gaslift - anthracite seat	PLU331	508
gas - sedile grigio chiaro	gaslift - light grey seat	PLU332	508
gas - sedile arancio	gaslift - orange seat	PLU333	508



**SGABELLO GIREVOLE
BASE PIANA BIANCA**

**SWIVEL STOOL W/WHITE
PAINTED FLAT BASE**

gas - sedile antracite	gaslift - anthracite seat	KLZ31B	633
gas - sedile grigio chiaro	gaslift - light grey seat	KLZ32B	633
gas - sedile arancio	gaslift - orange seat	KLZ33B	633

**SGABELLO GIREVOLE
BASE PIANA NERA**

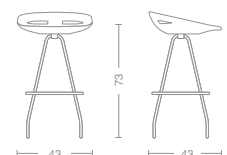
**SWIVEL STOOL W/BLACK
PAINTED FLAT BASE**

gas - sedile antracite	gaslift - anthracite seat	KLZ31N	633
gas - sedile grigio chiaro	gaslift - light grey seat	KLZ32N	633
gas - sedile arancio	gaslift - orange seat	KLZ33N	633

**SGABELLO GIREVOLE
BASE PIANA CROMATA**

**SWIVEL STOOL W/CHROMED
FLAT BASE**

gas - sedile antracite	gaslift - anthracite seat	KLZ31C	709
gas - sedile grigio chiaro	gaslift - light grey seat	KLZ32C	709
gas - sedile arancio	gaslift - orange seat	KLZ33C	709



**SGABELLO GIREVOLE TELAIO
CROMATO**

**SWIVEL STOOL
CHROMED FRAME**

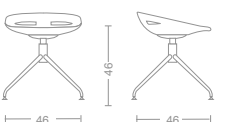
sedile antracite	anthracite seat	KLU111	490
sedile grigio chiaro	light grey seat	KLU112	490
sedile arancio	orange seat	KLU113	490



**SGABELLO
TELAIO CROMATO**

**STOOL
CHROMED FRAME**

sedile antracite	anthracite seat	KLU531	382
sedile grigio chiaro	light grey seat	KLU532	382
sedile arancio	orange seat	KLU533	382



**GIREVOLE 4 PIEDI
CROMATI**

**SWIVEL W/4 CHROMED
LEGS**

CON PIEDINI
WITH FEET

CON RUOTE
WITH CASTORS

sedile antracite	anthracite seat	KLU441	434	RLU441	457
sedile grigio chiaro	light grey seat	KLU442	434	RLU442	457
sedile arancio	orange seat	KLU443	434	RLU443	457



**SGABELLO GIREVOLE
C/APPOGGIAPIEDI**

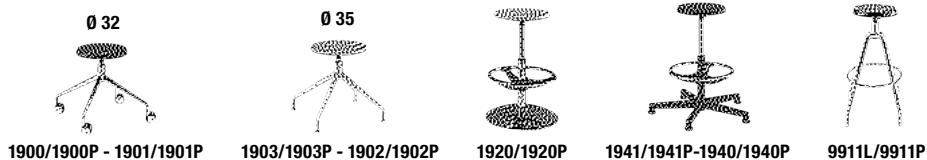
**SWIVEL STOOL
WITH FOOT-REST**

CON PIEDINI
WITH FEET

CON RUOTE
WITH CASTORS

gas - sedile antracite	gaslift - anthracite seat	KLU241	391	KLU231	403
gas - sedile grigio chiaro	gaslift - light grey seat	KLU242	391	KLU232	403
gas - sedile arancio	gaslift - orange seat	KLU243	391	KLU233	403

BASE (P. 4/5)	DA INDICARE NELL'ORDINE	TO SPECIFY IN THE ORDER	£
APS - APN	VERSIONE C/BASE NYLON NERA	VERSION WITH BLACK NYLON BASE	APS - APN+ =
APW - APG	VERSIONE C/BASE NYLON	VERSION WITH NYLON BASE	APW - APG+ 12
AL6 - AL7 - AL9 - ANN	VERSIONE C/BASE ALLUMINIO	VERSION WITH BASE IN ALUMINIUM	AL6 - AL7 - AL9 - ANN+ 38



1900/1900P - 1901/1901P

1903/1903P - 1902/1902P

1920/1920P

1941/1941P-1940/1940P

9911L/9911P

SEDILE LEGNO
WOOD SEAT

SEDILE POLIUR. NERO
BLACK POLYUR. SEAT

COD.
CODE

£

COD.
CODE

£



GIREVOLE 4 PIEDI CROMATI

SWIVEL W/4 CHROM. LEGS

c/piedini

with feet

1901

310

1901P

310

c/ruote

with castors

1900

333

1900P

333

**GIREVOLE 4 PIEDI
VERNICIATO BIANCO**

**SWIVEL W/4 WHITE PAINTED
LEGS**

c/piedini

with feet

1903

296

1903P

296

c/ruote

with castors

1902

319

1902P

319



GIREV. BASE CROMATA

SWIVEL CHROMED BASE

gas

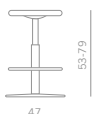
gaslift

1910

289

1910P

289



**SGABELLO GIREVOLE
BASE CROMATA**

**STOOL - SWIVEL
CHROMED BASE**

gas

gaslift

1920

329

1920P

329



SGABELLO GIREVOLE

SWIVEL STOOL

BASE DA INDICARE NELL'ORDINE VEDI PAG. 35
BASE TO SPECIFY IN THE ORDER SEE PAGE 35

gas-piedini

gaslift-with feet

1941

292

1941P

292

gas-ruote

gaslift-with castors

1940

303

1940P

303



**SGABELLO GIREVOLE TELAIO
CROMATO**


**SWIVEL STOOL
CHROMED FRAME**

9911L

368

9911P

368



910

920

930-931

933-932

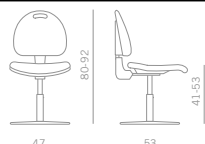
Normativa Europea - European Standard EN1335



SEDILE-SCHIENALE IN POLIURETANO INTEGRALE NERO
BLACK POLYURETHANE SEAT-BACKREST

COD.
CODE

£



GIREVOLE BASE CROMATA

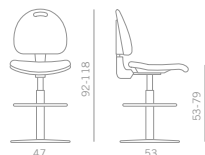
SWIVEL CHROMED BASE

gas

gaslift

910

420



**SGABELLO GIREVOLE
BASE CROMATA**

**STOOL - SWIVEL
CHROMED BASE**

gas

gaslift

920

473



GIREVOLE

SWIVEL

BASE DA INDICARE NELL'ORDINE VEDI PAG. 35
BASE TO SPECIFY IN THE ORDER SEE PAGE 35

gas-piedini

gaslift-with feet

931

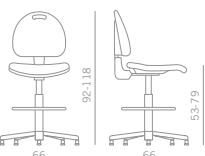
361

gas-ruote

gaslift-with castors

930

373



SGABELLO GIREVOLE

SWIVEL STOOL

BASE DA INDICARE NELL'ORDINE VEDI PAG. 35
BASE TO SPECIFY IN THE ORDER SEE PAGE 35

gas-piedini

gaslift-with feet

933

408

gas-ruote

gaslift-with castors

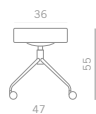
932

420



Fire resistance Italian homologation on request

COD. CODE	CAT. A	CAT. C	CAT. D	CAT. E
	£	£	£	£



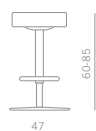
GIREVOLE 4 PIEDI CROMATI		SWIVEL W/4 CHROM. LEGS				
c/piedini	with feet	1901T	363	374	398	437
c/ruote	with castors	1900T	386	398	421	463
GIREVOLE 4 PIEDI VERNICIATO BIANCO		SWIVEL W/4 WHITE PAINTED LEGS				
c/piedini	with feet	1903T	350	361	385	423
c/ruote	with castors	1902T	373	385	408	449



		KAT/AB	BASE 4 RAZZE V. BIANCO / WHITE PAINTED BASE				AB	+ £ =
		KAT/AN	BASE 4 RAZZE V. NERO / BLACK PAINTED BASE				AN	+ £ =
		KAT/ACC	BASE 4 RAZZE CROMATO / CHROMED BASE				ACC	+ £ 14
GIREVOLE 4 PIEDI	SWIVEL W/4 LEGS							
gas c/ruote	gaslift - with castor	1905T	429	441	464	511		



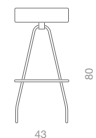
<i>GIREV. BASE CROMATA</i>	<i>SWIVEL CHROMED BASE</i>					
gas	gaslift	1910T	352	364	387	426



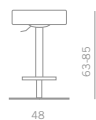
SGABELLO GIREVOLE BASE CROMATA		STOOL - SWIVEL CHROMED BASE				
gas	gaslift	1920T	422	434	457	503
C/BASE PER FISSAGGIO A PAVIMENTO d. 28		W/FIX-TO-FLOOR BASE d. 28				
gas	gaslift	P1920T	445	457	480	528



			BASE DA INDICARE NELL'ORDINE VEDI PAG. 35 BASE TO SPECIFY IN THE ORDER SEE PAGE 35			
<i>SGABELLO GIREVOLE</i>	<i>SWIVEL STOOL</i>					
gas-piedini	gaslift-with feet	1941T	330	341	365	401
gas-ruote	gaslift-with castors	1940T	341	353	376	414



SGABELLO GIREVOLE TELAIO CROMATO	SWIVEL STOOL CHROMED FRAME					
		9911T	431	443	466	513



SGABELLO GIREVOLE C/GAS	SWIVEL STOOL W/GASLIFT					
base piana bianca	white flat base	1900ZB	601	613	636	700
base piana nera	black flat base	1900ZN	601	613	636	700
base piana cromata	chromed flat base	1900ZC	676	688	711	782

NOTE: BICOLORE - TWO COLOURS
Il primo codice identifica il soprasedile, il secondo codice identifica la parte laterale.
 Two colours: the first code refers to seat. The second code refers to the lateral side.

Con rivestimenti Kastel	£
With Kastel standard fabrics +	35

KICCA (STOOL)

Modello registrato
Registered model



CARTER SOTTOSEDILE / UNDERSEAT SHELL

Solo per impilabilità versioni con sedile imbottito / only to stack chairs with upholstered seat
(A richiesta/On request)

Solo a richiesta Omologazione al fuoco Classe 1IM con tess. Trevi cat. C o Planet cat. A con polipropilene crema
KF.C oppure grigio KF.G sovrapprezzo + £ 18 - Fire resistance Italian homologation on request

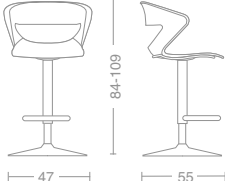
		POLYPROPYLENE		SEDILE IMBOTTITO PADDED SEAT			SEDILE-SCHIENALE IMBOTTITO PADDED SEAT-BACK						
		COD. CODE		COD. CODE	CAT. A	CAT. C	CAT. D	COD. CODE	CAT. A	CAT. C	CAT. D		
COLORE SCOCCA		SHELL COLOUR			£	£	£		£	£	£		
Sgabello impilabile - Stack Stool				KICCA/AN KICCA/AV KICCA/AB KICCA/ACC	TELAIO VERNICIATO NERO / BLACK PAINTED FRAME TELAIO VERNICIATO ALLUMINIO / ALU. PAINTED FRAME TELAIO VERNICIATO BIANCO / WHITE PAINTED FRAME TELAIO CROMATO / CHROMED FRAME			AN AV AB ACC + £ 14					
		SGABELLO 4 GAMBE 4 LEGS STOOL		A RICHIESTA ALTRI COLORI TELAI / DIFFERENT FRAME FINISHES ON REQUEST (MINIMUM 10 PCS) + £ 14									
		crema (bianco)	cream (white)	KC3C	233	KC3CS	326	338	361	KC3CSS	396	420	443
		tortora	dove-colour	KC3T		KC3TS				KC3TSS			
		verde	green	KC3V		KC3VS				KC3VSS			
		arancio	orange	KC3A		KC3AS				KC3ASS			
		turchese	turquoise	KC3P		KC3PS				KC3PSS			
		rosso	red	KC3R		KC3RS				KC3RSS			
		blu	blue	KC3B		KC3BS				KC3BSS			
		grigio	grey	KC3G		KC3GS				KC3GSS			
		nero	black	KC3N		KC3NS				KC3NSS			

NOTE: A RICHIESTA ALTRE ALTEZZE / ON REQUEST OTHER SEAT HEIGHTS (minimo pz. 10 / minimum q.ty 10 pcs)

Sgabello impilabile - Stack Stool																																																																																																																																																																																																																																																																																																																																																																																																																																																																																																																																																																																																																																																																																																																																																																																																																																																																																																																																																																																																																																																																																																																																																																																																																																																																																																																																																																																																																	
-----------------------------------	--	--	--	--	--	--	--	--	--	--	--	--	--	--	--	--	--	--	--	--	--	--	--	--	--	--	--	--	--	--	--	--	--	--	--	--	--	--	--	--	--	--	--	--	--	--	--	--	--	--	--	--	--	--	--	--	--	--	--	--	--	--	--	--	--	--	--	--	--	--	--	--	--	--	--	--	--	--	--	--	--	--	--	--	--	--	--	--	--	--	--	--	--	--	--	--	--	--	--	--	--	--	--	--	--	--	--	--	--	--	--	--	--	--	--	--	--	--	--	--	--	--	--	--	--	--	--	--	--	--	--	--	--	--	--	--	--	--	--	--	--	--	--	--	--	--	--	--	--	--	--	--	--	--	--	--	--	--	--	--	--	--	--	--	--	--	--	--	--	--	--	--	--	--	--	--	--	--	--	--	--	--	--	--	--	--	--	--	--	--	--	--	--	--	--	--	--	--	--	--	--	--	--	--	--	--	--	--	--	--	--	--	--	--	--	--	--	--	--	--	--	--	--	--	--	--	--	--	--	--	--	--	--	--	--	--	--	--	--	--	--	--	--	--	--	--	--	--	--	--	--	--	--	--	--	--	--	--	--	--	--	--	--	--	--	--	--	--	--	--	--	--	--	--	--	--	--	--	--	--	--	--	--	--	--	--	--	--	--	--	--	--	--	--	--	--	--	--	--	--	--	--	--	--	--	--	--	--	--	--	--	--	--	--	--	--	--	--	--	--	--	--	--	--	--	--	--	--	--	--	--	--	--	--	--	--	--	--	--	--	--	--	--	--	--	--	--	--	--	--	--	--	--	--	--	--	--	--	--	--	--	--	--	--	--	--	--	--	--	--	--	--	--	--	--	--	--	--	--	--	--	--	--	--	--	--	--	--	--	--	--	--	--	--	--	--	--	--	--	--	--	--	--	--	--	--	--	--	--	--	--	--	--	--	--	--	--	--	--	--	--	--	--	--	--	--	--	--	--	--	--	--	--	--	--	--	--	--	--	--	--	--	--	--	--	--	--	--	--	--	--	--	--	--	--	--	--	--	--	--	--	--	--	--	--	--	--	--	--	--	--	--	--	--	--	--	--	--	--	--	--	--	--	--	--	--	--	--	--	--	--	--	--	--	--	--	--	--	--	--	--	--	--	--	--	--	--	--	--	--	--	--	--	--	--	--	--	--	--	--	--	--	--	--	--	--	--	--	--	--	--	--	--	--	--	--	--	--	--	--	--	--	--	--	--	--	--	--	--	--	--	--	--	--	--	--	--	--	--	--	--	--	--	--	--	--	--	--	--	--	--	--	--	--	--	--	--	--	--	--	--	--	--	--	--	--	--	--	--	--	--	--	--	--	--	--	--	--	--	--	--	--	--	--	--	--	--	--	--	--	--	--	--	--	--	--	--	--	--	--	--	--	--	--	--	--	--	--	--	--	--	--	--	--	--	--	--	--	--	--	--	--	--	--	--	--	--	--	--	--	--	--	--	--	--	--	--	--	--	--	--	--	--	--	--	--	--	--	--	--	--	--	--	--	--	--	--	--	--	--	--	--	--	--	--	--	--	--	--	--	--	--	--	--	--	--	--	--	--	--	--	--	--	--	--	--	--	--	--	--	--	--	--	--	--	--	--	--	--	--	--	--	--	--	--	--	--	--	--	--	--	--	--	--	--	--	--	--	--	--	--	--	--	--	--	--	--	--	--	--	--	--	--	--	--	--	--	--	--	--	--	--	--	--	--	--	--	--	--	--	--	--	--	--	--	--	--	--	--	--	--	--	--	--	--	--	--	--	--	--	--	--	--	--	--	--	--	--	--	--	--	--	--	--	--	--	--	--	--	--	--	--	--	--	--	--	--	--	--	--	--	--	--	--	--	--	--	--	--	--	--	--	--	--	--	--	--	--	--	--	--	--	--	--	--	--	--	--	--	--	--	--	--	--	--	--	--	--	--	--	--	--	--	--	--	--	--	--	--	--	--	--	--	--	--	--	--	--	--	--	--	--	--	--	--	--	--	--	--	--	--	--	--	--	--	--	--	--	--	--	--	--	--	--	--	--	--	--	--	--	--	--	--	--	--	--	--	--	--	--	--	--	--	--	--	--	--	--	--	--	--	--	--	--	--	--	--	--	--	--	--	--	--	--	--	--	--	--	--	--	--	--	--	--	--	--	--	--	--	--	--	--	--	--	--	--	--	--	--	--	--	--	--	--	--	--	--	--	--	--	--	--	--	--	--	--	--	--	--	--	--	--	--	--	--	--	--	--	--	--	--	--	--	--	--	--	--	--	--	--	--	--	--	--	--	--	--	--	--	--	--	--	--	--	--	--	--	--	--	--	--	--	--	--	--	--	--	--	--	--	--	--	--	--	--	--	--	--	--	--	--	--	--	--	--	--	--	--	--	--	--	--	--	--	--	--	--	--	--	--	--	--	--	--	--	--	--	--	--	--	--	--	--	--	--	--	--	--	--	--	--	--	--	--	--	--	--	--	--	--	--	--	--	--	--	--	--	--	--	--	--	--	--	--	--	--	--	--	--	--	--	--	--	--	--	--	--	--	--	--	--	--	--	--	--	--	--	--	--	--	--	--	--	--	--	--	--	--	--	--	--	--	--	--	--	--	--	--	--	--	--	--	--	--	--	--	--	--	--	--	--	--	--	--	--	--	--	--	--	--	--	--	--	--	--	--	--	--	--	--	--	--	--	--	--	--	--	--	--	--	--	--	--	--	--	--	--	--	--	--	--	--	--	--	--	--	--	--	--	--	--	--	--	--	--	--	--	--	--	--	--	--	--	--	--	--	--	--	--	--	--	--	--	--	--	--	--	--	--	--	--	--	--	--	--	--	--	--	--	--	--	--	--	--	--	--	--	--	--	--	--	--	--	--	--	--	--	--	--	--	--	--	--	--	--	--	--	--	--	--	--	--	--	--	--	--	--	--	--	--	--	--	--	--	--	--	--	--	--	--	--	--	--	--	--	--	--	--	--	--	--	--	--	--	--	--	--	--	--	--	--	--	--	--	--	--	--	--	--	--	--	--	--	--	--	--	--	--	--	--	--	--	--	--	--	--	--	--	--	--	--

Sgabello impilabile - Stack Stool									KICCA/AN KICCA/AV KICCA/AB KICCA/ACC				TELAIO VERNICIATO NERO / BLACK PAINTED FRAME TELAIO VERNICIATO ALLUMINIO / ALU. PAINTED FRAME TELAIO VERNICIATO BIANCO / WHITE PAINTED FRAME TELAIO CROMATO / CHROMED FRAME			AN AV AB ACC+		£= £= £= £ 14	
		SGABELLO SEMI SLITTA		SLOPE SLED STOOL															
		crema (bianco)	cream (white)	KC34C	233	KC34CS	326	338	361	KC34CSS	396	420	443						
		tortora	dove-colour	KC34T		KC34TS				KC34TSS									
		verde	green	KC34V		KC34VS				KC34VSS									
		arancio	orange	KC34A		KC34AS				KC34ASS									
		turchese	turquoise	KC34P		KC34PS				KC34PSS									
		rosso	red	KC34R		KC34RS				KC34RSS									
		blu	blue	KC34B		KC34BS				KC34BSS									
		grigio	grey	KC34G		KC34GS				KC34GSS									
		nero	black	KC34N		KC34NS				KC34NSS									

52 101 72

		SGABELLO CROMATO - GAS	STOOL CHROM. GASLIFT	Normativa Europea - European Standard EN1022 EN1728									
	crema (bianco)	cream (white)	KC7C	391	KC7CS	484	496	519	KC7CSS	554	578	601	
	tortora	dove-colour	KC7T		KC7TS				KC7TSS				
	verde	green	KC7V		KC7VS				KC7VSS				
	arancio	orange	KC7A		KC7AS				KC7ASS				
	turchese	turquoise	KC7P		KC7PS				KC7PSS				
	rosso	red	KC7R		KC7RS				KC7RSS				
	blu	blue	KC7B		KC7BS				KC7BSS				
	grigio	grey	KC7G		KC7GS				KC7GSS				
	nero	black	KC7N		KC7NS				KC7NSS				

Le versioni con base d. 28 per fissaggio a pavimento vengono indicate sostituendo la lettera iniziale "K" con la lettera "P".

For versions with fix-to-floor base d. 28 replace the first letter "K" with the letter "P"

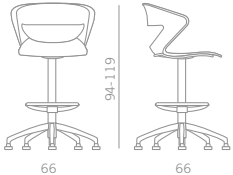
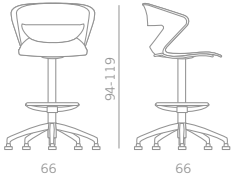
PC7+£ 35

SGABELLO CROM. GIREVOLE		CHROMED STOOL SWIVEL											
crema (bianco)	cream (white)	K11C	404	K11CS	497	509	532	K11CSS	567	590	614		
tortora	dove-colour	K11T		K11TS				K11TSS					
verde	green	K11V		K11VS				K11VSS					
arancio	orange	K11A		K11AS				K11ASS					
turchese	turquoise	K11P		K11PS				K11PSS					
rosso	red	K11R		K11RS				K11RSS					
blu	blue	K11B		K11BS				K11BSS					
grigio	grey	K11G		K11GS				K11GSS					
nero	black	K11N		K11NS				K11NSS					

KICCA (STOOL)



Solo a richiesta Omologazione al fuoco Classe 1IM con tess. Trevi cat. C o con tessuto Planet cat. A con polipropilene crema KF.C oppure grigio KF.G sovrapprezzo + £ 18
Fire resistance Italian homologation on request

		POLYPROPYLENE		SEDILE IMBOTTITO PADDED SEAT			SEDILE-SCHIENALE IMBOTTITO PADDED SEAT-BACK					
		COD. CODE		COD. CODE	CAT. A	CAT. C	CAT. D	COD. CODE	CAT. A	CAT. C	CAT. D	
COLORE SCOCCA	SHELL COLOUR		£		£	£	£		£	£	£	
<div><div></div><div><i>SGABELLO - GAS CON PIEDINI</i></div></div>		<div><div></div><div><i>STOOL - GASLIFT WITH FEET</i></div></div>										
	crema (bianco)	cream (white)	SC7C	310	SC7CS	403	414	438	SC7CSS	473	496	519
	tortora	dove-colour	SC7T		SC7TS				SC7TSS			
	verde	green	SC7V		SC7VS				SC7VSS			
	arancio	orange	SC7A		SC7AS				SC7ASS			
	turchese	turquoise	SC7P		SC7PS				SC7PSS			
	rosso	red	SC7R		SC7RS				SC7RSS			
	blu	blue	SC7B		SC7BS				SC7BSS			
	grigio	grey	SC7G		SC7GS				SC7GSS			
	nero	black	SC7N		SC7NS				SC7NSS			

NOTE: Le altezze indicate sono riferite alla base APS. Con le basi APG-APW l'attezza sedile è di ~ - 5 cm. Con le basi AL6-ANN l'attezza sedile è di ~ - 2 cm. con base APN ~ - 8 cm.
The indicated heights refer to the base APS. With bases APG-APW seat height is ~ - 5 cm. With bases AL6-ANN seat height is ~ - 2 cm. With base APN height is ~ - 8 cm.

NOTE: A richiesta fornito con ruote. On request with castors.


BASE (P. 4/5)	DA INDICARE NELL'ORDINE	TO SPECIFY IN THE ORDER	£
APS - APN	VERSIONE C/BASE NYLON NERA	VERSION WITH BLACK NYLON BASE	APS - APN+ =
APW - APG	VERSIONE C/BASE NYLON	VERSION WITH NYLON BASE	APW - APG+ 12
AL6 - AL7 - AL9 - ANN	VERSIONE C/BASE ALLUMINIO	VERSION WITH BASE IN ALUMINIUM	AL6 - AL7 - AL9 - ANN+ 38



KICCA (STOOL)

Scocca per versione con base tonda piana
Shell for round flat base version

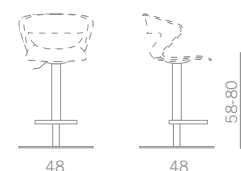


Solo a richiesta Omologazione al fuoco Classe 1IM con tess. Trevi cat. C o con tessuto Planet cat. A con polipropilene crema KF.C oppure grigio KF.G sovrapprezzo + £ 18
Fire resistance Italian homologation on request

Scocca per versione con base tonda piana Shell for round flat base version			POLYPROPYLENE		SEDILE IMBOTTITO PADDED SEAT			SEDILE-SCHIENALE IMBOTTITO PADDED SEAT-BACK				
			COD. CODE		COD. CODE	CAT. A	CAT. C	CAT. D	COD. CODE	CAT. A	CAT. C	CAT. D
				£		£	£	£		£	£	£
COLORE SCOCCA	SHELL COLOUR		KICCA/AB KICCA/AN KICCA/ACC	TELAIETTO BIANCO / WHITE PAINTED SMALL FRAME TELAIETTO NERO / BLACK PAINTED SMALL FRAME TELAIETTO CROMATO / CHROMED SMALL FRAME					AB £= AN £= ACC +£ 14			
	SEDUTA SGABELLO	STOOL SEAT										
	crema (bianco)	cream (white)	KCZC		KCZCS				KCZCSS			
	tortora	dove-colour	KCZT		KCZTS				KCZTSS			
	verde	green	KCZV		KCZVS				KCZVSS			
	arancio	orange	KCZA		KCZAS				KCZASS			
	turchese	turquoise	KCZP	181	KCZPS	275	286	310	KCZPSS	345	368	391
	rosso	red	KCZR		KCZRS				KCZRSS			
	blu	blue	KCZB		KCZBS				KCZBSS			
	grigio	grey	KCZG		KCZGS				KCZGSS			
	nero	black	KCZN		KCZNS				KCZNSS			



Base tonda piana per sgabello
Round flat stool base



BASE TONDA PIANA SGABELLO CON ALZO GAS	ROUND FLAT STOOL BASE WITH GASLIFT	
verniciata bianca	white painted	KBG48B 442
verniciata nera	black painted	KBG48N 442
cromata	chromed	KBG48C 517




KALEA (STOOL)



Solo a richiesta Omologazione al fuoco Classe 11M c/sovrapprezzo + £ 18 con tess. Planet cat. A-Trevi cat. C-Extrema cat. D o in polipropilene crema - Fire resistance Italian homologation on request

		POLYPROPYLENE		SEDILE IMBOTTITO PADDED SEAT			SEDILE-SCH. IMBOTTITI PARTE INTERNA PADDED FRONTAL SEAT-BACK					
		COD. CODE		COD. CODE	CAT. A	CAT. C	CAT. D	COD. CODE	CAT. A	CAT. C	CAT. D	
		COLORE SCOCCA	SHELL COLOUR		£	£	£		£	£	£	
 MONOCOLORE / ONE COLOUR	SGABELLO CROM. GIREVOLE	CHROMED STOOL SWIVEL										
	crema (bianco)	cream (white)	KA11C	401	KA11CS	494	506	529	KKA11C ..	Codice finale/Final code SS Versioni senza cucitura Version without stitching		
	tortora	dove-colour	KA11T		KKA11T ..				559	582	605	
	verde	green	KA11V		KKA11V ..							
	arancio	orange	KA11A		KKA11A ..							
	turchese	turquoise	KA11P		KKA11P ..							
	rosso	red	KA11R		KKA11R ..				Codice finale/Final code SL Versioni con cucitura lineare Version with linear stitching			
	blu	blue	KA11B		KKA11B ..				576	599	622	
	grigio	grey	KA11G		KKA11G ..							
	nero	black	KA11N		KKA11N ..							
 BICOLORE / TWO COLOURS	FRONTE/RETRO	FRONT/BACK										
	crema/tortora	cream/dove-colour	KA11CT	427	K11CTS	520	532	555				
	crema/verde	cream/green	KA11CV		K11CVS							
	crema/arancio	cream/orange	KA11CA		K11CAS							
	crema/turchese	cream/turquoise	KA11CP		K11CPS							
	crema/rosso	cream/red	KA11CR		K11CRS							
	crema/blu	cream/blue	KA11CB		K11CBS							
	crema/grigio	cream/grey	KA11CG		K11CGS							
	crema/nero	cream/black	KA11CN		K11CNS							
	 MONOCOLORE / ONE COLOUR	SGABELLO CROMATO-GAS	CHROMED STOOL GASLIFT		SOLO PER VERSIONI FISSAGGIO A PAVIMENTO d. 28 ONLY FOR FIX-TO-FLOOR VERSIONS d. 28				Codice/Code PA7...+ £ 35			
crema (bianco)		cream (white)	KA7C	388	KA7CS	481	493	516	KKA7C ..	Codice finale/Final code SS Versioni senza cucitura Version without stitching		
tortora		dove-colour	KA7T		KKA7T ..				546	569	593	
verde		green	KA7V		KKA7V ..							
arancio		orange	KA7A		KKA7A ..							
turchese		turquoise	KA7P		KKA7P ..							
rosso		red	KA7R		KKA7R ..				Codice finale/Final code SL Versioni con cucitura lineare Version with linear stitching			
blu		blue	KA7B		KKA7B ..				563	586	610	
grigio		grey	KA7G		KKA7G ..							
nero		black	KA7N		KKA7N ..							
 BICOLORE / TWO COLOURS	FRONTE/RETRO	FRONT/BACK										
	crema/tortora	cream/dove-colour	KA7CT	414	KA7CTS	508	519	543				
	crema/verde	cream/green	KA7CV		KA7CVS							
	crema/arancio	cream/orange	KA7CA		KA7CAS							
	crema/turchese	cream/turquoise	KA7CP		KA7CPS							
	crema/rosso	cream/red	KA7CR		KA7CRS							
	crema/blu	cream/blue	KA7CB		KA7CBS							
	crema/grigio	cream/grey	KA7CG		KA7CGS							
	crema/nero	cream/black	KA7CN		KA7CNS							
	 MONOCOLORE / ONE COLOUR	SGABELLO-GAS CON PIEDINI	STOOL-GASLIFT WITH FEET		BASE DA INDICARE NELL'ORDINE VEDI PAG. 39 BASE TO SPECIFY IN THE ORDER SEE PAGE 39							
Crema (bianco)		Cream (white)	SA7C	306	SA7CS	400	411	435	KSA7C ..	Codice finale/Final code SS Versioni senza cucitura Version without stitching		
tortora		dove-colour	SA7T		KSA7T ..				464	488	511	
verde		green	SA7V		KSA7V ..							
arancio		orange	SA7A		KSA7A ..							
turchese		turquoise	SA7P		KSA7P ..							
rosso		red	SA7R		KSA7R ..				Codice finale/Final code SL Versioni con cucitura lineare Version with linear stitching			
blu		blue	SA7B		KSA7B ..				481	505	528	
grigio		grey	SA7G		KSA7G ..							
nero		black	SA7N		KSA7N ..							
 BICOLORE / TWO COLOURS	FRONTE/RETRO	FRONT/BACK										
	crema/tortora	cream/dove-colour	SA7CT	333	SA7CTS	426	438	461				
	crema/verde	cream/green	SA7CV		SA7CVS							
	crema/arancio	cream/orange	SA7CA		SA7CAS							
	crema/turchese	cream/turquoise	SA7CP		SA7CPS							
	crema/rosso	cream/red	SA7CR		SA7CRS							
	crema/blu	cream/blue	SA7CB		SA7CBS							
	crema/grigio	cream/grey	SA7CG		SA7CGS							
	crema/nero	cream/black	SA7CN		SA7CNS							





KALEA (STOOL)



CARTER SOTTOSEDE / UNDERSEAT SHELL

SOLO PER IMPILABILITÀ VERSIONI CON SEDILE IMBOTTITO / ONLY TO STACK CHAIRS WITH UPHOLSTERED SEAT
(A richiesta/On request)

Solo a richiesta Omologazione al fuoco Classe 1IM c/sovrapprezzo + £ 18 con tess. Planet cat. A-Trevi cat. C-Extrema cat. D o in polipropilene crema - Fire resistance Italian homologation on request



		POLYPROPYLENE		SEDILE IMBOTTITO PADDED SEAT			SEDILE-SCH. IMBOTTITI PARTE INTERNA PADDED FRONTAL SEAT-BACK						
		COD. CODE		COD. CODE	CAT. A	CAT. C	CAT. D	COD. CODE	CAT. A	CAT. C	CAT. D		
		COLORE SCOCCA	SHELL COLOUR		£	£	£		£	£	£		
Sgabello impilabile - Stack Stool				KALEA/AN KALEA/AV KALEA/AB KALEA/ACC				TELAIO VERNICIATO NERO / BLACK PAINTED FRAME TELAIO VERNICIATO ALLUMINIO / ALU. PAINTED FRAME TELAIO VERNICIATO BIANCO / WHITE PAINTED FRAME TELAIO CROMATO / CHROMED FRAME				AN £= AV £= AB £= ACC+£ 14	
<div>MONOCOLORE ONE COLOUR</div> <div></div>		SGABELLO SEMI SLITTA	SLOPE SLED STOOL	KA34C	230	KA34CS	323	335	358	KA34C ..	Codice finale/Final code		
		tortora	dove-colour	KA34T		KA34TS				KA34T ..	SS		
		verde	green	KA34V		KA34VS				KA34V ..	Versioni senza cucitura Version without stitching		
		arancio	orange	KA34A		KA34AS				KA34A ..	387	410	434
		turchese	turquoise	KA34P		KA34PS				KA34P ..			
		rosso	red	KA34R		KA34RS				KA34R ..			
		blu	blue	KA34B		KA34BS				KA34B ..	Codice finale/Final code		
		grigio	grey	KA34G		KA34GS				KA34G ..	SL		
		nero	black	KA34N		KA34NS				KA34N ..	Versioni con cucitura lineare Version with linear stitching		
		<div>BICOLORE TWO COLOURS</div> <div></div>		FRONTE/RETRO	FRONT/BACK	KA34CT	255	KA34CTS	349	360	384		
crema/tortora	cream/dove-colour			KA34CV	KA34CVS								
crema/verde	cream/green			KA34CA	KA34CAS								
crema/arancio	cream/orange			KA34CP	KA34CPS								
crema/turchese	cream/turquoise			KA34CR	KA34CRS								
crema/rosso	cream/red			KA34CB	KA34CBS								
crema/blu	cream/blue			KA34CG	KA34CGS								
crema/grigio	cream/grey			KA34CN	KA34CNS								
crema/nero	cream/black												

KALEA (STOOL)

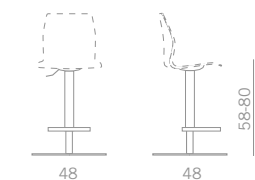
Scocca per versione con base tonda piana
Shell for round flat base version



Normativa Europea - European Standard EN1728

KALEA (STOOL)			POLYPROPYLENE		SEDILE IMBOTTITO PADDED SEAT			SEDILE-SCH. IMBOTTITI PARTE INTERNA PADDED FRONTAL SEAT-BACK				
Scocca per versione con base tonda piana Shell for round flat base version			COD. CODE		COD. CODE	CAT. A	CAT. C	CAT. D	COD. CODE	CAT. A	CAT. C	CAT. D
				£		£	£	£		£	£	£
COLORE SCOCCA SHELL COLOUR												
			KALEA/AB KALEA/AN KALEA/ACC		TELAIO BIANCO / WHITE PAINTED SMALL FRAME TELAIO NERO / BLACK PAINTED SMALL FRAME TELAIO CROMATO / CHROMED SMALL FRAME				AB £= AN £= ACC +£ 14			
	SEDUTA SGABELLO	STOOL SEAT										
	crema (bianco)	cream (white)	KAZC	177	KAZCS	270	282	305	KKAZC ..	Codice finale/Final code		
	tortora	dove-colour	KAZT		KKAZT ..				SS			
	verde	green	KAZV		KKAZV ..				Versioni senza cucitura Version without stitching			
	arancio	orange	KAZA		KKAZA ..				335	358	382	
	turchese	turquoise	KAZP		KKAZP ..							
	rosso	red	KAZR		KKAZR ..							
	blu	blue	KAZB		KKAZB ..				Codice finale/Final code			
	grigio	grey	KAZG		KKAZG ..				SL			
	nero	black	KAZN		KKAZN ..				Versioni con cucitura lineare Version with linear stitching			
								352	375	399		
	FRONTE/RETRO FRONT/BACK											
	crema/tortora	cream/dove-colour	KAZCT	202	KAZCTS	296	307	331				
	crema/verde	cream/green	KAZCV		KAZCVS							
	crema/arancio	cream/orange	KAZCA		KAZCAS							
	crema/turchese	cream/turquoise	KAZCP		KAZCPS							
	crema/rosso	cream/red	KAZCR		KAZCRS							
	crema/blu	cream/blue	KAZCB		KAZCBS							
	crema/grigio	cream/grey	KAZCG		KAZCGS							
	crema/nero	cream/black	KAZCN		KAZCNS							

Base tonda piana per sgabello
Round flat stool base



**BASE TONDA PIANA
SGABELLO
CON ALZO GAS**

**ROUND FLAT
STOOL BASE
WITH GASLIFT**

verniciata bianca
verniciata nera
cromata

white painted
black painted
chromed

COD. CODE	£
-----------	---

KBG48B	442
KBG48N	442
KBG48C	517

KUBIX (STOOL)



Solo a richiesta Omologazione Classe 11M c/sovrapprezzo +10% con tess.
Trevi cat. C-Planet cat. A
Fire resistance Italian homologation on request

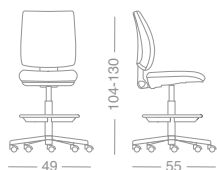


Regolazione

Adjustment

COD. CODE	CAT. A-B	CAT. C	CAT. D	CAT. E
	£	£	£	£

Schienale basso - Low back



Le altezze indicate sono riferite con base APN
The heights are for APN base only

SGABELLO S/BRACCIOLI

STOOL WITHOUT ARMS

gas c/ruote (contatto apermante)	gaslift w/castors (permanent contact)	KX263N	423	435	458	—
gas c/piedini (contatto perman.)	gaslift with feet (permanent contact)	KX264N	411	423	446	—



Le altezze indicate sono riferite con base APN
The heights are for APN base only

SGABELLO ★ C/BRACCIOLI NYLON

STOOL WITH NYLON ARMS

gas c/ruote (contatto permanente)	gaslift w/castors (permanent contact)	KX273N	470	481	505	—
gas c/piedini (contatto perman.)	gaslift with feet (permanent contact)	KX274N	458	470	493	—

★ I braccioli nylon si accompagnano con il colore retroscocche
The nylon arms match with back and seat plastic covers

VERSIONI GRIGIE O BIANCHE - GREY OR WHITE VERSIONS

NOTE: I CODICI PER LE VERSIONI CON RETROSCIENALE E SOTTOSEDILE GRIGIO O BIANCO VENGONO INDICATI SOSTITUENDO LA LETTERA FINALE «N» CON LA LETTERA «G» KX...G PER GRIGIO CON LA LETTERA «B» KX...B PER BIANCO	KX...N +	=
The codes for grey or white shells versions, for backrest and underseat, are indicated replacing the final letter «N» with the letter «G» KX...G for grey with the letter «B» KX...B for white	KX...G +	13
	KX...B +	13

BASE (P. 4/5)	DA INDICARE NELL'ORDINE	TO SPECIFY IN THE ORDER	£
APS - APN	VERSIONE C/BASE NYLON NERA	VERSION WITH BLACK NYLON BASE	APS - APN+ =
APW - APG	VERSIONE C/BASE NYLON	VERSION WITH NYLON BASE	APW - APG+ 12
AL6 - AL7 - AL9 - ANN	VERSIONE C/BASE ALLUMINIO	VERSION WITH BASE IN ALUMINIUM	AL6 - AL7 - AL9 - ANN+ 38

KONFORT (STOOL)



EN 1335 - Tipo 'A' - D.L. 81/08 - European Standard EN 1335-A
Solo a richiesta Omologazione Classe 11M c/sovrapprezzo +10% con tess.
Trevi cat. C - Fire resistance Italian homologation on request

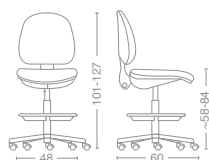


Regolazione

Adjustment

COD. CODE	CAT. A	CAT. C	CAT. D	CAT. E
	£	£	£	£

Schienale basso - Low back

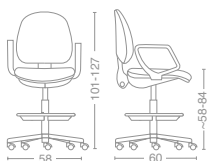


Le altezze indicate sono riferite con base APN
The heights are for APN base only

SGABELLO S/BRACCIOLI

STOOL WITHOUT ARMS

gas c/ruote (schienale inclinabile)	gaslift w/castors (inclinable backrest)	KFT263	414	426	449	—
gas c/piedini (schienale inclinabile)	gaslift with feet (inclinable backrest)	KFT264	403	414	438	—



SGABELLO C/BRACCIOLI IN POLIURETANO

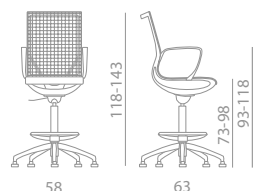
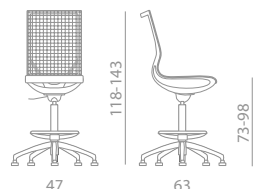
STOOL WITH POLYURETHANE ARMS

gas c/ruote (schienale inclinabile)	gaslift w/castors (inclinable backrest)	KFT273	492	504	527	—
gas c/piedini (schienale inclinabile)	gaslift with feet (inclinable backrest)	KFT274	480	492	515	—

BASE (P. 4/5)	DA INDICARE NELL'ORDINE	TO SPECIFY IN THE ORDER	£
APS - APN	VERSIONE C/BASE NYLON NERA	VERSION WITH BLACK NYLON BASE	APS - APN+ =
APW - APG	VERSIONE C/BASE NYLON	VERSION WITH NYLON BASE	APW - APG+ 12
AL6 - AL7 - AL9 - ANN	VERSIONE C/BASE ALLUMINIO	VERSION WITH BASE IN ALUMINIUM	AL6 - AL7 - AL9 - ANN+ 38

KEY LINE (STOOL-MESH)

Sedile-schienale in rete - Seat-backrest in mesh



Regolazione	Adjustment	COD. CODE	£
S/BRACCIOLI SCocca NERA-RETE NERA	WITHOUT ARMS BLACK SHELL-BLACK MESH		Scocca nera-Rete nera / Black shell-Black mesh
gas con piedini	gaslift with feet	KE704NN	606
S/BRACCIOLI SCocca NERA-RETE BEIGE	WITHOUT ARMS BLACK SHELL-BEIGE MESH		Scocca nera-Rete beige / Black shell-Beige mesh
gas con piedini	gaslift with feet	KE704NB	606
S/BRACCIOLI SCocca NERA-RETE GRIGIA	WITHOUT ARMS BLACK SHELL-GREY MESH		Scocca nera-Rete grigia / Black shell-Grey mesh
gas con piedini	gaslift with feet	KE704NG	606
S/BRACCIOLI SCocca NERA-RETE VERDE	WITHOUT ARMS BLACK SHELL-GREEN MESH		Scocca nera-Rete verde / Black shell-Green mesh
gas con piedini	gaslift with feet	KE704NV	606
S/BRACCIOLI SCocca BIANCA-RETE NERA	WITHOUT ARMS WHITE SHELL-BLACK MESH		Scocca bianca-Rete nera / White shell-Black mesh
gas con piedini	gaslift with feet	KE704BN	606
S/BRACCIOLI SCocca BIANCA-RETE BEIGE	WITHOUT ARMS WHITE SHELL-BEIGE MESH		Scocca bianca-Rete beige / White shell-Beige mesh
gas con piedini	gaslift with feet	KE704BB	606
S/BRACCIOLI SCocca BIANCA-RETE GRIGIA	WITHOUT ARMS WHITE SHELL-GREY MESH		Scocca bianca-Rete grigia / White shell-Grey mesh
gas con piedini	gaslift with feet	KE704BG	606
S/BRACCIOLI SCocca BIANCA-RETE VERDE	WITHOUT ARMS WHITE SHELL-GREEN MESH		Scocca bianca-Rete verde / White shell-Green mesh
gas con piedini	gaslift with feet	KE704BV	606
C/BRACCIOLI SCocca NERA-RETE NERA	WITH ARMS BLACK SHELL-BLACK MESH		Scocca nera-Rete nera / Black shell-Black mesh
gas con piedini	gaslift with feet	KE724NN	630
C/BRACCIOLI SCocca NERA-RETE BEIGE	WITH ARMS BLACK SHELL-BEIGE MESH		Scocca nera-Rete beige / Black shell-Beige mesh
gas con piedini	gaslift with feet	KE724NB	630
C/BRACCIOLI SCocca NERA-RETE GRIGIA	WITH ARMS BLACK SHELL-GREY MESH		Scocca nera-Rete grigia / Black shell-Grey mesh
gas con piedini	gaslift with feet	KE724NG	630
C/BRACCIOLI SCocca NERA-RETE VERDE	WITH ARMS BLACK SHELL-GREEN MESH		Scocca nera-Rete verde / Black shell-Green mesh
gas con piedini	gaslift with feet	KE724NV	630
C/BRACCIOLI SCocca BIANCA-RETE NERA	WITH ARMS WHITE SHELL-BLACK MESH		Scocca bianca-Rete nera / White shell-Black mesh
gas con piedini	gaslift with feet	KE724BN	630
C/BRACCIOLI SCocca BIANCA-RETE BEIGE	WITH ARMS WHITE SHELL-BEIGE MESH		Scocca bianca-Rete beige / White shell-Beige mesh
gas con piedini	gaslift with feet	KE724BB	630
C/BRACCIOLI SCocca BIANCA-RETE GRIGIA	WITH ARMS WHITE SHELL-GREY MESH		Scocca bianca-Rete grigia / White shell-Grey mesh
gas con piedini	gaslift with feet	KE724BG	630
C/BRACCIOLI SCocca BIANCA-RETE VERDE	WITH ARMS WHITE SHELL-GREEN MESH		Scocca bianca-Rete verde / White shell-Green mesh
gas con piedini	gaslift with feet	KE724BV	630

NOTE: A richiesta fornito su ruote. / On request with castors.

Le altezze indicate sono riferite alla base APS. Con le basi APG-APW l'attezza sedile è di ~ - 5 cm. Con le basi AL6-ANN l'attezza sedile è di ~ - 2 cm.
The indicated heights refer to the base APS. With bases APG-APW seat height is ~ - 5 cm. With bases AL6-ANN seat height is ~ - 2 cm.

BASE (P. 4/5)	DA INDICARE NELL'ORDINE	TO SPECIFY IN THE ORDER	£
APS - APN	VERSIONE C/BASE NYLON NERA	VERSION WITH BLACK NYLON BASE	APS - APN+ =
APW - APG	VERSIONE C/BASE NYLON	VERSION WITH NYLON BASE	APW - APG+ 12
AL6 - AL7 - AL9 - ANN	VERSIONE C/BASE ALLUMINIO	VERSION WITH BASE IN ALUMINIUM	AL6 - AL7 - AL9 - ANN+ 38

02 Task chairs

Poltrone operative

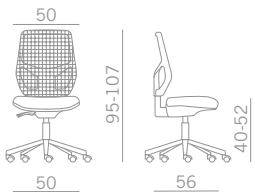
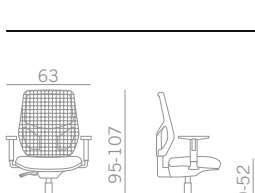
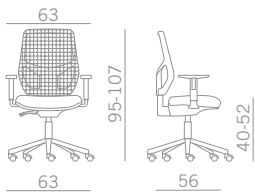
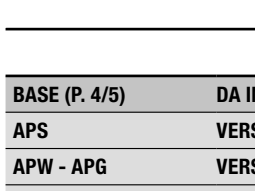
Sièges operatifs
Bürostühle
Sillas oficina

KYTON

Sedile imbottito - Schienale rete
Padded seat - Mesh backrest



Normativa europea EN 1335 - Tipo 'B' - D.L. 81/08
European Standard EN 1335-B

Regolazione		Adjustment	COD. CODE	CAT. A	CAT. C	CAT. D	CAT. E
				£	£	£	£
European Standard EN 1335 B							
	S/BRACCIOLI SCHIENALE NERO RETE NERA	WITHOUT ARMS BLACK BACKREST BLACK MESH					
gas (sch. contatto permanente)	gaslift (back-permanent contact)	KY183N	474	485	509	—	
	SCHIENALE GRIGIO RETE GRIGIA	GREY BACKREST GREY MESH					
gas (sch. contatto permanente)	gaslift (back-permanent contact)	KY183G	511	523	546	—	
	2D BRACCIOLI NYLON REGOLABILI E ALLUNGABILI SCHIENALE NERO RETE NERA	2D ADJUSTABLE EXTENSIBLE NYLON ARMS BLACK BACKREST BLACK MESH					
gas (sch. contatto permanente)	gaslift (back-permanent contact)	KY193N	544	555	579	—	
I braccioli nylon si accompagnano con il colore retroscocche The nylon arms match with back and seat plastic covers							
	SCHIENALE GRIGIO RETE GRIGIA	GREY BACKREST GREY MESH					
gas (sch. contatto permanente)	gaslift (back-permanent contact)	KY193G	581	593	616	—	

BASE (P. 4/5)	DA INDICARE NELL'ORDINE	TO SPECIFY IN THE ORDER	£
APS	VERSIONE C/BASE NYLON NERA	VERSION WITH BLACK NYLON BASE	APS+ =
APW - APG	VERSIONE C/BASE NYLON	VERSION WITH NYLON BASE	APW - APG+ 12
AL6 - AL7 - AL9 - ANN	VERSIONE C/BASE ALLUMINIO	VERSION WITH BASE IN ALUMINIUM	AL6 - AL7 - AL9 - ANN+ 38
AL5 - AWW	VERSIONE C/BASE ALLUMINIO	VERSION WITH BASE IN ALUMINIUM	AL5 - AWW+ 70
AL3	VERSIONE C/BASE ALLUMINIO	VERSION WITH BASE IN ALUMINIUM	AL3+ 93
AL4	4 RAZZE ALLUMINIO (c/piedini / no oscillante)	4 STAR BASE IN ALUMINIUM (with feet / no tilt)	AL4+ 70

KEY GO

Base in nylon rinforzato con ruote autofrenanti (non gommate)
Base in reinforced nylon with self-braking castors (no rubber)



Normativa Europea - European Standard EN1335-1:2020 tipo B

Regolazione	Adjustment	COD. CODE	
 TESSUTO NERO 3D 1D BRACCIOLI NYLON REGOLABILI	3D BLACK FABRIC 1D ADJUSTABLE NYLON ARMS	gas synchron / gaslift synchron	KYG125
			340
 TESSUTO GRIGIO CHIARO 3D 1D BRACCIOLI NYLON REGOLABILI	3D LIGHT GREY FABRIC 1D ADJUSTABLE NYLON ARMS	gas synchron / gaslift synchron	KYG225
			340

Tessuto nero 3D
3D black fabric

Tessuto grigio chiaro 3D
3D light grey fabric

NOTE: A richiesta: ruote autofrenanti gommate al costo (cod. 040080 £ 2,30 cadauna)
On request: rubber castors (code 040080 £ 2,30 each)



EN 1335 - Tipo 'A' - D.L. 81/08 - European Standard EN 1335-A
Solo a richiesta Omologazione Classe 1IM c/sovrapprezzo +10% con tess.
Trevi cat. C - Fire resistance Italian homologation on request

Regolazione

Adjustment

COD. CODE	CAT. A	CAT. C	CAT. D	CAT. E
	£	£	£	£

Schienale basso - Low back



S/BRACCIOLI

WITHOUT ARMS

gas (schienale inclinabile)	gaslift (inclinable backrest)	KFT213	361	373	396	—
gas sincron/S	gaslift-sincron/S	KFT217	408	420	443	—



C/BRACCIOLI POLIURETANO

WITH POLYURETHANE ARMS

gas (schienale inclinabile)	gaslift (inclinable backrest)	KFT223	440	452	475	—
gas sincron/S	gaslift-sincron/S	KFT227	487	498	522	—

Schienale alto - High back



S/BRACCIOLI

WITHOUT ARMS

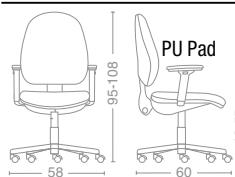
gas (schienale inclinabile)	gaslift (inclinable backrest)	KFT113	372	384	407	—
gas sincron/S	gaslift-sincron/S	KFT117	419	430	454	—



C/BRACCIOLI POLIURETANO

WITH POLYURETHANE ARMS

gas (schienale inclinabile)	gaslift (inclinable backrest)	KFT123	451	462	485	—
gas sincron/S	gaslift-sincron/S	KFT127	497	509	532	—



PU Pad

4D BRACCIOLI REG. ALLUNG. ED ORIENTABILI

4D ROTATING EXTENSIBLE ADJUSTABLE ARMS

Con soprabraccioli allargabili
With stretchable top arms

gas (schienale inclinabile)	gaslift (inclinable backrest)	KFT133	458	470	493	—
gas sincron/S	gaslift-sincron/S	KFT137	505	516	540	—

BASE (P. 4/5)	DA INDICARE NELL'ORDINE	TO SPECIFY IN THE ORDER	£
APS	VERSIONE C/BASE NYLON NERA	VERSION WITH BLACK NYLON BASE	APS+ =
APW - APG	VERSIONE C/BASE NYLON	VERSION WITH NYLON BASE	APW - APG+ 12
AL6 - AL7 - AL9 - ANN	VERSIONE C/BASE ALLUMINIO	VERSION WITH BASE IN ALUMINIUM	AL6 - AL7 - AL9 - ANN+ 38
AL5 - AWW	VERSIONE C/BASE ALLUMINIO	VERSION WITH BASE IN ALUMINIUM	AL5 - AWW+ 70
AL3	VERSIONE C/BASE ALLUMINIO	VERSION WITH BASE IN ALUMINIUM	AL3+ 93
AL4	4 RAZZE ALLUMINIO (c/piedini / no oscillante)	4 STAR BASE IN ALUMINIUM (with feet / no tilt)	AL4+ 70



EN 1335 - Tipo 'B' - D.L. 81/08

Solo a richiesta Omologazione Classe 11M c/sovrapprezzo +10% con tess. Trevi cat. C-Planet cat. A

Fire resistance Italian homologation on request

Regolazione		Adjustment		COD. CODE	CAT. A	CAT. C	CAT. D	CAT. E
					£	£	£	£
Schienale basso - Low back								
	S/BRACCIOLI	WITHOUT ARMS						
	gas (sch. contatto permanente)	gaslift (back-permanent contact)	KX213N	368	379	403	—	
	gas sincron/S	gaslift-sincron/S	KX217N	414	426	449	—	
	gas sincron/A	gaslift-sincron/A	KX215N	449	461	484	—	
	gas sincron-traslattore-varia/B	gaslift sincron-slide system-varia/B	KX218N	484	496	519	—	
	* 2D BRACCIOLI NYLON REGOLABILI E ALLUNGABILI	2D ADJUSTABLE EXTENSIBLE NYLON ARMS	* I braccioli nylon si accompagnano con il colore retroscocche The nylon arms match with back and seat plastic covers					
	gas (sch. contatto permanente)	gaslift (back-permanent contact)	KX793N	431	443	466	—	
	gas sincron/S	gaslift-sincron/S	KX797N	478	490	513	—	
	gas sincron/A	gaslift-sincron/A	KX795N	513	525	548	—	
	gas sincron-traslattore-varia/B	gaslift sincron-slide system-varia/B	KX798N	548	560	583	—	
	* C/BRACCIOLI NYLON	WITH NYLON ARMS	* I braccioli nylon si accompagnano con il colore retroscocche The nylon arms match with back and seat plastic covers					
	gas (sch. contatto permanente)	gaslift (back-permanent contact)	KX293N	414	426	449	—	
	gas sincron/S	gaslift-sincron/S	KX297N	461	473	496	—	
	gas sincron/A	gaslift-sincron/A	KX295N	496	508	531	—	
	gas sincron-traslattore-varia/ B	gaslift sincron-slide system-varia/B	KX298N	531	543	566	—	
	C/BRACCIOLI POLIURETANO NERO	WITH BLACK POLYURETHANE ARMS						
	gas (sch. contatto permanente)	gaslift (back-permanent contact)	KX223N	449	461	484	—	
	gas sincron/S	gaslift-sincron/S	KX227N	496	508	531	—	
	gas sincron/A	gaslift-sincron/A	KX225N	531	543	566	—	
	gas sincron-traslattore-varia/B	gaslift sincron-slide system-varia/B	KX228N	566	578	601	—	
	4D BRACCIOLI REG. ALLUNG. ED ORIENTABILI NERI	4D ROTATING EXTENSIBLE ADJUSTABLE ARMS	Con soprabraccioli allargabili With stretchable top arms					
	gas (sch. contatto permanente)	gaslift (back-permanent contact)	KX233N	466	478	501	—	
	gas sincron/S	gaslift-sincron/S	KX237N	513	525	548	—	
	gas sincron/A	gaslift-sincron/A	KX235N	548	560	583	—	
	gas sincron-traslattore-varia/B	gaslift sincron-slide system-varia/B	KX238N	583	595	618	—	
	S/BRACCIOLI	WITHOUT ARMS						
	telaio slitta (schienale fisso)	sled frame (fixed backrest)	KX250N	338	350	373	—	
	C/SOPRABRACCIOLI NERI SOLO C/TELAIO CROMATO	WITH BLACK TOP ARMS ONLY W/CHROMED FRAME						
	telaio slitta (schienale fisso)	sled frame (fixed backrest)	KX271N	442	454	477	—	
Le altezze indicate sono riferite con base APN The heights are for APN base only								
	SGABELLO S/BRACCIOLI	STOOL WITHOUT ARMS						
	gas c/ruote (contatto permanente)	gaslift w/castors (permanent contact)	KX263N	423	435	458	—	
	gas c/piedini (contatto perman.)	gaslift with feet (permanent contact)	KX264N	411	423	446	—	
	SGABELLO * C/BRACCIOLI NYLON	STOOL WITH NYLON ARMS	* I braccioli nylon si accompagnano con il colore retroscocche The nylon arms match with back and seat plastic covers					
	gas c/ruote (contatto permanente)	gaslift w/castors (permanent contact)	KX273N	470	481	505	—	
	gas c/piedini (contatto perman.)	gaslift with feet (permanent contact)	KX274N	458	470	493	—	

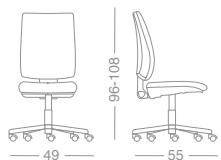


Regolazione

Adjustment

COD. CODE	CAT. A	CAT. C	CAT. D	CAT. E
	£	£	£	£

Schienale alto - High back



S/BRACCIOLI

WITHOUT ARMS

gas (sch. contatto permanente)	gaslift (back-permanent contact)	KX113N	379	391	414	—
gas sincron/S	gaslift-sincron/S	KX117N	426	438	461	—
gas sincron/A	gaslift-sincron/A	KX115N	461	473	496	—
gas sincron-traslattore-varia/B	gaslift sincron-slide system-varia/B	KX118N	496	508	531	—



*** 2D BRACCIOLI NYLON
 REGOLABILI E ALLUNGABILI**

**2D ADJUSTABLE
 EXTENSIBLE NYLON ARMS**

* I braccioli nylon si accompagnano con il colore retroscocche
 The nylon arms match with back and seat plastic covers

gas (sch. contatto permanente)	gaslift (back-permanent contact)	KX893N	443	455	478	—
gas sincron/S	gaslift-sincron/S	KX897N	490	501	525	—
gas sincron/A	gaslift-sincron/A	KX895N	525	536	560	—
gas sincron-traslattore-varia/B	gaslift sincron-slide system-varia/B	KX898N	560	571	595	—



*** C/BRACCIOLI NYLON**

WITH NYLON ARMS

* I braccioli nylon si accompagnano con il colore retroscocche
 The nylon arms match with back and seat plastic covers

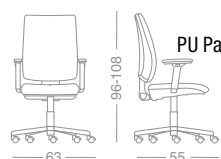
gas (sch. contatto permanente)	gaslift (back-permanent contact)	KX193N	426	438	461	—
gas sincron/S	gaslift-sincron/S	KX197N	473	484	508	—
gas sincron/A	gaslift-sincron/A	KX195N	508	519	543	—
gas sincron-traslattore-varia/B	gaslift sincron-slide system-varia/B	KX198N	543	554	578	—



**C/BRACCIOLI POLIURETANO
 NERO**

**WITH BLACK
 POLYURETHANE ARMS**

gas (sch. contatto permanente)	gaslift (back-permanent contact)	KX123N	461	473	496	—
gas sincron/S	gaslift-sincron/S	KX127N	508	519	543	—
gas sincron/A	gaslift-sincron/A	KX125N	543	554	578	—
gas sincron-traslattore-varia/B	gaslift sincron-slide system-varia/B	KX128N	578	589	613	—



**4D BRACCIOLI REG. ALLUNG.
 ED ORIENTABILI NERI**

**4D ROTATING EXTENSIBLE
 ADJUSTABLE ARMS**

Con soprabraccioli allargabili
 With stretchable top arms

gas (sch. contatto permanente)	gaslift (back-permanent contact)	KX133N	478	490	513	—
gas sincron/S	gaslift-sincron/S	KX137N	525	536	560	—
gas sincron/A	gaslift-sincron/A	KX135N	560	571	595	—
gas sincron-traslattore-varia/B	gaslift sincron-slide system-varia/B	KX138N	595	606	630	—

VERSIONI GRIGIE O BIANCHE - GREY OR WHITE VERSIONS			£
NOTE: I CODICI PER LE VERSIONI CON RETROSCHIENALE E SOTTOSEDILE GRIGIO O BIANCO VENGONO INDICATI SOSTITUENDO LA LETTERA FINALE «N» CON LA LETTERA «G» KX...G PER GRIGIO CON LA LETTERA «B» KX...B PER BIANCO The codes for grey or white shells versions, for backrest and underseat, are indicated replacing the final letter «N» with the letter «G» KX...G for grey with the letter «B» KX...B for white	KX...N +	=	
	KX...G +	13	
	KX...B +	13	

BASE (P. 4/5)	DA INDICARE NELL'ORDINE	TO SPECIFY IN THE ORDER	£
APS	VERSIONE C/BASE NYLON NERA	VERSION WITH BLACK NYLON BASE	APS+ =
APW - APG	VERSIONE C/BASE NYLON	VERSION WITH NYLON BASE	APW - APG+ 12
AL6 - AL7 - AL9 - ANN	VERSIONE C/BASE ALLUMINIO	VERSION WITH BASE IN ALUMINIUM	AL6 - AL7 - AL9 - ANN+ 38
AL5 - AWW	VERSIONE C/BASE ALLUMINIO	VERSION WITH BASE IN ALUMINIUM	AL5 - AWW+ 70
AL3	VERSIONE C/BASE ALLUMINIO	VERSION WITH BASE IN ALUMINIUM	AL3+ 93
AL4	4 RAZZE ALLUMINIO (c/piedini / no oscillante)	4 STAR BASE IN ALUMINIUM (with feet / no tilt)	AL4+ 70



Regolazione		Adjustment		COD. CODE	CAT. A	CAT. C	CAT. D	CAT. E
					£	£	£	£
Schienale alto - High back		RETRO SCHIENALE E SOTTOSEDILE NERO BLACK BACKREST AND UNDERSEAT						
	S/BRACCIOLI	WITHOUT ARMS						
	gas (schienale fisso)	gaslift (fixed backrest)	KK113N	457	480	504	554	
	gas c/sincron autoregolante/RE	gaslift w/self-weighting sincron/RE	KK119N	515	538	562	618	
	gas c/sincron autoregolante traslatore/RT	gaslift w/self-weighting sincron slide system/RT	KK111N	538	562	585	644	
	* 2D BRACCIOLI NYLON REGOLABILI E ALLUNGABILI	2D ADJUSTABLE EXTENSIBLE NYLON ARMS	★ I braccioli nylon si accompagnano con il colore retroscocche The nylon arms match with back and seat plastic covers					
	gas (schienale fisso)	gaslift (fixed backrest)	KK843N	522	545	568	625	
	gas c/sincron autoregolante/RE	gaslift w/self-weighting sincron/RE	KK849N	580	603	626	689	
	gas c/sincron autoregolante traslatore/RT	gaslift w/self-weighting sincron slide system/RT	KK841N	603	626	650	715	
	C/BRACCIOLI FISSI NYLON NERI	W/FIXED NYLON BLACK ARMS						
	gas (schienale fisso)	gaslift (fixed backrest)	KK143N	522	545	568	625	
	gas c/sincron autoregolante/RE	gaslift w/self-weighting sincron/RE	KK149N	580	603	626	689	
	gas c/sincron autoregolante traslatore/RT	gaslift w/self-weighting sincron slide system/RT	KK141N	603	626	650	715	
	C/2D BRACCIOLI REGOLABILI ALLUNG. NERI	2D ADJUSTABLE EXTENSIBLE BLACK ARMS						
	gas (schienale fisso)	gaslift (fixed backrest)	KK153N	545	568	591	651	
	gas c/sincron autoregolante/RE	gaslift w/self-weighting sincron/RE	KK159N	603	626	650	715	
	gas c/sincron autoregolante traslatore/RT	gaslift w/self-weighting sincron slide system/RT	KK151N	626	650	673	740	
	4D BRACCIOLI REG. ALLUNG. ED ORIENTABILI NERI	4D ROTATING EXTENSIBLE ADJUSTABLE ARMS	Con soprabraccioli allargabili With stretchable top arms					
	gas (schienale fisso)	gaslift (fixed backrest)	KK133N	557	580	603	663	
	gas c/sincron autoregolante/RE	gaslift w/self-weighting sincron/RE	KK139N	615	638	661	728	
	gas c/sincron autoregolante traslatore/RT	gaslift w/self-weighting sincron slide system/RT	KK131N	638	661	685	753	

★ I braccioli nylon si accompagnano con il colore retroscocche
The nylon arms match with back and seat plastic covers

Con soprabraccioli allargabili
With stretchable top arms

BASE (P. 4/5)	DA INDICARE NELL'ORDINE	TO SPECIFY IN THE ORDER	£
APS	VERSIONE C/BASE NYLON NERA	VERSION WITH BLACK NYLON BASE	APS+ =
APW - APG	VERSIONE C/BASE NYLON	VERSION WITH NYLON BASE	APW - APG+ 12
AL6 - AL7 - AL9 - ANN	VERSIONE C/BASE ALLUMINIO	VERSION WITH BASE IN ALUMINIUM	AL6 - AL7 - AL9 - ANN+ 38
AL5 - AWW	VERSIONE C/BASE ALLUMINIO	VERSION WITH BASE IN ALUMINIUM	AL5 - AWW+ 70
AL3	VERSIONE C/BASE ALLUMINIO	VERSION WITH BASE IN ALUMINIUM	AL3+ 93
AL4	4 RAZZE ALLUMINIO (c/piedini / no oscillante)	4 STAR BASE IN ALUMINIUM (with feet / no tilt)	AL4+ 70



KUBIKA









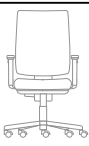

Versione retro schienale e sottosedile grigio
Grey version backrest and underseat



Solo a richiesta Normativa Europea EN 1335 Tipo 'B' (schienale oscillante)
European standard EN 1335 Type 'B' on request

Solo a richiesta Omologazione Classe 11M c/sovrapprezzo +10% con tess.
Trevi cat. C

Fire resistance Italian homologation on request

Regolazione		Adjustment		COD. CODE	CAT. A	CAT. C	CAT. D	CAT. E		
					£	£	£	£		
Schienale alto - High back				RETRO SCHIENALE E SOTTOSEDILO GRIGIO GREY BACKREST AND UNDERSEAT						
 100-112 50 58	 44-56	S/BRACCIOLI		WITHOUT ARMS						
		gas (schienale fisso)		gaslift (fixed backrest)		KK113G	470	493	516	568
		gas c/sincron autoregolante/RE		gaslift w/self-weighting sincron/RE		KK119G	528	551	575	632
		gas c/sincron autoregolante traslatore/RT		gaslift w/self-weighting sincron slide system/RT		KK111G	551	575	598	658
 100-112 60 58	 44-56	* 2D BRACCIOLI NYLON REGOLABILI E ALLUNGABILI		2D ADJUSTABLE EXTENSIBLE NYLON ARMS		* I braccioli nylon si accompagnano con il colore retroscocche The nylon arms match with back and seat plastic covers				
		gas (schienale fisso)		gaslift (fixed backrest)		KK843G	534	558	581	639
		gas c/sincron autoregolante/RE		gaslift w/self-weighting sincron/RE		KK849G	593	616	639	703
		gas c/sincron autoregolante traslatore/RT		gaslift w/self-weighting sincron slide system/RT		KK841G	616	639	663	729
 100-112 60 58	 44-56	C/BRACCIOLI FISSI NYLON NERI		W/FIXED NYLON BLACK ARMS						
		gas (schienale fisso)		gaslift (fixed backrest)		KK143G	534	558	581	639
		gas c/sincron autoregolante/RE		gaslift w/self-weighting sincron/RE		KK149G	593	616	639	703
		gas c/sincron autoregolante traslatore/RT		gaslift w/self-weighting sincron slide system/RT		KK141G	616	639	663	729
 100-112 60 58	 44-56	C/2D BRACCIOLI REGOLABILI ALLUNG. NERI		2D ADJUSTABLE EXTENSIBLE BLACK ARMS						
		gas (schienale fisso)		gaslift (fixed backrest)		KK153G	558	581	604	665
		gas c/sincron autoregolante/RE		gaslift w/self-weighting sincron/RE		KK159G	616	639	663	729
		gas c/sincron autoregolante traslatore/RT		gaslift w/self-weighting sincron slide system/RT		KK151G	639	663	686	754
 100-112 60 58	 44-56	4D BRACCIOLI REG. ALLUNG. ED ORIENTABILI NERI		4D ROTATING EXTENSIBLE ADJUSTABLE ARMS		Con soprabraccioli allargabili With stretchable top arms				
		gas (schienale fisso)		gaslift (fixed backrest)		KK133G	569	593	616	677
		gas c/sincron autoregolante/RE		gaslift w/self-weighting sincron/RE		KK139G	628	651	674	742
		gas c/sincron autoregolante traslatore/RT		gaslift w/self-weighting sincron slide system/RT		KK131G	651	674	697	767

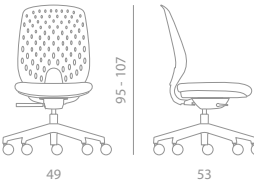
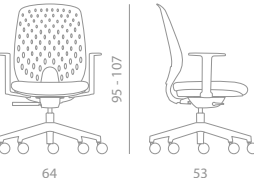
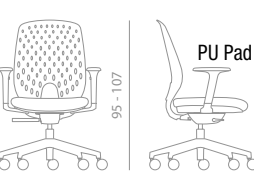
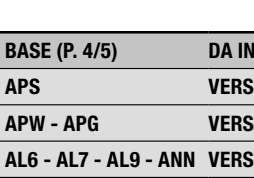
BASE (P. 4/5)	DA INDICARE NELL'ORDINE	TO SPECIFY IN THE ORDER	£
APS	VERSIONE C/BASE NYLON NERA	VERSION WITH BLACK NYLON BASE	APS+ =
APW - APG	VERSIONE C/BASE NYLON	VERSION WITH NYLON BASE	APW - APG+ 12
AL6 - AL7 - AL9 - ANN	VERSIONE C/BASE ALLUMINIO	VERSION WITH BASE IN ALUMINIUM	AL6 - AL7 - AL9 - ANN+ 38
AL5 - AWW	VERSIONE C/BASE ALLUMINIO	VERSION WITH BASE IN ALUMINIUM	AL5 - AWW+ 70
AL3	VERSIONE C/BASE ALLUMINIO	VERSION WITH BASE IN ALUMINIUM	AL3+ 93
AL4	4 RAZZE ALLUMINIO (c/piedini / no oscillante)	4 STAR BASE IN ALUMINIUM (with feet / no tilt)	AL4+ 70

KEY SMART

Sedile imbottito - Schienale polipropilene
Padded seat - Polypropylene backrest



Solo a richiesta Omologazione al fuoco - Classe 1IM c/sovrapprezzo
+10% con tessuto Trevi cat. C
Fire resistance Italian homologation on request

Regolazione		Adjustment	COD. CODE	CAT. A	CAT. C	CAT. D	CAT. E	
				£	£	£	£	
		S/BRACCIOLI GAS	WITHOUT ARMS GASLIFT					
		schienale nero	black backrest	KS203N	396	420	443	487
		schienale bianco	white backrest	KS203B	408	431	455	500
		S/BRACCIOLI GAS SYNCRON AUTOREGOLANTE/P	WITHOUT ARMS GASLIFT SELF-WEIGHING SYNCRON/P					
		schienale nero	black backrest	KS205N	414	438	461	507
		schienale bianco	white backrest	KS205B	426	449	473	520
		S/BRACCIOLI GAS SYNCRON AUTOREGOLANTE/P SEDILE TRASLA	WITHOUT ARMS GASLIFT SELF-WEIGHING SYNCRON/P SLIDE SYSTEM SEAT					
		schienale nero	black backrest	KS208N	449	473	496	546
		schienale bianco	white backrest	KS208B	461	484	508	559
		C/BRACCIOLI FISSI NYLON GAS	WITH FIXED NYLON ARMS GASLIFT	I braccioli si accompagnano al colore dello schienale The arms match with backrest structure				
		schienale nero	black backrest	KS213N	431	455	478	526
		schienale bianco	white backrest	KS213B	443	466	490	539
		C/BRACCIOLI FISSI NYLON GAS SYNCRON AUTOREGOLANTE/P	WITH FIXED NYLON ARMS GASLIFT SELF-WEIGHING SYNCRON/P					
		schienale nero	black backrest	KS215N	449	473	496	546
		schienale bianco	white backrest	KS215B	461	484	508	559
		C/BRACCIOLI FISSI NYLON GAS SYNCRON AUTOREGOLANTE/P SEDILE TRASLA	WITH FIXED NYLON ARMS GASLIFT SELF-WEIGHING SYNCRON/P SLIDE SYSTEM SEAT					
		schienale nero	black backrest	KS218N	484	508	531	584
		schienale bianco	white backrest	KS218B	496	519	543	597
		1D BRACCIOLI REGOLABILI GAS	1D ADJUSTABLE ARMS GASLIFT	I braccioli si accompagnano al colore dello schienale The arms match with backrest structure				
		schienale nero	black backrest	KS243N	478	501	525	577
		schienale bianco	white backrest	KS243B	490	513	536	590
		1D BRACCIOLI REGOLABILI GAS SYNCRON AUTOREGOLANTE/P	1D ADJUSTABLE ARMS GASLIFT SELF-WEIGHING SYNCRON/P					
		schienale nero	black backrest	KS245N	496	519	543	597
		schienale bianco	white backrest	KS245B	508	531	554	610
		1D BRACCIOLI REGOLABILI GAS SYNCRON AUTOREGOLANTE/P SEDILE TRASLA	1D ADJUSTABLE ARMS GASLIFT SELF-WEIGHING SYNCRON/P SLIDE SYSTEM SEAT					
		schienale nero	black backrest	KS248N	531	554	578	635
		schienale bianco	white backrest	KS248B	543	566	589	648

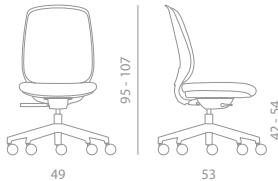
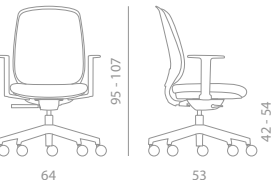
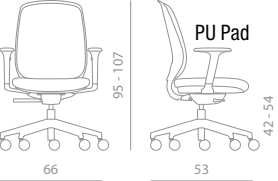
BASE (P. 4/5)	DA INDICARE NELL'ORDINE	TO SPECIFY IN THE ORDER	£
APS	VERSIONE C/BASE NYLON NERA	VERSION WITH BLACK NYLON BASE	APS+ =
APW - APG	VERSIONE C/BASE NYLON	VERSION WITH NYLON BASE	APW - APG+ 12
AL6 - AL7 - AL9 - ANN	VERSIONE C/BASE ALLUMINIO	VERSION WITH BASE IN ALUMINIUM	AL6 - AL7 - AL9 - ANN+ 38
AL5 - AWW	VERSIONE C/BASE ALLUMINIO	VERSION WITH BASE IN ALUMINIUM	AL5 - AWW+ 70
AL3	VERSIONE C/BASE ALLUMINIO	VERSION WITH BASE IN ALUMINIUM	AL3+ 93
AL4	4 RAZZE ALLUMINIO (c/piedini / no oscillante)	4 STAR BASE IN ALUMINIUM (with feet / no tilt)	AL4+ 70

KEY SMART

Sedile e schienale imbottiti
Padded seat and backrest



Solo a richiesta Omologazione al fuoco - Classe 11M c/sovrapprezzo
+10% con tessuto Trevi cat. C
Fire resistance Italian homologation on request

Regolazione		Adjustment	COD. CODE	CAT. A	CAT. C	CAT. D	CAT. E
				£	£	£	£
	S/BRACCIOLI GAS	WITHOUT ARMS GASLIFT					
	schienale nero	black backrest	KS203NS	466	501	536	590
	schienale bianco	white backrest	KS203BS	478	513	548	603
	S/BRACCIOLI GAS SYNCRON AUTOREGOLANTE/P	WITHOUT ARMS GASLIFT SELF-WEIGHING SYNCRON/P					
	schienale nero	black backrest	KS205NS	484	519	554	610
	schienale bianco	white backrest	KS205BS	496	531	566	623
	S/BRACCIOLI GAS SYNCRON AUTOREGOLANTE/P SEDILE TRASLA	WITHOUT ARMS GASLIFT SELF-WEIGHING SYNCRON/P SLIDE SYSTEM SEAT					
	schienale nero	black backrest	KS208NS	519	554	589	648
	schienale bianco	white backrest	KS208BS	531	566	601	661
	C/BRACCIOLI FISSI NYLON GAS	WITH FIXED NYLON ARMS GASLIFT	I braccioli si accompagnano al colore dello schienale The arms match with backrest structure				
	schienale nero	black backrest	KS213NS	501	536	571	628
	schienale bianco	white backrest	KS213BS	513	548	583	641
	C/BRACCIOLI FISSI NYLON GAS SYNCRON AUTOREGOLANTE/P	WITH FIXED NYLON ARMS GASLIFT SELF-WEIGHING SYNCRON/P					
	schienale nero	black backrest	KS215NS	519	554	589	648
	schienale bianco	white backrest	KS215BS	531	566	601	661
	C/BRACCIOLI FISSI NYLON GAS SYNCRON AUTOREGOLANTE/P SEDILE TRASLA	WITH FIXED NYLON ARMS GASLIFT SELF-WEIGHING SYNCRON/P SLIDE SYSTEM SEAT					
	schienale nero	black backrest	KS218NS	554	589	624	687
	schienale bianco	white backrest	KS218BS	566	601	636	700
	1D BRACCIOLI REGOLABILI GAS	1D ADJUSTABLE ARMS GASLIFT	I braccioli si accompagnano al colore dello schienale The arms match with backrest structure				
	schienale nero	black backrest	KS243NS	548	583	618	680
	schienale bianco	white backrest	KS243BS	560	595	630	693
	1D BRACCIOLI REGOLABILI GAS SYNCRON AUTOREGOLANTE/P	1D ADJUSTABLE ARMS GASLIFT SELF-WEIGHING SYNCRON/P					
	schienale nero	black backrest	KS245NS	566	601	636	700
	schienale bianco	white backrest	KS245BS	578	613	648	712
	1D BRACCIOLI REGOLABILI GAS SYNCRON AUTOREGOLANTE/P SEDILE TRASLA	1D ADJUSTABLE ARMS GASLIFT SELF-WEIGHING SYNCRON/P SLIDE SYSTEM SEAT					
	schienale nero	black backrest	KS248NS	601	636	671	738
	schienale bianco	white backrest	KS248BS	613	648	683	751

BASE (P. 4/5)	DA INDICARE NELL'ORDINE	TO SPECIFY IN THE ORDER	£
APS	VERSIONE C/BASE NYLON NERA	VERSION WITH BLACK NYLON BASE	APS+ =
APW - APG	VERSIONE C/BASE NYLON	VERSION WITH NYLON BASE	APW - APG+ 12
AL6 - AL7 - AL9 - ANN	VERSIONE C/BASE ALLUMINIO	VERSION WITH BASE IN ALUMINIUM	AL6 - AL7 - AL9 - ANN+ 38
AL5 - AWW	VERSIONE C/BASE ALLUMINIO	VERSION WITH BASE IN ALUMINIUM	AL5 - AWW+ 70
AL3	VERSIONE C/BASE ALLUMINIO	VERSION WITH BASE IN ALUMINIUM	AL3+ 93
AL4	4 RAZZE ALLUMINIO (c/piedini / no oscillante)	4 STAR BASE IN ALUMINIUM (with feet / no tilt)	AL4+ 70

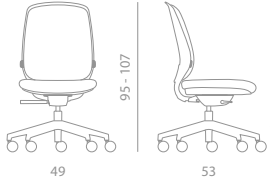
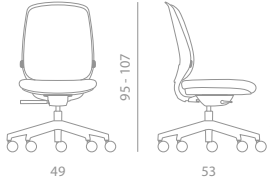
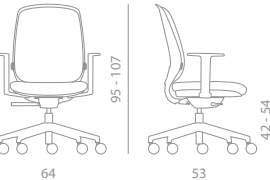
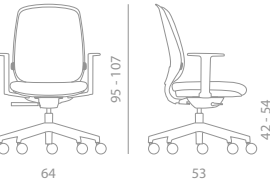
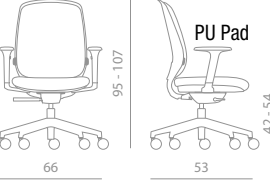
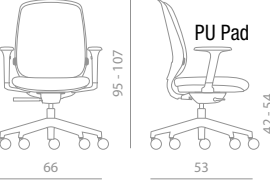
KEY SMART

Sedile e schienale imbottiti con regolazione appoggio lombare
Padded seat and backrest with adjustable lumbar support



Solo a richiesta Normativa Europea EN 1335-1:2020 Tipo 'B'
European standard EN 1335-1:2020 Type 'B' on request

Solo a richiesta Omologazione al fuoco - Classe 11M c/sovrapprezzo +10%
con tessuto Trevi cat. C
Fire resistance Italian homologation on request

	Regolazione	Adjustment	COD. CODE	CAT. A	CAT. C	CAT. D	CAT. E
				£	£	£	£
	S/BRACCIOLI GAS	WITHOUT ARMS GASLIFT					
	schienale nero	black backrest	KS203NSA	490	525	560	616
	schienale bianco	white backrest	KS203BSA	501	536	571	628
	S/BRACCIOLI GAS SINCRO AUTOREGOLANTE/P	WITHOUT ARMS GASLIFT SELF-WEIGHING SINCRO/P					
	schienale nero	black backrest	KS205NSA	508	543	578	635
	schienale bianco	white backrest	KS205BSA	519	554	589	648
	S/BRACCIOLI GAS SINCRO AUTOREGOLANTE/P SEDILE TRASLA	WITHOUT ARMS GASLIFT SELF-WEIGHING SINCRO/P SLIDE SYSTEM SEAT					
	schienale nero	black backrest	KS208NSA	543	578	613	674
	schienale bianco	white backrest	KS208BSA	554	589	624	687
	C/BRACCIOLI FISSI NYLON GAS	WITH FIXED NYLON ARMS GASLIFT	I braccioli si accompagnano al colore dello schienale The arms match with backrest structure				
	schienale nero	black backrest	KS213NSA	525	560	595	654
	schienale bianco	white backrest	KS213BSA	536	571	606	667
	C/BRACCIOLI FISSI NYLON GAS SINCRO AUTOREGOLANTE/P	WITH FIXED NYLON ARMS GASLIFT SELF-WEIGHING SINCRO/P					
	schienale nero	black backrest	KS215NSA	543	578	613	674
	schienale bianco	white backrest	KS215BSA	554	589	624	687
	C/BRACCIOLI FISSI NYLON GAS SINCRO AUTOREGOLANTE/P SEDILE TRASLA	WITH FIXED NYLON ARMS GASLIFT SELF-WEIGHING SINCRO/P SLIDE SYSTEM SEAT					
	schienale nero	black backrest	KS218NSA	578	613	648	712
	schienale bianco	white backrest	KS218BSA	589	624	659	725
	1D BRACCIOLI REGOLABILI GAS	1D ADJUSTABLE ARMS GASLIFT	I braccioli si accompagnano al colore dello schienale The arms match with backrest structure				
	schienale nero	black backrest	KS243NSA	560	595	630	693
	schienale bianco	white backrest	KS243BSA	583	618	653	718
	1D BRACCIOLI REGOLABILI GAS SINCRO AUTOREGOLANTE/P	1D ADJUSTABLE ARMS GASLIFT SELF-WEIGHING SINCRO/P					
	schienale nero	black backrest	KS245NSA	589	624	659	725
	schienale bianco	white backrest	KS245BSA	601	636	671	738
	1D BRACCIOLI REGOLABILI GAS SINCRO AUTOREGOLANTE/P SEDILE TRASLA	1D ADJUSTABLE ARMS GASLIFT SELF-WEIGHING SINCRO/P SLIDE SYSTEM SEAT					
	schienale nero	black backrest	KS248NSA	624	659	694	764
	schienale bianco	white backrest	KS248BSA	636	671	706	777

BASE (P. 4/5)	DA INDICARE NELL'ORDINE	TO SPECIFY IN THE ORDER	£
APS	VERSIONE C/BASE NYLON NERA	VERSION WITH BLACK NYLON BASE APS+	=
APW - APG	VERSIONE C/BASE NYLON	VERSION WITH NYLON BASE APW - APG+	12
AL6 - AL7 - AL9 - ANN	VERSIONE C/BASE ALLUMINIO	VERSION WITH BASE IN ALUMINIUM AL6 - AL7 - AL9 - ANN+	38
AL5 - AWW	VERSIONE C/BASE ALLUMINIO	VERSION WITH BASE IN ALUMINIUM AL5 - AWW+	70
AL3	VERSIONE C/BASE ALLUMINIO	VERSION WITH BASE IN ALUMINIUM AL3+	93
AL4	4 RAZZE ALLUMINIO (c/piedini / no oscillante)	4 STAR BASE IN ALUMINIUM (with feet / no tilt) AL4+	70

KEY SMART ADVANCED

Sedile e schienale imbottiti con reg. appoggio lombare e sincron incorporato
Padded seat and back with adjustable lumbar support and integrated synchron



Solo a richiesta Normativa Europea EN 1335-1:2020 Tipo 'B'
European standard EN 1335-1:2020 Type 'B' on request

Solo a richiesta Omologazione al fuoco - Classe 1IM c/sovrapprezzo
+10% con tessuto Trevi cat. C
Fire resistance Italian homologation on request



Regolazione		Adjustment	COD. CODE	CAT. A	CAT. C	CAT. D	CAT. E
				£	£	£	£
	S/BRACCIOLI		WITHOUT ARMS				
	GAS		GASLIFT				
SYNCRON AUTOREGOLANTE			SELF-WEIGHING SYNCRON				
TRASLATORE/F			SLIDE SYSTEM/F				
schienale nero		black backrest	KS108NSA	613	648	683	751
schienale bianco		white backrest	KS108BSA	624	659	694	764
	2D BRACCIOLI NERI		2D ADJUSTABLE STRETCHABLE				
	REGOLABILI ALLARGABILI		BLACK ARMS				
GAS			GASLIFT				
SYNCRON AUTOREGOLANTE			SELF-WEIGHING SYNCRON				
TRASLATORE/F			SLIDE SYSTEM/F				
schienale nero		black backrest	KS128NSA	729	764	799	879
schienale bianco		white backrest	KS128BSA	741	776	811	892
	4D BRACCIOLI NERI REG.		4D ADJUSTABLE STRETCHABLE				
	ORIENT. - ALLUNG. - ALLARG.		ROTATING EXTENS. BLACK ARMS				
GAS			GASLIFT				
SYNCRON AUTOREGOLANTE			SELF-WEIGHING SYNCRON				
TRASLATORE/F			SLIDE SYSTEM/F				
schienale nero		black backrest	KS148NSA	753	788	823	905
schienale bianco		white backrest	KS148BSA	764	799	834	918

BASE (P. 4/5)	DA INDICARE NELL'ORDINE	TO SPECIFY IN THE ORDER	£
APS	VERSIONE C/BASE NYLON NERA	VERSION WITH BLACK NYLON BASE APS+	=
APW - APG	VERSIONE C/BASE NYLON	VERSION WITH NYLON BASE APW - APG+	12
AL6 - AL7 - AL9 - ANN	VERSIONE C/BASE ALLUMINIO	VERSION WITH BASE IN ALUMINIUM AL6 - AL7 - AL9 - ANN+	38
AL5 - AWW	VERSIONE C/BASE ALLUMINIO	VERSION WITH BASE IN ALUMINIUM AL5 - AWW+	70
AL3	VERSIONE C/BASE ALLUMINIO	VERSION WITH BASE IN ALUMINIUM AL3+	93
AL4	4 RAZZE ALLUMINIO (c/piedini / no oscillante)	4 STAR BASE IN ALUMINIUM (with feet / no tilt) AL4+	70

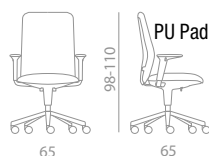
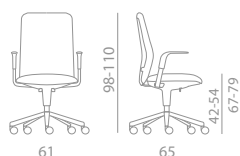
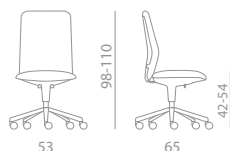


A richiesta/by request normativa europea EN 1335/TIPO B DL 81/08 (con Synchron-con appoggio lombare) - European Standard EN1335 on request

A richiesta Omologazione al fuoco Classe 11M con sovrapprezzo +10% solo con tessuto Planet Cat. A

Fire resistance Italian homologation on request

Regolazione	Adjustment	COD. CODE	CAT. A	CAT. C	CAT. D	CAT. E
			£	£	£	£
GAS	GASLIFT					
retroschienaie nero	black rear backrest	KP103N	665	700	735	808
retroschienaie nero c/reg. lombare	black rear backrest w/lumbar support	KP103NA	688	723	758	834
retroschienaie bianco	white rear backrest	KP103B	688	723	758	834
retroschienaie bianco c/reg. lombare	white rear backrest w/lumbar support	KP103BA	711	746	781	859
retroschienaie rivestito	padded rear backrest	KP103R	700	735	781	859
GAS-SYNCRON AUTOREGOLANTE	GASLIFT-W/SELF-WEIGHING SYNCRON					
retroschienaie nero	black rear backrest	KP105N	700	735	770	847
retroschienaie nero c/reg. lombare	black rear backrest w/lumbar support	KP105NA	723	758	793	872
retroschienaie bianco	white rear backrest	KP105B	723	758	793	872
retroschienaie bianco c/reg. lombare	white rear backrest w/lumbar support	KP105BA	746	781	816	898
retroschienaie rivestito	padded rear backrest	KP105R	735	770	816	898
GAS-BRACCIOLI FISSI NYLON	GASLIFT-FIXED NYLON ARMS					
retroschienaie nero	black rear backrest	KP123N	735	770	805	885
retroschienaie nero c/reg. lombare	black rear backrest w/lumbar support	KP123NA	758	793	828	911
retroschienaie bianco	white rear backrest	KP123B	758	793	828	911
retroschienaie bianco c/reg. lombare	white rear backrest w/lumbar support	KP123BA	781	816	851	936
retroschienaie rivestito	padded rear backrest	KP123R	770	805	851	936
GAS-SYNCRON AUTOREGOLANTE BRACCIOLI FISSI NYLON	GASLIFT-W/SELF-WEIGHING SYNCRON - FIXED NYLON ARMS					
retroschienaie nero	black rear backrest	KP125N	770	805	840	923
retroschienaie nero c/reg. lombare	black rear backrest w/lumbar support	KP125NA	793	828	863	949
retroschienaie bianco	white rear backrest	KP125B	793	828	863	949
retroschienaie bianco c/reg. lombare	white rear backrest w/lumbar support	KP125BA	816	851	886	975
retroschienaie rivestito	padded rear backrest	KP125R	805	840	886	975
GAS BRACCIOLI REG. IN ALTEZZA	GASLIFT HEIGHT ADJUSTABLE ARMS					
retroschienaie nero	black rear backrest	KP133N	770	805	840	923
retroschienaie nero c/reg. lombare	black rear backrest w/lumbar support	KP133NA	793	828	863	949
retroschienaie bianco	white rear backrest	KP133B	793	828	863	949
retroschienaie bianco c/reg. lombare	white rear backrest w/lumbar support	KP133BA	816	851	886	975
retroschienaie rivestito	padded rear backrest	KP133R	805	840	886	975
GAS-SYNCRON AUTOREGOLANTE BRACCIOLI REG. IN ALTEZZA	GASLIFT-W/SELF-WEIGHING SYNCRON - HEIGHT ADJUST. ARMS					
retroschienaie nero	black rear backrest	KP135N	805	840	875	962
retroschienaie nero c/reg. lombare	black rear backrest w/lumbar support	KP135NA	828	863	898	988
retroschienaie bianco	white rear backrest	KP135B	828	863	898	988
retroschienaie bianco c/reg. lombare	white rear backrest w/lumbar support	KP135BA	851	886	921	1013
retroschienaie rivestito	padded rear backrest	KP135R	840	875	921	1013



NOTE: SOTTOSSEDILE E BRACCIOLI SI ACCOMPAGNANO AL COLORE DEL RETRO SCHIENALE. NELLA VERSIONE RETRO SCHIENALE RIVESTITO, SOTTOSSEDILE E BRACCIOLI SOLO COLORE NERO.
Underseat and armrest match with the color of the rear back. In the version with upholstered rear backrest, underseat and arms are black.

NOTE: BICOLORE - TWO COLOURS
Il primo codice identifica il rivestimento del sedile. Il secondo codice identifica il rivestimento dello schienale.
The first code refers to the seat, the second one to the backrest.

£

+58

KUPER (EASY-MESH)

Sedile imbottito - Schienale rete
Padded seat - Mesh backrest



STRUTTURA SCHIENALE NERA - BLACK BACKREST STRUCTURE

A richiesta-On request EN 1335 - Tipo 'B' - D.L. 81/08

Il primo codice identifica il rivestimento del sedile. Il secondo codice identifica il colore della rete dello schienale. - The first code refers to the seat color. The second code refers to the backrest mesh color.










Solo a richiesta Omologazione al fuoco - Classe 1IM c/sovrapprezzo +10% con tessuto Planet cat. A, Trevi cat. C e rete nera D/223

Fire resistance Italian homologation on request

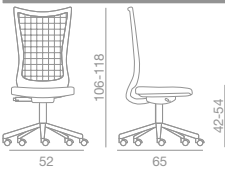
Regolazione	Adjustment	COD. CODE	CAT. A	CAT. C	CAT. D	CAT. E
			£	£	£	£

Schienale basso - Low back

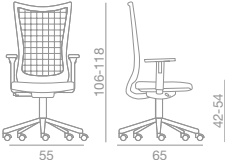
STRUTTURA SCHIENALE NERA - BLACK BACKREST STRUCTURE

 52	 65	 65	 65	S/BRACCIOLI	WITHOUT ARMS					
				gas	gaslift	KP173E	473	484	514	566
				gas c/sincron autoregolante/RE	gaslift w/self-weighting sincron/RE	KP179E	501	513	543	597
				gas c/sincron autoregolante traslatore/RT	gaslift w/self-weighting sincron slide system/RT	KP171E	525	536	566	623
				* 2D BRACCIOLI NYLON REGOLABILI E ALLUNGABILI	2D ADJUSTABLE EXTENSIBLE NYLON ARMS	* I braccioli nylon si accompagnano con il colore schienale The nylon arms match with backrest structure				
				gas	gaslift	KP893E	536	548	578	635
				gas c/sincron autoregolante/RE	gaslift w/self-weighting sincron/RE	KP899E	566	578	607	668
				gas c/sincron autoregolante traslatore/RT	gaslift w/self-weighting sincron slide system/RT	KP891E	589	601	631	694
 67	 65			C/BRACCIOLI FISSI NYLON NERI	W/FIXED NYLON BLACK ARMS					
				gas	gaslift	KP193E	536	548	578	635
				gas c/sincron autoregolante/RE	gaslift w/self-weighting sincron/RE	KP199E	566	578	607	668
				gas c/sincron autoregolante traslatore/RT	gaslift w/self-weighting sincron slide system/RT	KP191E	589	601	631	694
 67	 65			C/2D BRACCIOLI REGOLABILI ALLUNG. NERI	2D ADJUSTABLE EXTENSIBLE BLACK ARMS					
				gas	gaslift	KP163E	566	578	607	668
				gas c/sincron autoregolante/RE	gaslift w/self-weighting sincron/RE	KP169E	595	606	636	700
				gas c/sincron autoregolante traslatore/RT	gaslift w/self-weighting sincron slide system/RT	KP161E	618	630	659	725
				NERO/BLACK	APPOGGIO LOMBARRE REGOL.	ADJUST. LUMBAR SUPPORT				
					(da premontare)	(assembly before)	KPE150			
										35

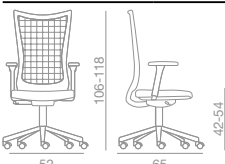
Schienale alto - High back



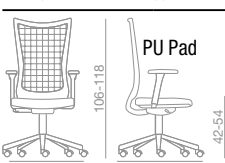
106-118
52 65
42-54




106-118
55 65
42-54



106-118
52 65
42-54




106-118
52 65
42-54
PU Pad

S/BRACCIOLI	WITHOUT ARMS	STRUTTURA SCHIENALE NERA - BLACK BACKREST STRUCTURE				
gas	gaslift	KP133E	519	531	561	617
gas c/sincron autoregolante/RE	gaslift w/self-weighting sincron/RE	KP139E	548	560	589	648
gas c/sincron autoregolante traslatore/RT	gaslift w/self-weighting sincron slide system/RT	KP131E	571	583	613	674
★ I braccioli nylon si accompagnano con il colore schienale The nylon arms match with backrest structure						
★ 2D BRACCIOLI NYLON REGOLABILI E ALLUNGABILI	2D ADJUSTABLE EXTENSIBLE NYLON ARMS	KP843E	583	595	624	687
gas	gaslift	KP849E	613	624	654	719
gas c/sincron autoregolante/RE	gaslift w/self-weighting sincron/RE	KP841E	636	648	677	745
gas c/sincron autoregolante traslatore/RT	gaslift w/self-weighting sincron slide system/RT					
C/BRACCIOLI FISSI NYLON NERI	W/FIXED NYLON BLACK ARMS	KP143E	583	595	624	687
gas	gaslift	KP149E	613	624	654	719
gas c/sincron autoregolante/RE	gaslift w/self-weighting sincron/RE	KP141E	636	648	677	745
gas c/sincron autoregolante traslatore/RT	gaslift w/self-weighting sincron slide system/RT					
C/2D BRACCIOLI REGOLABILI ALLUNG. NERI	2D ADJUSTABLE EXTENSIBLE BLACK ARMS	KP123E	613	624	654	719
gas	gaslift	KP129E	641	653	683	751
gas c/sincron autoregolante/RE	gaslift w/self-weighting sincron/RE	KP121E	665	676	706	777
gas c/sincron autoregolante traslatore/RT	gaslift w/self-weighting sincron slide system/RT					
 NERO/BLACK		APPOGGIO LOMBARRE REGOL.	ADJUST. LUMBAR SUPPORT	KPE150	35	
(da premontare)		(assembly before)				

BASE (P. 4/5)	DA INDICARE NELL'ORDINE	TO SPECIFY IN THE ORDER	£
APS	VERSIONE C/BASE NYLON NERA	VERSION WITH BLACK NYLON BASE	APS+ =
APW - APG	VERSIONE C/BASE NYLON	VERSION WITH NYLON BASE	APW - APG+ 12
AL6 - AL7 - AL9 - ANN	VERSIONE C/BASE ALLUMINIO	VERSION WITH BASE IN ALUMINIUM	AL6 - AL7 - AL9 - ANN+ 38
AL5 - AWW	VERSIONE C/BASE ALLUMINIO	VERSION WITH BASE IN ALUMINIUM	AL5 - AWW+ 70
AL3	VERSIONE C/BASE ALLUMINIO	VERSION WITH BASE IN ALUMINIUM	AL3+ 93
AL4	4 RAZZE ALLUMINIO (c/piedini / no oscillante)	4 STAR BASE IN ALUMINIUM (with feet / no tilt)	AL4+ 70

KUPER (EASY-MESH)

Sedile imbottito - Schienale rete
Padded seat - Mesh backrest



STRUTTURA SCHIENALE BIANCA - WHITE BACKREST STRUCTURE

A richiesta-On request EN 1335 - Tipo 'B' - D.L. 81/08

Il primo codice identifica il rivestimento del sedile. Il secondo codice identifica il colore della rete dello schienale. - The first code refers to the seat color. The second code refers to the backrest mesh color.

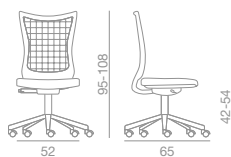
Solo a richiesta Omologazione al fuoco - Classe 1IM c/sovrapprezzo +10% con tessuto Planet cat. A, Trevi cat. C. e rete nera D/223
Fire resistance Italian homologation on request

Regolazione

Adjustment

COD. CODE	CAT. A	CAT. C	CAT. D	CAT. E
	£	£	£	£

Schienale basso - Low back

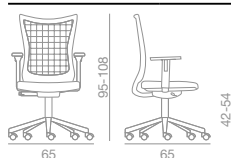


S/BRACCIOLI

WITHOUT ARMS

gas	gaslift
gas c/sincron autoregolante/RE	gaslift w/self-weighting sincron/RE
gas c/sincron autoregolante traslatore/RT	gaslift w/self-weighting sincron slide system/RT

KP373E	496	508	537	591
KP379E	525	536	566	623
KP371E	548	560	589	648



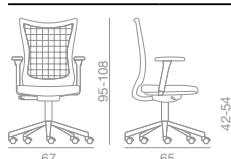
★ 2D BRACCIOLI NYLON REGOLABILI E ALLUNGABILI

2D ADJUSTABLE EXTENSIBLE NYLON ARMS

★ I braccioli nylon si accompagnano con il colore schienale
The nylon arms match with backrest structure

gas	gaslift
gas c/sincron autoregolante/RE	gaslift w/self-weighting sincron/RE
gas c/sincron autoregolante traslatore/RT	gaslift w/self-weighting sincron slide system/RT

KP993E	560	571	601	661
KP999E	589	601	631	694
KP991E	613	624	654	719

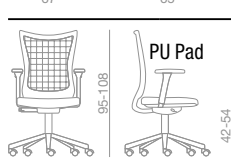


C/BRACCIOLI FISSI NYLON NERI

W/FIXED NYLON BLACK ARMS

gas	gaslift
gas c/sincron autoregolante/RE	gaslift w/self-weighting sincron/RE
gas c/sincron autoregolante traslatore/RT	gaslift w/self-weighting sincron slide system/RT

KP393E	560	571	601	661
KP399E	589	601	631	694
KP391E	613	624	654	719



C/2D BRACCIOLI REGOLABILI ALLUNG. NERI

2D ADJUSTABLE EXTENSIBLE BLACK ARMS

gas	gaslift
gas c/sincron autoregolante/RE	gaslift w/self-weighting sincron/RE
gas c/sincron autoregolante traslatore/RT	gaslift w/self-weighting sincron slide system/RT

KP363E	589	601	631	694
KP369E	618	630	659	725
KP361E	641	653	683	751



NERO/BLACK

APPOGGIO LOMBARE REGOL.

ADJUST. LUMBAR SUPPORT

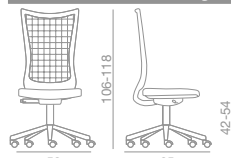
(da premontare)

(assembly before)

KPE150

35

Schienale alto - High back

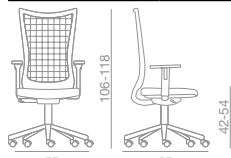


S/BRACCIOLI

WITHOUT ARMS

gas	gaslift
gas c/sincron autoregolante/RE	gaslift w/self-weighting sincron/RE
gas c/sincron autoregolante traslatore/RT	gaslift w/self-weighting sincron slide system/RT

KP333E	543	554	584	642
KP339E	571	583	613	674
KP331E	595	606	636	700



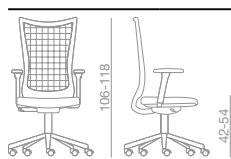
★ 2D BRACCIOLI NYLON REGOLABILI E ALLUNGABILI

2D ADJUSTABLE EXTENSIBLE NYLON ARMS

★ I braccioli nylon si accompagnano con il colore schienale
The nylon arms match with backrest structure

gas	gaslift
gas c/sincron autoregolante/RE	gaslift w/self-weighting sincron/RE
gas c/sincron autoregolante traslatore/RT	gaslift w/self-weighting sincron slide system/RT

KP943E	606	618	648	712
KP949E	636	648	677	745
KP941E	659	671	701	771

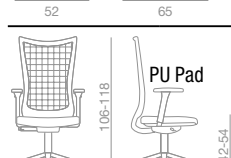


C/BRACCIOLI FISSI NYLON NERI

W/FIXED NYLON BLACK ARMS

gas	gaslift
gas c/sincron autoregolante/RE	gaslift w/self-weighting sincron/RE
gas c/sincron autoregolante traslatore/RT	gaslift w/self-weighting sincron slide system/RT

KP343E	606	618	648	712
KP349E	636	648	677	745
KP341E	659	671	701	771



C/2D BRACCIOLI REGOLABILI ALLUNG. NERI

2D ADJUSTABLE EXTENSIBLE BLACK ARMS

gas	gaslift
gas c/sincron autoregolante/RE	gaslift w/self-weighting sincron/RE
gas c/sincron autoregolante traslatore/RT	gaslift w/self-weighting sincron slide system/RT

KP323E	636	648	677	745
KP329E	665	676	706	777
KP321E	688	700	729	802



NERO/BLACK

APPOGGIO LOMBARE REGOL.

ADJUST. LUMBAR SUPPORT

(da premontare)

(assembly before)

KPE150

35

BASE (P. 4/5)	DA INDICARE NELL'ORDINE	TO SPECIFY IN THE ORDER	£
APS	VERSIONE C/BASE NYLON NERA	VERSION WITH BLACK NYLON BASE	APS+ =
APW - APG	VERSIONE C/BASE NYLON	VERSION WITH NYLON BASE	APW - APG+ 12
AL6 - AL7 - AL9 - ANN	VERSIONE C/BASE ALLUMINIO	VERSION WITH BASE IN ALUMINIUM	AL6 - AL7 - AL9 - ANN+ 38
AL5 - AWW	VERSIONE C/BASE ALLUMINIO	VERSION WITH BASE IN ALUMINIUM	AL5 - AWW+ 70
AL3	VERSIONE C/BASE ALLUMINIO	VERSION WITH BASE IN ALUMINIUM	AL3+ 93
AL4	4 RAZZE ALLUMINIO (c/piedini / no oscillante)	4 STAR BASE IN ALUMINIUM (with feet / no tilt)	AL4+ 70

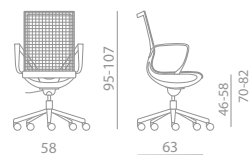
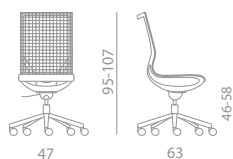
KEY LINE (MESH)

Sedile - schienale in rete
Seat - backrest in mesh



Normativa europea EN 1335-2-3 - European Standard EN1335-2-3

Regolazione	Adjustment	COD. CODE	£
S/BRACCIOLI SCocca NERA-RETE NERA	WITHOUT ARMS BLACK SHELL-BLACK MESH		Scocca nera-Rete nera / Black shell-Black mesh
gas	gaslift	KE103NN	560
gas oscillante	gaslift-tilt	KE107NN	606
S/BRACCIOLI SCocca NERA-RETE BEIGE	WITHOUT ARMS BLACK SHELL-BEIGE MESH		Scocca nera-Rete beige / Black shell-Beige mesh
gas	gaslift	KE103NB	560
gas oscillante	gaslift-tilt	KE107NB	606
S/BRACCIOLI SCocca NERA-RETE GRIGIA	WITHOUT ARMS BLACK SHELL-GREY MESH		Scocca nera-Rete grigia / Black shell-Grey mesh
gas	gaslift	KE103NG	560
gas oscillante	gaslift-tilt	KE107NG	606
S/BRACCIOLI SCocca NERA-RETE VERDE	WITHOUT ARMS BLACK SHELL-GREEN MESH		Scocca nera-Rete verde / Black shell-Green mesh
gas	gaslift	KE103NV	560
gas oscillante	gaslift-tilt	KE107NV	606
S/BRACCIOLI SCocca BIANCA-RETE NERA	WITHOUT ARMS WHITE SHELL-BLACK MESH		Scocca bianca-Rete nera / White shell-Black mesh
gas	gaslift	KE103BN	560
gas oscillante	gaslift-tilt	KE107BN	606
S/BRACCIOLI SCocca BIANCA-RETE BEIGE	WITHOUT ARMS WHITE SHELL-BEIGE MESH		Scocca bianca-Rete beige / White shell-Beige mesh
gas	gaslift	KE103BB	560
gas oscillante	gaslift-tilt	KE107BB	606
S/BRACCIOLI SCocca BIANCA-RETE GRIGIA	WITHOUT ARMS WHITE SHELL-GREY MESH		Scocca bianca-Rete grigia / White shell-Grey mesh
gas	gaslift	KE103BG	560
gas oscillante	gaslift-tilt	KE107BG	606
S/BRACCIOLI SCocca BIANCA-RETE VERDE	WITHOUT ARMS WHITE SHELL-GREEN MESH		Scocca bianca-Rete verde / White shell-Green mesh
gas	gaslift	KE103BV	560
gas oscillante	gaslift-tilt	KE107BV	606
C/BRACCIOLI SCocca NERA-RETE NERA	WITH ARMS BLACK SHELL-BLACK MESH		Scocca nera-Rete nera / Black shell-Black mesh
gas	gaslift	KE123NN	583
gas oscillante	gaslift-tilt	KE127NN	630
C/BRACCIOLI SCocca NERA-RETE BEIGE	WITH ARMS BLACK SHELL-BEIGE MESH		Scocca nera-Rete beige / Black shell-Beige mesh
gas	gaslift	KE123NB	583
gas oscillante	gaslift-tilt	KE127NB	630
C/BRACCIOLI SCocca NERA-RETE GRIGIA	WITH ARMS BLACK SHELL-GREY MESH		Scocca nera-Rete grigia / Black shell-Grey mesh
gas	gaslift	KE123NG	583
gas oscillante	gaslift-tilt	KE127NG	630
C/BRACCIOLI SCocca NERA-RETE VERDE	WITH ARMS BLACK SHELL-GREEN MESH		Scocca nera-Rete verde / Black shell-Green mesh
gas	gaslift	KE123NV	583
gas oscillante	gaslift-tilt	KE127NV	630
C/BRACCIOLI SCocca BIANCA-RETE NERA	WITH ARMS WHITE SHELL-BLACK MESH		Scocca bianca-Rete nera / White shell-Black mesh
gas	gaslift	KE123BN	583
gas oscillante	gaslift-tilt	KE127BN	630
C/BRACCIOLI SCocca BIANCA-RETE BEIGE	WITH ARMS WHITE SHELL-BEIGE MESH		Scocca bianca-Rete beige / White shell-Beige mesh
gas	gaslift	KE123BB	583
gas oscillante	gaslift-tilt	KE127BB	630
C/BRACCIOLI SCocca BIANCA-RETE GRIGIA	WITH ARMS WHITE SHELL-GREY MESH		Scocca bianca-Rete grigia / White shell-Grey mesh
gas	gaslift	KE123BG	583
gas oscillante	gaslift-tilt	KE127BG	630
C/BRACCIOLI SCocca BIANCA-RETE VERDE	WITH ARMS WHITE SHELL-GREEN MESH		Scocca bianca-Rete verde / White shell-Green mesh
gas	gaslift	KE123BV	583
gas oscillante	gaslift-tilt	KE127BV	630





Normativa Europea - European Standard EN1335

Solo a richiesta Omologazione al fuoco - Classe 1IM c/sovrapprezzo +10% con tess. Planet cat.A e Trevi cat. C

Fire resistance Italian homologation on request

KVT075 Normativa BS 5459-2:2000 (per utilizzo 24 ore e peso kg 150)
(For use up to 24 hours and person weighing up to 150 kg)

Regolazione		Adjustment	COD. CODE	CAT. A	CAT. C	CAT. D	CAT. E
				£	£	£	£
Schienale alto - High back							
	C/BRACCIOLI POLIURETANO	WITH BLACK POLYUR. ARMS					
	gas	gaslift	KVT043	688	723	770	847
	gas sincron/A	gaslift sincron/A	KVT045	770	805	851	936
	gas sincron-traslattore-varia/B	gaslift sincron slide system-varia/B	KVT048	805	840	886	975
	C/BRACCIOLI VERNICIATI ALLUMINIO E POLIUR. NERO	W/ALU. PAINTED STEEL AND BLACK POLYUR. ARMS					
	gas	gaslift	KVT063	700	735	781	859
	gas sincron/A	gaslift sincron/A	KVT065	781	816	863	949
	gas sincron-traslattore-varia/B	gaslift sincron slide system-varia/B	KVT068	816	851	898	988
	4D BRACCIOLI REGOLABILI ORIENTABILI ALLUNGABILI ALLARGABILI	4D ADJUSTABLE ROTATING EXTENSIBLE STRETCHABLE ARMS					
	gas sincron/A	gaslift sincron/A	KVT075	816	851	898	988
	gas sincron-traslattore-varia/B	gaslift sincron slide system-varia/B	KVT078	851	886	933	1026
	Schienale basso - Low back						
	C/BRACCIOLI POLIUR. NERO	WITH POLYUR. BLACK ARMS					
	gas	gaslift	KVT113	653	688	735	808
	gas sincron/A	gaslift sincron/A	KVT115	735	770	816	898
	gas sincron-traslattore-varia/B	gaslift sincron slide system-varia/B	KVT118	770	805	851	936
	C/BRACCIOLI VERNICIATI ALLUMINIO E POLIUR. NERO	W/ALU. PAINTED STEEL AND BLACK POLYURETHANE ARMS					
	gas	gaslift	KVT133	665	700	746	821
	gas sincron/A	gaslift sincron/A	KVT135	746	781	828	911
	gas sincron-traslattore-varia/B	gaslift sincron slide system-varia/B	KVT138	781	816	863	949
	4D BRACCIOLI REGOLABILI ORIENTABILI ALLUNGABILI ALLARGABILI	4D ADJUSTABLE ROTATING EXTENSIBLE STRETCHABLE ARMS					
	gas sincron/A	gaslift sincron/A	KVT145	781	816	863	949
	gas sincron-traslattore-varia/B	gaslift sincron slide system-varia/B	KVT148	816	851	898	988
		S/BRACCIOLI	WITHOUT ARMS				
gas		gaslift	KVT153	595	630	676	744
gas sincron/A		gaslift sincron/A	KVT155	676	711	758	834
gas sincron-traslattore-varia/B		gaslift sincron slide system-varia/B	KVT158	711	746	793	872
	C/TELAIO SLITTA	SLED FRAME					
	c/braccioli	with arms	KVT172	607	642	689	758
				Telaio vern. alu. AV = Telaio cromato AC + £ 38		Alu painted frame AV = Chromed frame AC+£ 38	

Telaio vern. alu. AV =
Telaio cromato AC + £ 38

Alu painted frame AV =
Chromed frame AC+£ 38

BASE (P. 4/5)	DA INDICARE NELL'ORDINE	TO SPECIFY IN THE ORDER	£
APS	VERSIONE C/BASE NYLON NERA	VERSION WITH BLACK NYLON BASE	APS+ =
APW - APG	VERSIONE C/BASE NYLON	VERSION WITH NYLON BASE	APW - APG+ 12
AL6 - AL7 - AL9 - ANN	VERSIONE C/BASE ALLUMINIO	VERSION WITH BASE IN ALUMINIUM	AL6 - AL7 - AL9 - ANN+ 38
AL5 - AWW	VERSIONE C/BASE ALLUMINIO	VERSION WITH BASE IN ALUMINIUM	AL5 - AWW+ 70
AL3	VERSIONE C/BASE ALLUMINIO	VERSION WITH BASE IN ALUMINIUM	AL3+ 93
AL4	4 RAZZE ALLUMINIO (c/piedini / no oscillante)	4 STAR BASE IN ALUMINIUM (with feet / no tilt)	AL4+ 70

KARMA (MESH)

Sedile imbottito - Schienale rete
Padded seat - Mesh backrest



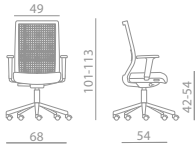
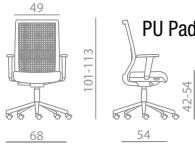
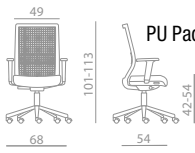
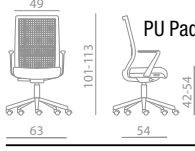
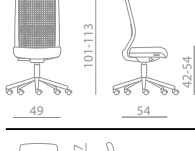

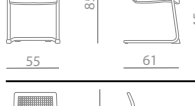
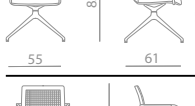

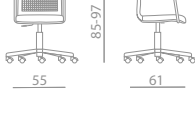
Il primo codice identifica il rivestimento del sedile. Il secondo codice identifica il colore della rete dello schienale.

The first code refers to the seat color. The second code refers to the backrest mesh color.

EN 1335 - Tipo 'A' - D.L. 81/08

Solo a richiesta Omologazione al fuoco - Classe 1IM c/sovrapprezzo +10%
con tessuto Planet cat. A, Trevi cat. C e rete nera D/223

Fire resistance Italian homologation on request

Regolazione		Adjustment		COD. CODE	CAT. A	CAT. C	CAT. D	CAT. E
					£	£	£	£
	C/BRACCIOLI FISSI NYLON		WITH FIXED NYLON ARMS					
	gas c/sincron autoregolante/RE + sedile trasla		gaslift w/self-weighting sincron/RE + slide system seat	KA105	737	760	795	875
	gas sincron/H + sedile trasla		gaslift sincron/H + slide system	KA108	760	783	818	900
	gas sincron-varia/HV + sedile trasla		gaslift sincron-varia/HV + slide system seat	KA109	783	807	842	926
	2D BRACCIOLI REGOLABILI ALLUNGABILI		2D ADJUSTABLE EXTENSIBLE ARMS					
	gas c/sincron autoregolante/RE + sedile trasla		gaslift w/self-weighting sincron/RE + slide system seat	KA115	770	793	828	911
	gas sincron/H + sedile trasla		gaslift sincron/H + slide system	KA118	793	816	851	936
	gas sincron-varia/HV + sedile trasla		gaslift sincron-varia/HV + slide system seat	KA119	816	840	875	962
	4D BRACCIOLI REGOLABILI ORIENTABILI ALLUNGABILI		4D ROTATING EXTENSIBLE ADJUSTABLE ARMS		Con soprabraccioli allargabili With stretchable top arms			
	gas c/sincron autoregolante/RE + sedile trasla		gaslift w/self-weighting sincron/RE + slide system seat	KA125	781	805	840	923
	gas sincron/H + sedile trasla		gaslift sincron/H + slide system	KA128	805	828	863	949
	gas sincron-varia/HV + sedile trasla		gaslift sincron-varia/HV + slide system seat	KA129	828	851	886	975
	C/BRACCIOLI ALLUMINIO		WITH ALU. ARMS					
	gas c/sincron autoregolante/RE + sedile trasla		gaslift w/self-weighting sincron/RE + slide system seat	KA145	886	909	944	1039
	gas sincron/H + sedile trasla		gaslift sincron/H + slide system	KA148	909	933	968	1065
	gas sincron-varia/HV + sedile trasla		gaslift sincron-varia/HV + slide system seat	KA149	933	956	991	1090
	S/BRACCIOLI		WITHOUT ARMS					
	gas c/sincron autoregolante/RE + sedile trasla		gaslift w/self-weighting sincron/RE + slide system seat	KA155	688	711	746	821
	gas sincron/H + sedile trasla		gaslift sincron/H + slide system	KA158	711	735	770	847
	gas sincron-varia/HV + sedile trasla		gaslift sincron-varia/HV + slide system seat	KA159	735	758	793	872
	POGGIATESTA REGOLABILE IN ALTEZZA E ORIENTABILE		HEIGHT ADJUSTABLE AND ROTATING HEADREST					
				KA180	135	141	153	168
	IMPILABILE		STACKABLE					
	telaio slitta nero		black sled frame	KA181AN	548	560	583	641
	telaio slitta cromato		chromed sled frame	KA181AC	571	583	606	667
	BASE GIREVOLE PIRAMIDALE ALLUMINIO		SWIVEL ALUMINIUM PYRAMIDAL BASE					
	con braccioli cromati		with chromed arms	KA190AL	688	700	723	795
	BASE GIREVOLE PIRAMIDALE NYLON NERA		SWIVEL PYRAMIDAL BLACK NYLON BASE					
	con braccioli neri		with black arms	KA190AN	595	606	630	693
	C/BRACCIOLI NERI		WITH BLACK ARMS					
	gas		gaslift	KA163AN	560	571	595	654
	gas oscillante/L		gaslift with tilt/L	KA167AN	595	606	630	693
	C/BRACCIOLI CROMATI		WITH CHROMED ARMS					
	gas		gaslift	KA163AC	571	583	606	667
	gas oscillante/L		gaslift with tilt/L	KA167AC	606	618	641	705

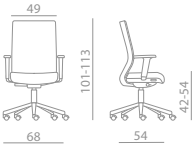
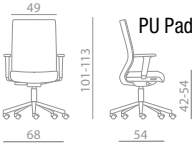
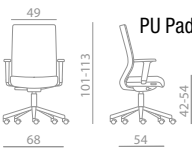
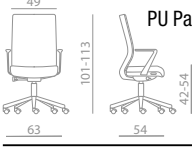



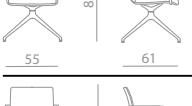


BASE (P. 4/5)	DA INDICARE NELL'ORDINE	TO SPECIFY IN THE ORDER	£
APS	VERSIONE C/BASE NYLON NERA	VERSION WITH BLACK NYLON BASE	APS+ =
APW - APG	VERSIONE C/BASE NYLON	VERSION WITH NYLON BASE	APW - APG+ 12
AL6 - AL7 - AL9 - ANN	VERSIONE C/BASE ALLUMINIO	VERSION WITH BASE IN ALUMINIUM	AL6 - AL7 - AL9 - ANN+ 38
AL5 - AWW	VERSIONE C/BASE ALLUMINIO	VERSION WITH BASE IN ALUMINIUM	AL5 - AWW+ 70
AL3	VERSIONE C/BASE ALLUMINIO	VERSION WITH BASE IN ALUMINIUM	AL3+ 93
AL4	4 RAZZE ALLUMINIO (c/piedini / no oscillante)	4 STAR BASE IN ALUMINIUM (with feet / no tilt)	AL4+ 70

KARMA (PADDED)

Sedile e schienale imbottiti - retro nero
Padded seat and backrest - black backside



Normativa Europea - European Standard EN1335

	Regolazione	Adjustment	COD. CODE	CAT. A	CAT. C	CAT. D	CAT. E
				£	£	£	£
	C/BRACCIOLI FISSI NYLON	WITH FIXED NYLON ARMS					
	gas c/sincron autoregolante/RE + sedile trasla	gaslift w/self-weighting sincron/RE + slide system seat	KA205	762	785	832	915
	gas sincron/H + sedile trasla	gaslift sincron/H + slide system	KA208	785	809	855	941
	gas sincron-varia/HV + sedile trasla	gaslift sincron-varia/HV + slide system seat	KA209	809	832	879	967
	2D BRACCIOLI REGOLABILI ALLUNGABILI	2D ADJUSTABLE EXTENSIBLE ARMS					
	gas c/sincron autoregolante/RE + sedile trasla	gaslift w/self-weighting sincron/RE + slide system seat	KA215	795	818	865	951
	gas sincron/H + sedile trasla	gaslift sincron/H + slide system	KA218	818	842	888	977
	gas sincron-varia/HV + sedile trasla	gaslift sincron-varia/HV + slide system seat	KA219	842	865	912	1003
	4D BRACCIOLI REGOLABILI ORIENTABILI ALLUNGABILI	4D ROTATING EXTENSIBLE ADJUSTABLE ARMS					
	gas c/sincron autoregolante/RE + sedile trasla	gaslift w/self-weighting sincron/RE + slide system seat	KA225	807	830	877	964
	gas sincron/H + sedile trasla	gaslift sincron/H + slide system	KA228	830	853	900	990
	gas sincron-varia/HV + sedile trasla	gaslift sincron-varia/HV + slide system seat	KA229	853	877	923	1016
Con soprabraccioli allargabili With stretchable top arms							
	C/BRACCIOLI ALLUMINIO	WITH ALU. ARMS					
	gas c/sincron autoregolante/RE + sedile trasla	gaslift w/self-weighting sincron/RE + slide system seat	KA245	912	935	982	1080
	gas sincron/H + sedile trasla	gaslift sincron/H + slide system	KA248	935	958	1005	1105
	gas sincron-varia/HV + sedile trasla	gaslift sincron-varia/HV + slide system seat	KA249	958	982	1028	1131
	S/BRACCIOLI	WITHOUT ARMS					
	gas c/sincron autoregolante/RE + sedile trasla	gaslift w/self-weighting sincron/RE + slide system seat	KA255	713	737	783	862
	gas sincron/H + sedile trasla	gaslift sincron/H + slide system	KA258	737	760	807	887
	gas sincron-varia/HV + sedile trasla	gaslift sincron-varia/HV + slide system seat	KA259	760	783	830	913
	POGGIATESTA REGOLABILE IN ALTEZZA E ORIENTABILE	HEIGHT ADJUSTABLE AND ROTATING HEADREST	KA280	135	141	153	168
	IMPILABILE	STACKABLE					
	telaio slitta nero	black sled frame	KA281AN	560	571	606	667
	telaio slitta cromato	chromed sled frame	KA281AC	583	595	630	693
	BASE GIREVOLE PIRAMIDALE ALLUMINIO	SWIVEL ALUMINIUM PYRAMIDAL BASE					
	con braccioli cromati	with chromed arms	KA290AL	700	711	746	821
	BASE GIREVOLE PIRAMIDALE NYLON NERA	SWIVEL PYRAMIDAL BLACK NYLON BASE					
	con braccioli neri	with black arms	KA290AN	606	618	653	718
	C/BRACCIOLI NERI	WITH BLACK ARMS					
	gas	gaslift	KA263AN	571	583	618	680
	gas oscillante/L	gaslift with tilt/L	KA267AN	606	618	653	718
	C/BRACCIOLI CROMATI	WITH CHROMED ARMS					
	gas	gaslift	KA263AC	583	595	630	693
	gas oscillante/L	gaslift with tilt/L	KA267AC	618	630	665	731

BASE (P. 4/5)	DA INDICARE NELL'ORDINE	TO SPECIFY IN THE ORDER	£
APS	VERSIONE C/BASE NYLON NERA	VERSION WITH BLACK NYLON BASE	APS+ =
APW - APG	VERSIONE C/BASE NYLON	VERSION WITH NYLON BASE	APW - APG+ 12
AL6 - AL7 - AL9 - ANN	VERSIONE C/BASE ALLUMINIO	VERSION WITH BASE IN ALUMINIUM	AL6 - AL7 - AL9 - ANN+ 38
AL5 - AWW	VERSIONE C/BASE ALLUMINIO	VERSION WITH BASE IN ALUMINIUM	AL5 - AWW+ 70
AL3	VERSIONE C/BASE ALLUMINIO	VERSION WITH BASE IN ALUMINIUM	AL3+ 93
AL4	4 RAZZE ALLUMINIO (c/piedini / no oscillante)	4 STAR BASE IN ALUMINIUM (with feet / no tilt)	AL4+ 70

KARMA (PADDED)

Sedile e schienale imbottiti - fronte e retro
Padded seat and backrest - front and backside



Normativa Europea - European Standard EN1335

Regolazione		Adjustment	COD. CODE	CAT. A	CAT. C	CAT. D	CAT. E
				£	£	£	£
	C/BRACCIOLI FISSI NYLON	WITH FIXED NYLON ARMS					
	gas c/sincron autoregolante/RE + sedile trasla	gaslift w/self-weighting sincron/RE + slide system seat	KA305	789	824	882	970
	gas sincron/H + sedile trasla	gaslift sincron/H + slide system	KA308	812	847	905	996
	gas sincron-varia/HV + sedile trasla	gaslift sincron-varia/HV + slide system seat	KA309	835	870	929	1021
	2D BRACCIOLI REGOLABILI ALLUNGABILI	2D ADJUSTABLE EXTENSIBLE ARMS					
	gas c/sincron autoregolante/RE + sedile trasla	gaslift w/self-weighting sincron/RE + slide system seat	KA315	820	855	914	1005
	gas sincron/H + sedile trasla	gaslift sincron/H + slide system	KA318	844	879	937	1031
	gas sincron-varia/HV + sedile trasla	gaslift sincron-varia/HV + slide system seat	KA319	867	902	960	1056
	4D BRACCIOLI REGOLABILI ORIENTABILI ALLUNGABILI	4D ROTATING EXTENSIBLE ADJUSTABLE ARMS	Con soprabraccioli allargabili With stretchable top arms				
	gas c/sincron autoregolante/RE + sedile trasla	gaslift w/self-weighting sincron/RE + slide system seat	KA325	832	867	925	1018
	gas sincron/H + sedile trasla	gaslift sincron/H + slide system	KA328	855	890	949	1044
	gas sincron-varia/HV + sedile trasla	gaslift sincron-varia/HV + slide system seat	KA329	879	914	972	1069
	C/BRACCIOLI ALLUMINIO	WITH ALU. ARMS					
	gas c/sincron autoregolante/RE + sedile trasla	gaslift w/self-weighting sincron/RE + slide system seat	KA345	937	972	1030	1133
	gas sincron/H + sedile trasla	gaslift sincron/H + slide system	KA348	960	995	1054	1159
	gas sincron-varia/HV + sedile trasla	gaslift sincron-varia/HV + slide system seat	KA349	984	1019	1077	1185
	S/BRACCIOLI	WITHOUT ARMS					
	gas c/sincron autoregolante/RE + sedile trasla	gaslift w/self-weighting sincron/RE + slide system seat	KA355	739	774	832	915
	gas sincron/H + sedile trasla	gaslift sincron/H + slide system	KA358	762	797	855	941
	gas sincron-varia/HV + sedile trasla	gaslift sincron-varia/HV + slide system seat	KA359	785	820	879	967
	POGGIATESTA REGOLABILE IN ALTEZZA E ORIENTABILE	HEIGHT ADJUSTABLE AND ROTATING HEADREST	KA380	135	141	153	168
	IMPILABILE	STACKABLE					
	telaio slitta nero	black sled frame	KA381AN	583	606	653	718
	telaio slitta cromato	chromed sled frame	KA381AC	606	630	676	744
	BASE GIREVOLE PIRAMIDALE ALLUMINIO	SWIVEL ALUMINIUM PYRAMIDAL BASE					
	con braccioli cromati	with chromed arms	KA390AL	723	746	793	872
	BASE GIREVOLE PIRAMIDALE NYLON NERA	SWIVEL PYRAMIDAL BLACK NYLON BASE					
	con braccioli neri	with black arms	KA390AN	630	653	700	770
	C/BRACCIOLI NERI	WITH BLACK ARMS					
	gas	gaslift	KA363AN	595	618	665	731
	gas oscillante/L	gaslift with tilt/L	KA367AN	630	653	700	770
	C/BRACCIOLI CROMATI	WITH CHROMED ARMS					
	gas	gaslift	KA363AC	606	630	676	744
	gas oscillante/L	gaslift with tilt/L	KA367AC	641	665	711	782

BASE (P. 4/5)	DA INDICARE NELL'ORDINE	TO SPECIFY IN THE ORDER	£
APS	VERSIONE C/BASE NYLON NERA	VERSION WITH BLACK NYLON BASE	APS+ =
APW - APG	VERSIONE C/BASE NYLON	VERSION WITH NYLON BASE	APW - APG+ 12
AL6 - AL7 - AL9 - ANN	VERSIONE C/BASE ALLUMINIO	VERSION WITH BASE IN ALUMINIUM	AL6 - AL7 - AL9 - ANN+ 38
AL5 - AWW	VERSIONE C/BASE ALLUMINIO	VERSION WITH BASE IN ALUMINIUM	AL5 - AWW+ 70
AL3	VERSIONE C/BASE ALLUMINIO	VERSION WITH BASE IN ALUMINIUM	AL3+ 93
AL4	4 RAZZE ALLUMINIO (c/piedini / no oscillante)	4 STAR BASE IN ALUMINIUM (with feet / no tilt)	AL4+ 70



KONTAT

Sedile - Schienale imbottiti
Padded seat - Backrest



Normativa Europea - European Standard EN1335

Solo a richiesta Omologazione Classe 11M c/sovrapprezzo +10% con tess. Trevi cat. C

Fire resistance Italian homologation on request

Regolazione		Adjustment		COD. CODE	CAT. A	CAT. C	CAT. D	CAT. E
					£	£	£	£
Schienale basso - Low back								
	S/BRACCIOLI		WITHOUT ARMS					
	gas	gaslift	KT213T	641	665	711	782	
	gas sincron/A	gaslift-sincron/A	KT215T	723	746	793	872	
	gas sincron-traslatore-varia/B	gaslift sincron-slide system-varia/B	KT218T	758	781	828	911	
	C/BRACCIOLI POLIURETANO NERI		W/BLACK POLYURETHANE ARMS					
	gas	gaslift	KT223T	723	746	793	872	
	gas sincron/A	gaslift-sincron/A	KT225T	805	828	875	962	
	gas sincron-traslatore-varia/B	gaslift sincron-slide system-varia/B	KT228T	840	863	909	1000	
	4D BRACCIOLI REG. ALLUNG. ED ORIENTABILI NERI		4D ROTATING EXTENSIBLE ADJUSTABLE ARMS		Con soprabraccioli allargabili With stretchable top arms			
	gas	gaslift	KT233T	735	758	805	885	
	gas sincron/A	gaslift-sincron/A	KT235T	816	840	886	975	
	gas sincron-traslatore-varia/B	gaslift sincron-slide system-varia/B	KT238T	851	875	921	1013	
	C/BRACCIOLI ACCIAIO CROMATO E POLIUR. NERI		WITH CHROMED STEEL AND BLACK POLYUR. ARMS					
	gas	gaslift	KT293T	758	781	828	911	
	gas sincron/A	gaslift-sincron/A	KT295T	840	863	909	1000	
	gas sincron-traslatore-varia/B	gaslift sincron-slide system-varia/B	KT298T	875	898	944	1039	
	C/SOPRABRACCIOLI NERI		W/BLACK TOP ARMS		Telaio nero Telaio vern. alu. Telaio cromato	AN = AV = AC +£ 38	Black frame Alu painted frame Chromed frame	AN = AV = AC +£ 38
	telaio slitta	sled frame	KT271T	735	758	805	885	
Schienale alto - High back								
	S/BRACCIOLI		WITHOUT ARMS					
	gas	gaslift	KT113T	676	700	746	821	
	gas sincron/A	gaslift-sincron/A	KT115T	758	781	828	911	
	gas sincron-traslatore-varia/B	gaslift sincron-slide system-varia/B	KT118T	793	816	863	949	
	C/BRACCIOLI POLIURETANO NERI		W/BLACK POLYURETHANE ARMS					
	gas	gaslift	KT123T	758	781	828	911	
	gas sincron/A	gaslift-sincron/A	KT125T	840	863	909	1000	
	gas sincron-traslatore-varia/B	gaslift sincron-slide system-varia/B	KT128T	875	898	944	1039	
	4D BRACCIOLI REG. ALLUNG. ED ORIENTABILI NERI		4D ROTATING EXTENSIBLE ADJUSTABLE ARMS		Con soprabraccioli allargabili With stretchable top arms			
	gas	gaslift	KT133T	770	793	840	923	
	gas sincron/A	gaslift-sincron/A	KT135T	851	875	921	1013	
	gas sincron-traslatore-varia/B	gaslift sincron-slide system-varia/B	KT138T	886	909	956	1052	
	C/BRACCIOLI ACCIAIO CROMATO E POLIUR. NERI		WITH CHROMED STEEL AND BLACK POLYUR. ARMS					
	gas	gaslift	KT193T	793	816	863	949	
	gas sincron/A	gaslift-sincron/A	KT195T	875	898	944	1039	
	gas sincron-traslatore-varia/B	gaslift sincron-slide system-varia/B	KT198T	909	933	979	1077	

BASE (P. 4/5)	DA INDICARE NELL'ORDINE	TO SPECIFY IN THE ORDER	£
APS	VERSIONE C/BASE NYLON NERA	VERSION WITH BLACK NYLON BASE	APS+ =
APW - APG	VERSIONE C/BASE NYLON	VERSION WITH NYLON BASE	APW - APG+ 12
AL6 - AL7 - AL9 - ANN	VERSIONE C/BASE ALLUMINIO	VERSION WITH BASE IN ALUMINIUM	AL6 - AL7 - AL9 - ANN+ 38
AL5 - AWW	VERSIONE C/BASE ALLUMINIO	VERSION WITH BASE IN ALUMINIUM	AL5 - AWW+ 70
AL3	VERSIONE C/BASE ALLUMINIO	VERSION WITH BASE IN ALUMINIUM	AL3+ 93
AL4	4 RAZZE ALLUMINIO (c/piedini / no oscillante)	4 STAR BASE IN ALUMINIUM (with feet / no tilt)	AL4+ 70



Regolazione		Adjustment		European Standard EN13359 - On request				
				COD. CODE	CAT. A	CAT. C	CAT. D	CAT. E
					£	£	£	£
 102-114 50 65 42-54		STRUTTURA SCHIENALE NERO BLACK BACKREST STRUCTURE						
<i>S/BRACCIOLI</i>		<i>WITHOUT ARMS</i>						
gas		gaslift		KN113A	653	676	711	782
gas sincron/C		gaslift-sincron/C		KN115A	723	746	781	859
gas sincron-traslattore-varia/D		gaslift sincron-slide system-varia/D		KN118A	758	781	816	898
 102-114 60 65 42-54								
<i>C/BRACCIOLI NYLON NERI</i>		<i>W/BLACK NYLON ARMS</i>						
gas		gaslift		KN123A	700	723	758	834
gas sincron/C		gaslift-sincron/C		KN125A	770	793	828	911
gas sincron-traslattore-varia/D		gaslift sincron-slide system-varia/D		KN128A	805	828	863	949
 102-114 62 65 42-54								
<i>C/BRACCIOLI POLIURET. NERO</i>		<i>W/BLACK POLYURETHANE ARMS</i>						
gas		gaslift		KN133A	735	758	793	872
gas sincron/C		gaslift-sincron/C		KN135A	805	828	863	949
gas sincron-traslattore-varia/D		gaslift sincron-slide system-varia/D		KN138A	840	863	898	988
 102-114 65 65 42-54								
<i>4D BRACCIOLI REG. ALLUNG. ED ORIENTABILI NERI</i>		<i>4D ROTATING EXTENSIBLE ADJUSTABLE ARMS</i>		Con soprabraccioli allargabili With stretchable top arms				
gas		gaslift		KN143A	753	776	811	892
gas sincron/C		gaslift-sincron/C		KN145A	823	846	881	969
gas sincron-traslattore-varia/D		gaslift sincron-slide system-varia/D		KN148A	858	881	916	1007
 18-23 28								
<i>POGGIATESTA REGOLABILE IN ALTEZZA E ORIENTABILE</i>		<i>HEIGHT ADJUSTABLE AND ROTATING HEADREST</i>						
				KN180	123	127	139	153

BASE (P. 4/5)	DA INDICARE NELL'ORDINE	TO SPECIFY IN THE ORDER	£
APS	VERSIONE C/BASE NYLON NERA	VERSION WITH BLACK NYLON BASE APS+	=
APW - APG	VERSIONE C/BASE NYLON	VERSION WITH NYLON BASE APW - APG+	12
AL6 - AL7 - AL9 - ANN	VERSIONE C/BASE ALLUMINIO	VERSION WITH BASE IN ALUMINIUM AL6 - AL7 - AL9 - ANN+	38
AL5 - AWW	VERSIONE C/BASE ALLUMINIO	VERSION WITH BASE IN ALUMINIUM AL5 - AWW+	70
AL3	VERSIONE C/BASE ALLUMINIO	VERSION WITH BASE IN ALUMINIUM AL3+	93
AL4	4 RAZZE ALLUMINIO (c/piedini / no oscillante)	4 STAR BASE IN ALUMINIUM (with feet / no tilt) AL4+	70

KORIUM (MESH)

Sedile imbottito - Schienale rete
Padded seat - Mesh backrest



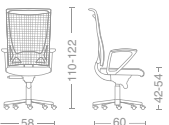
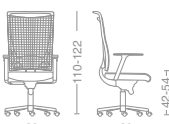
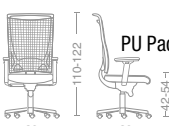
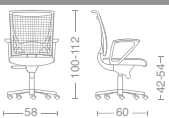
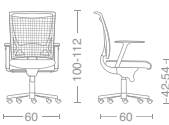

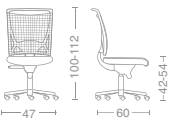
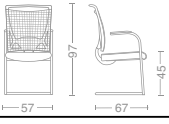

STRUTTURA SCHIENALE NERA - BLACK BACKREST STRUCTURE

A richiesta-On request EN 1335 - Tipo 'A' - D.L. 81/08

Il primo codice identifica il rivestimento del sedile. Il secondo codice identifica il colore della rete dello schienale. - The first code refers to the seat color. The second code refers to the backrest mesh color.

Solo a richiesta Omologazione al fuoco - Classe 1IM c/sovrapprezzo +10% con tessuto Planet cat. A, Trevi cat. C e rete nera D/223

Fire resistance Italian homologation on request

Regolazione		Adjustment		COD. CODE	CAT. A	CAT. C	CAT. D	CAT. E
					£	£	£	£
Schienale alto - High back				STRUTTURA SCHIENALE NERA BLACK BACKREST STRUCTURE				
	<i>C/BRACCIOLI POLIUR. NERO</i>	<i>WITH BLACK POLYUR. ARMS</i>						
	gas	gaslift	KRU103	723	746	770	847	
	gas sincron/A	gaslift-sincron/A	KRU105	793	816	840	923	
	gas sincron-traslattore-varia/B	gaslift sincron-slide system-varia/B	KRU108	828	851	875	962	
	<i>C/BRACCIOLI ALL. IMBOTTITI</i>	<i>WITH ALU PADDED ARMS</i>		A richiesta soprabraccioli in poliuretano nero On request w/black polyurethane top arms				
	gas	gaslift	KRU113	816	840	863	949	
	gas sincron/A	gaslift-sincron/A	KRU115	886	909	933	1026	
	gas sincron-traslattore-varia/B	gaslift sincron-slide system-varia/B	KRU118	921	944	968	1065	
	<i>4D BRACCIOLI REG. ALLUNG. ED ORIENTABILI NERI</i>	<i>4D ROTATING EXTENSIBLE ADJUSTABLE ARMS</i>		Con soprabraccioli allargabili With stretchable top arms				
	gas	gaslift	KR123D	723	746	770	847	
	gas sincron/A	gaslift-sincron/A	KR125D	793	816	840	923	
	gas sincron-traslattore-varia/B	gaslift sincron-slide system-varia/B	KR128D	828	851	875	962	
Schienale basso - Low back								
	<i>C/BRACCIOLI POLIUR. NERO</i>	<i>WITH BLACK POLYUR. ARMS</i>						
	gas	gaslift	KRU143	711	735	758	834	
	gas sincron/A	gaslift-sincron/A	KRU145	781	805	828	911	
	gas sincron-traslattore-varia/B	gaslift sincron-slide system-varia/B	KRU148	816	840	863	949	
	<i>C/BRACCIOLI ALL. IMBOTTITI</i>	<i>WITH ALU PADDED ARMS</i>		A richiesta soprabraccioli in poliuretano nero On request w/black polyurethane top arms				
	gas	gaslift	KRU153	805	828	851	936	
	gas sincron/A	gaslift-sincron/A	KRU155	875	898	921	1013	
	gas sincron-traslattore-varia/B	gaslift sincron-slide system-varia/B	KRU158	909	933	956	1052	
	<i>4D BRACCIOLI REG. ALLUNG. ED ORIENTABILI NERI</i>	<i>4D ROTATING EXTENSIBLE ADJUSTABLE ARMS</i>		Con soprabraccioli allargabili With stretchable top arms				
	gas	gaslift	KR163D	711	735	758	834	
	gas sincron/A	gaslift-sincron/A	KR165D	781	805	828	911	
	gas sincron-traslattore-varia/B	gaslift sincron-slide system-varia/B	KR168D	816	840	863	949	
	<i>S/BRACCIOLI</i>	<i>WITHOUT ARMS</i>						
	gas	gaslift	KRU173	641	665	688	757	
	gas sincron/A	gaslift-sincron/A	KRU175	711	735	758	834	
	gas sincron-traslattore-varia/B	gaslift sincron-slide system-varia/B	KRU178	746	770	793	872	
	<i>C/TELAIO SLITTA</i>	<i>SLED FRAME</i>		Telaio nero AN = Telaio vern. alu. AV = Telaio cromato AC +£ 38				
	c/soprabraccioli poliur. nero	w/black polyurethane top arms	KRU181	688	711	735	808	
	<i>APPOGGIO LOMBARE REGOL.</i>	<i>ADJUST. LUMBAR SUPPORT</i>		Black frame AN = Alu painted frame AV = Chromed frame AC +£ 38				
	(da premontare)	(assembly before)	KRU150	82				

Telaio nero AN = Black frame AN =
Telaio vern. alu. AV = Alu painted frame AV =
Telaio cromato AC +£ 38 Chromed frame AC +£ 38

BASE (P. 4/5)	DA INDICARE NELL'ORDINE	TO SPECIFY IN THE ORDER	£
APS	VERSIONE C/BASE NYLON NERA	VERSION WITH BLACK NYLON BASE	APS+ =
APW - APG	VERSIONE C/BASE NYLON	VERSION WITH NYLON BASE	APW - APG+ 12
AL6 - AL7 - AL9 - ANN	VERSIONE C/BASE ALLUMINIO	VERSION WITH BASE IN ALUMINIUM	AL6 - AL7 - AL9 - ANN+ 38
AL5 - AWW	VERSIONE C/BASE ALLUMINIO	VERSION WITH BASE IN ALUMINIUM	AL5 - AWW+ 70
AL3	VERSIONE C/BASE ALLUMINIO	VERSION WITH BASE IN ALUMINIUM	AL3+ 93
AL4	4 RAZZE ALLUMINIO (c/piedini / no oscillante)	4 STAR BASE IN ALUMINIUM (with feet / no tilt)	AL4+ 70

KORIUM (MESH)

Sedile imbottito - Schienale rete
Padded seat - Mesh backrest



STRUTTURA SCHIENALE GRIGIA - GREY BACKREST STRUCTURE

A richiesta-On request EN 1335 - Tipo 'A' - D.L. 81/08

Il primo codice identifica il rivestimento del sedile. Il secondo codice identifica il colore della rete dello schienale. - The first code refers to the seat color. The second code refers to the backrest mesh color.

Solo a richiesta Omologazione al fuoco - Classe 11M c/sovrapprezzo +10% con tessuto Planet cat. A, Trevi cat. C e rete nera D/223

Fire resistance Italian homologation on request

Regolazione	Adjustment	COD. CODE	CAT. A £	CAT. C £	CAT. D £	CAT. E £
Schienale alto - High back						
			STRUTTURA SCHIENALE GRIGIA GREY BACKREST STRUCTURE			
C/BRACCIOLI POLIUR. NERO	WITH BLACK POLYUR. ARMS					
gas	gaslift	KRU303	746	770	793	872
gas sincron/A	gaslift-sincron/A	KRU305	816	840	863	949
gas sincron-traslatore-varia/B	gaslift sincron-slide system-varia/B	KRU308	851	875	898	988
A richiesta soprabraccioli in poliuretano nero On request w/black polyurethane top arms						
	C/BRACCIOLI ALL. IMBOTTITI	WITH ALU PADDED ARMS				
gas	gaslift	KRU313	840	863	886	975
gas sincron/A	gaslift-sincron/A	KRU315	909	933	956	1052
gas sincron-traslatore-varia/B	gaslift sincron-slide system-varia/B	KRU318	944	968	991	1090
Con soprabraccioli allargabili With stretchable top arms						
	4D BRACCIOLI REG. ALLUNG. ED ORIENTABILI NERI	4D ROTATING EXTENSIBLE ADJUSTABLE ARMS				
gas	gaslift	KR323D	746	770	793	872
gas sincron/A	gaslift-sincron/A	KR325D	816	840	863	949
gas sincron-traslatore-varia/B	gaslift sincron-slide system-varia/B	KR328D	851	875	898	988
Schienale basso - Low back						
	C/BRACCIOLI POLIUR. NERO	WITH BLACK POLYUR. ARMS				
gas	gaslift	KRU343	735	758	781	859
gas sincron/A	gaslift-sincron/A	KRU345	805	828	851	936
gas sincron-traslatore-varia/B	gaslift sincron-slide system-varia/B	KRU348	840	863	886	975
A richiesta soprabraccioli in poliuretano nero On request w/black polyurethane top arms						
	C/BRACCIOLI ALL. IMBOTTITI	WITH ALU PADDED ARMS				
gas	gaslift	KRU353	828	851	875	962
gas sincron/A	gaslift-sincron/A	KRU355	898	921	944	1039
gas sincron-traslatore-varia/B	gaslift sincron-slide system-varia/B	KRU358	933	956	979	1077
Con soprabraccioli allargabili With stretchable top arms						
	4D BRACCIOLI REG. ALLUNG. ED ORIENTABILI NERI	4D ROTATING EXTENSIBLE ADJUSTABLE ARMS				
gas	gaslift	KR363D	735	758	781	859
gas sincron/A	gaslift-sincron/A	KR365D	793	816	840	923
gas sincron-traslatore-varia/B	gaslift sincron-slide system-varia/B	KR368D	840	863	886	975
	S/BRACCIOLI	WITHOUT ARMS				
gas	gaslift	KRU373	665	688	711	782
gas sincron/A	gaslift-sincron/A	KRU375	735	758	781	859
gas sincron-traslatore-varia/B	gaslift sincron-slide system-varia/B	KRU378	770	793	816	898
	C/TELAIO SLITTA	SLED FRAME				
c/soprabraccioli poliur. nero	w/black polyurethane top arms	KRU381	711	735	758	834
Telaio nero AN = Black frame AN = Telaio vern. alu. AV = Alu painted frame AV = Telaio cromato AC +£ 38 Chromed frame AC +£ 38						
	APPOGGIO LOMBARE REGOL.	ADJUST. LUMBAR SUPPORT				
(da premontare)	(assembly before)	KRU150	82			

BASE (P. 4/5)	DA INDICARE NELL'ORDINE	TO SPECIFY IN THE ORDER	£
APS	VERSIONE C/BASE NYLON NERA	VERSION WITH BLACK NYLON BASE	APS+ =
APW - APG	VERSIONE C/BASE NYLON	VERSION WITH NYLON BASE	APW - APG+ 12
AL6 - AL7 - AL9 - ANN	VERSIONE C/BASE ALLUMINIO	VERSION WITH BASE IN ALUMINIUM	AL6 - AL7 - AL9 - ANN+ 38
AL5 - AWW	VERSIONE C/BASE ALLUMINIO	VERSION WITH BASE IN ALUMINIUM	AL5 - AWW+ 70
AL3	VERSIONE C/BASE ALLUMINIO	VERSION WITH BASE IN ALUMINIUM	AL3+ 93
AL4	4 RAZZE ALLUMINIO (c/piedini / no oscillante)	4 STAR BASE IN ALUMINIUM (with feet / no tilt)	AL4+ 70

KORIUM (PLUS)

Sedile - Schienale imbottiti
Padded seat - Backrest




STRUTTURA SCHIENALE NERA - BLACK BACKREST STRUCTURE

Solo a richiesta Normativa europea EN 1335
European Standard EN1335 on request

Solo a richiesta Omologazione Classe 1IM c/sovrapprezzo +10% con tess. Trevi cat. C
Fire resistance Italian homologation on request



Regolazione		Adjustment		COD. CODE	CAT. A	CAT. C	CAT. D	CAT. E
					£	£	£	£
Schienale alto - High back				STRUTTURA SCHIENALE NERA BLACK BACKREST STRUCTURE				
	C/BRACCIOLI POLIUR. NERO	WITH BLACK POLYUR. ARMS						
	gas	gaslift	KRU203	851	886	933	1026	
	gas sincron/A	gaslift-sincron/A	KRU205	921	956	1003	1103	
	gas sincron-traslattore-varia/B	gaslift sincron-slide system-varia/B	KRU208	956	991	1038	1142	
				A richiesta soprabraccioli in poliuretano nero On request w/black polyurethane top arms				
	C/BRACCIOLI ALL. IMBOTTITI	WITH ALU PADDED ARMS						
	gas	gaslift	KRU213	944	979	1026	1129	
	gas sincron/A	gaslift-sincron/A	KRU215	1014	1049	1096	1206	
	gas sincron-traslattore-varia/B	gaslift sincron-slide system-varia/B	KRU218	1049	1084	1131	1244	
				Con soprabraccioli allargabili With stretchable top arms				
	4D BRACCIOLI REG. ALLUNG. ED ORIENTABILI NERI	4D ROTATING EXTENSIBLE ADJUSTABLE ARMS						
	gas	gaslift	KR223D	851	886	933	1026	
	gas sincron/A	gaslift-sincron/A	KR225D	921	956	1003	1103	
	gas sincron-traslattore-varia/B	gaslift sincron-slide system-varia/B	KR228D	956	991	1038	1142	
Schienale basso - Low back								
	C/BRACCIOLI POLIUR. NERO	WITH BLACK POLYUR. ARMS						
	gas	gaslift	KRU243	840	875	921	1013	
	gas sincron/A	gaslift-sincron/A	KRU245	909	944	991	1090	
	gas sincron-traslattore-varia/B	gaslift sincron-slide system-varia/B	KRU248	944	979	1026	1129	
				A richiesta soprabraccioli in poliuretano nero On request w/black polyurethane top arms				
	C/BRACCIOLI ALL. IMBOTTITI	WITH ALU PADDED ARMS						
	gas	gaslift	KRU253	933	968	1014	1116	
	gas sincron/A	gaslift-sincron/A	KRU255	1003	1038	1084	1193	
	gas sincron-traslattore-varia/B	gaslift sincron-slide system-varia/B	KRU258	1038	1073	1119	1231	
				Con soprabraccioli allargabili With stretchable top arms				
	4D BRACCIOLI REG. ALLUNG. ED ORIENTABILI NERI	4D ROTATING EXTENSIBLE ADJUSTABLE ARMS						
	gas	gaslift	KR263D	840	875	921	1013	
	gas sincron/A	gaslift-sincron/A	KR265D	909	944	991	1090	
	gas sincron-traslattore-varia/B	gaslift sincron-slide system-varia/B	KR268D	944	979	1026	1129	
				Con soprabraccioli allargabili With stretchable top arms				
	S/BRACCIOLI	WITHOUT ARMS						
	gas	gaslift	KRU273	770	805	851	936	
	gas sincron/A	gaslift-sincron/A	KRU275	840	875	921	1013	
	gas sincron-traslattore-varia/B	gaslift sincron-slide system-varia/B	KRU278	875	909	956	1052	
	C/TELAIO SLITTA	SLED FRAME						
	c/soprabraccioli poliur. nero	w/black polyurethane top arms	KRU281	816	851	898	988	
				Telaio nero AN = Telaio vern. alu. AV = Telaio cromato AC +£ 38				
				Black frame AN = Alu painted frame AV = Chromed frame AC +£ 38				
APPOGGIO LOMBARE REGOL. (da premontare)				ADJUST. LUMBAR SUPPORT (assembly before)				
				KRU150	82			

BASE (P. 4/5)	DA INDICARE NELL'ORDINE	TO SPECIFY IN THE ORDER	£
APS	VERSIONE C/BASE NYLON NERA	VERSION WITH BLACK NYLON BASE	APS+ =
APW - APG	VERSIONE C/BASE NYLON	VERSION WITH NYLON BASE	APW - APG+ 12
AL6 - AL7 - AL9 - ANN	VERSIONE C/BASE ALLUMINIO	VERSION WITH BASE IN ALUMINIUM	AL6 - AL7 - AL9 - ANN+ 38
AL5 - AWW	VERSIONE C/BASE ALLUMINIO	VERSION WITH BASE IN ALUMINIUM	AL5 - AWW+ 70
AL3	VERSIONE C/BASE ALLUMINIO	VERSION WITH BASE IN ALUMINIUM	AL3+ 93
AL4	4 RAZZE ALLUMINIO (c/piedini / no oscillante)	4 STAR BASE IN ALUMINIUM (with feet / no tilt)	AL4+ 70



KORIAM (PLUS)

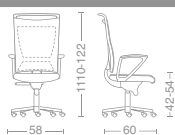
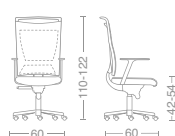
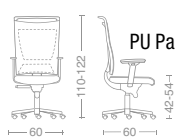
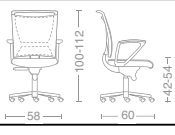
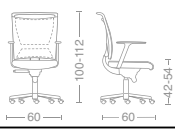
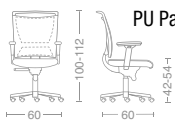
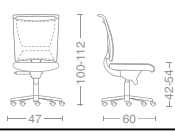
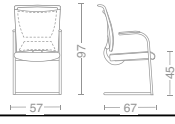

Sedile - Schienale imbottiti
Padded seat - Backrest

STRUTTURA SCHIENALE GRIGIA - GREY BACKREST STRUCTURE

Solo a richiesta Normativa europea EN 1335
European Standard EN1335 on request

Solo a richiesta Omologazione Classe 11M c/sovrapprezzo +10% con tess. Trevi cat. C
Fire resistance Italian homologation on request

Regolazione		Adjustment		COD. CODE	CAT. A	CAT. C	CAT. D	CAT. E
					£	£	£	£
Schienale alto - High back				STRUTTURA SCHIENALE GRIGIA GREY BACKREST STRUCTURE				
	<i>C/BRACCIOLI POLIUR. NERO</i>	<i>WITH BLACK POLYUR. ARMS</i>						
	gas	gaslift	KRU403	875	909	956	1052	
	gas sincron/A	gaslift-sincron/A	KRU405	944	979	1026	1129	
	gas sincron-traslatore-varia/B	gaslift sincron-slide system-varia/B	KRU408	979	1014	1061	1167	
				A richiesta soprabraccioli in poliuretano nero On request w/black polyurethane top arms				
	<i>C/BRACCIOLI ALL. IMBOTTITI</i>	<i>WITH ALU PADDED ARMS</i>						
	gas	gaslift	KRU413	968	1003	1049	1154	
	gas sincron/A	gaslift-sincron/A	KRU415	1038	1073	1119	1231	
	gas sincron-traslatore-varia/B	gaslift syncr.-slide system-varia/B	KRU418	1073	1108	1154	1270	
				Con soprabraccioli allargabili With stretchable top arms				
	<i>4D BRACCIOLI REG. ALLUNG. ED ORIENTABILI NERI</i>	<i>4D ROTATING EXTENSIBLE ADJUSTABLE ARMS</i>						
	gas	gaslift	KR423D	875	909	956	1052	
	gas sincron/A	gaslift-sincron/A	KR425D	944	979	1026	1129	
	gas sincron-traslatore-varia/B	gaslift sincron-slide system-varia/B	KR428D	979	1014	1061	1167	
Schienale basso - Low back								
	<i>C/BRACCIOLI POLIUR. NERO</i>	<i>WITH BLACK POLYUR. ARMS</i>						
	gas	gaslift	KRU443	863	898	944	1039	
	gas sincron/A	gaslift-sincron/A	KRU445	933	968	1014	1116	
	gas sincron-traslatore-varia/B	gaslift sincron-slide system-varia/B	KRU448	968	1003	1049	1154	
				A richiesta soprabraccioli in poliuretano nero On request w/black polyurethane top arms				
	<i>C/BRACCIOLI ALL. IMBOTTITI</i>	<i>WITH ALU PADDED ARMS</i>						
	gas	gaslift	KRU453	956	991	1038	1142	
	gas sincron/A	gaslift-sincron/A	KRU455	1026	1061	1108	1218	
	gas sincron-traslatore-varia/B	gaslift sincron-slide system-varia/B	KRU458	1061	1096	1143	1257	
				Con soprabraccioli allargabili With stretchable top arms				
	<i>4D BRACCIOLI REG. ALLUNG. ED ORIENTABILI NERI</i>	<i>4D ROTATING EXTENSIBLE ADJUSTABLE ARMS</i>						
	gas	gaslift	KR463D	863	898	944	1039	
	gas sincron/A	gaslift-sincron/A	KR465D	933	968	1014	1116	
	gas sincron-traslatore-varia/B	gaslift sincron-slide system-varia/B	KR468D	968	1003	1049	1154	
	<i>S/BRACCIOLI</i>	<i>WITHOUT ARMS</i>						
	gas	gaslift	KRU473	793	828	875	962	
	gas sincron/A	gaslift-sincron/A	KRU475	863	898	944	1039	
	gas sincron-traslatore-varia/B	gaslift sincron-slide system-varia/B	KRU478	898	933	979	1077	
	<i>C/TELAIO SLITTA</i>	<i>SLED FRAME</i>						
		w/black polyurethane top arms	KRU481	840	875	921	1013	
	<i>APPOGGIO LOMBARE REGOL.</i>	<i>ADJUST. LUMBAR SUPPORT</i>						
	(da premontare)	(assembly before)	KRU150	82				

BASE (P. 4/5)	DA INDICARE NELL'ORDINE	TO SPECIFY IN THE ORDER	£
APS	VERSIONE C/BASE NYLON NERA	VERSION WITH BLACK NYLON BASE	APS+ =
APW - APG	VERSIONE C/BASE NYLON	VERSION WITH NYLON BASE	APW - APG+ 12
AL6 - AL7 - AL9 - ANN	VERSIONE C/BASE ALLUMINIO	VERSION WITH BASE IN ALUMINIUM	AL6 - AL7 - AL9 - ANN+ 38
AL5 - AWW	VERSIONE C/BASE ALLUMINIO	VERSION WITH BASE IN ALUMINIUM	AL5 - AWW+ 70
AL3	VERSIONE C/BASE ALLUMINIO	VERSION WITH BASE IN ALUMINIUM	AL3+ 93
AL4	4 RAZZE ALLUMINIO (c/piedini / no oscillante)	4 STAR BASE IN ALUMINIUM (with feet / no tilt)	AL4+ 70

03 Executive armchairs

Poltrone direzionali

Fauteuils direction

Chefsessel

Sillones direccionales

KOSMO MESH

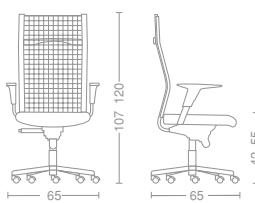

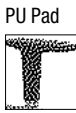

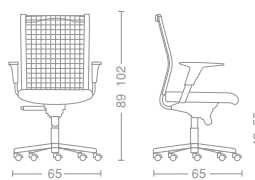



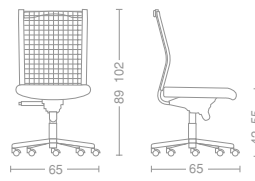


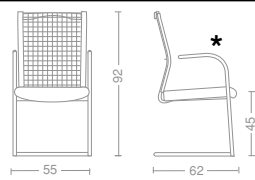
Sedile imbottito - Schienale rete / Padded seat - Mesh backrest



Solo a richiesta Norm. europ. EN 1335 Tipo 'A' - D.L. 81/08 sch. oscill.
European Standard EN1335-A on request

Solo a richiesta Omologazione al fuoco - Classe 1IM c/sovrapprezzo +10%
con tessuto Planet cat. A, Trevi cat. C e rete nera D/223
Fire resistance Italian homologation on request



Regolazione		Adjustment	COD. CODE	CAT. A	CAT. C	CAT. D	CAT. E
				£	£	£	£
Schienale alto - High back				A richiesta soprabraccioli in poliuretano nero On request w/black polyurethane top arms			
		C/BRACCIOLI ALL. IMBOTTITI	W/ALU PADDED ARMS				
		gas sincron/A	gaslift-sincron/A	KSM015	1224	1248	1283
		gas sincron-traslattore-varia/B	gaslift sincron-slide system-varia/B	KSM018	1259	1283	1318
							1411
		4D BRACCIOLI REGOLABILI ORIENTABILI ALLUNGABILI ALLARGABILI	4D ADJUSTABLE ROTATING EXTENSIBLE STRETCHABLE ARMS				
		gas sincron/A	gaslift-sincron/A	KSM129	1166	1189	1224
		gas sincron-traslattore-varia/B	gaslift sincron-slide system-varia/B	KSM130	1201	1224	1259
							1347
Schienale basso - Low back				A richiesta soprabraccioli in poliuretano nero On request w/black polyurethane top arms			
		C/BRACCIOLI ALL. IMBOTTITI	W/ALU PADDED ARMS				
		gas	gaslift	KSM053	1026	1049	1084
		gas sincron/A	gaslift-sincron/A	KSM055	1166	1189	1224
		gas sincron-traslattore-varia/B	gaslift sincron-slide system-varia/B	KSM058	1201	1224	1259
		4D BRACCIOLI REGOLABILI ORIENTABILI ALLUNGABILI ALLARGABILI	4D ADJUSTABLE ROTATING EXTENSIBLE STRETCHABLE ARMS				
		gas sincron/A	gaslift-sincron/A	KSM169	1108	1131	1166
		gas sincron-traslattore-varia/B	gaslift sincron-slide system-varia/B	KSM170	1143	1166	1201
							1283
		S/BRACCIOLI	WITHOUT ARMS				
		gas	gaslift	KSM133	840	863	898
		gas sincron/A	gaslift-sincron/A	KSM135	979	1003	1038
		gas sincron-traslattore-varia/B	gaslift sincron-slide system-varia/B	KSM138	1014	1038	1073
							1180
	PORTA GIACCA	JACKET-HOLDER					
	(non applicabile a posteriori)	(can't be fixed subsequently)	KSM151	93			
	SISTEMA DI REGOLAZIONE APPOGGIO LOMBARE	LUMBAR SUPPORT ADJUSTMENT					
			KSM150	47			
		TELAIO SLITTA CROMATO	CHROMED SLED FRAME				
		c/sopra braccioli poliur. nero	W/black polyureth. top arms	KSM172	898	921	956
							1052
		* TELAILO SLITTA CROMATO	CHROMED SLED FRAME				
			KSM171	886	909	944	1039

NOTE: Il primo codice identifica il rivestimento del sedile. Il secondo codice identifica il colore della rete dello schienale.
The first code refers to the seat color. The second code refers to the backrest mesh color.
Le fasce superiori e inferiori dello schienale sono sempre in ecopelle nera.
Top and bottom of the backrest are always in black ecoleather.

BASE (P. 4/5)	DA INDICARE NELL'ORDINE	TO SPECIFY IN THE ORDER	£
APS	VERSIONE C/BASE NYLON NERA	VERSION WITH BLACK NYLON BASE	APS+ =
APW - APG	VERSIONE C/BASE NYLON	VERSION WITH NYLON BASE	APW - APG+ 12
AL6 - AL7 - AL9 - ANN	VERSIONE C/BASE ALLUMINIO	VERSION WITH BASE IN ALUMINIUM	AL6 - AL7 - AL9 - ANN+ 38
AL5 - AWW	VERSIONE C/BASE ALLUMINIO	VERSION WITH BASE IN ALUMINIUM	AL5 - AWW+ 70
AL3	VERSIONE C/BASE ALLUMINIO	VERSION WITH BASE IN ALUMINIUM	AL3+ 93
AL4	4 RAZZE ALLUMINIO (c/piedini / no oscillante)	4 STAR BASE IN ALUMINIUM (with feet / no tilt)	AL4+ 70

KOSMO TOP

Sedile-schienale imbottiti / Padded seat-backrest



IMPORTANTE / IMPORTANT



Le fasce laterali, sedile e schienale, vengono realizzate in ecopelle nera cat. C 52F. A richiesta possibilità di altri colori della stessa gamma cat. C (SKILL). Il primo codice identifica il sedile e lo schienale, il secondo codice identifica le parti laterali e il retroschiena della poltrona.
The lateral sides of the back and the seat are upholstered in black imitation leather C 52F. On request they can be realized in other colors of the same range cat. C (SKILL). The first code refers to seat and back. The second code refers to lateral side and the backside of the armchair.

Regolazione		Adjustment	COD. CODE	CAT. A	CAT. C	CAT. D	CAT. E	
				£	£	£	£	
Schienale alto - High back								
		C/BRACCIOLI POLIUR. NERO	W/BLACK POLYURETH. ARMS					
		gas sincron/A	gaslift sincron/A	KST405	1388	1411	1458	1603
		gas sincron-traslattore-varia/B	gaslift sincron slide system-varia/B	KST408	1423	1446	1492	1642
	A richiesta soprabraccioli in poliuretano nero On request w/black polyurethane top arms							
		C/BRACCIOLI ALL. IMBOTTITI	WITH ALU. PADDED ARMS					
		gas sincron/A	gaslift sincron/A	KST415	1481	1504	1551	1706
		gas sincron-traslattore-varia/B	gaslift sincron slide system-varia/B	KST418	1516	1539	1586	1744
		C/BRACCIOLI POLIUR. NERO	W/BLACK POLYURETH. ARMS					
		gas sincron/A	gaslift sincron/A	KST505	1294	1318	1364	1501
		gas sincron-traslattore-varia/B	gaslift sincron slide system-varia/B	KST508	1329	1353	1399	1539
	A richiesta soprabraccioli in poliuretano nero On request w/black polyurethane top arms							
		C/BRACCIOLI ALL. IMBOTTITI	WITH ALU. PADDED ARMS					
		gas sincron/A	gaslift sincron/A	KST515	1388	1411	1458	1603
		gas sincron-traslattore-varia/B	gaslift sincron slide system-varia/B	KST518	1423	1446	1492	1642
		C/BRACCIOLI POLIUR. NERO	W/BLACK POLYURETH. ARMS					
		gas	gaslift	KST603	1084	1108	1143	1257
		gas sincron/A	gaslift sincron/A	KST605	1224	1248	1283	1411
		gas sincron-traslattore-varia/B	gaslift sincron slide system-varia/B	KST608	1259	1283	1318	1449
		C/BRACCIOLI ALL. IMBOTTITI	WITH ALU. PADDED ARMS					
		gas	gaslift	KST613	1178	1201	1236	1360
		gas sincron/A	gaslift sincron/A	KST615	1318	1341	1376	1513
		gas sincron-traslattore-varia/B	gaslift sincron slide system-varia/B	KST618	1353	1376	1411	1552
		C/BRACCIOLI POLIUR. NERO	W/BLACK POLYURETH. ARMS					
		gas	gaslift	KST603	1084	1108	1143	1257
		gas sincron/A	gaslift sincron/A	KST605	1224	1248	1283	1411
		gas sincron-traslattore-varia/B	gaslift sincron slide system-varia/B	KST608	1259	1283	1318	1449
		C/BRACCIOLI ALL. IMBOTTITI	WITH ALU. PADDED ARMS					
		gas	gaslift	KST613	1178	1201	1236	1360
		gas sincron/A	gaslift sincron/A	KST615	1318	1341	1376	1513
		gas sincron-traslattore-varia/B	gaslift sincron slide system-varia/B	KST618	1353	1376	1411	1552
		C/BRACCIOLI POLIUR. NERO	W/BLACK POLYURETH. ARMS					
		gas	gaslift	KST603	1084	1108	1143	1257
		gas sincron/A	gaslift sincron/A	KST605	1224	1248	1283	1411
		gas sincron-traslattore-varia/B	gaslift sincron slide system-varia/B	KST608	1259	1283	1318	1449
		C/BRACCIOLI ALL. IMBOTTITI	WITH ALU. PADDED ARMS					
		gas	gaslift	KST613	1178	1201	1236	1360
		gas sincron/A	gaslift sincron/A	KST615	1318	1341	1376	1513
		gas sincron-traslattore-varia/B	gaslift sincron slide system-varia/B	KST618	1353	1376	1411	1552
		C/BRACCIOLI POLIUR. NERO	W/BLACK POLYURETH. ARMS					
		gas	gaslift	KST603	1084	1108	1143	1257
		gas sincron/A	gaslift sincron/A	KST605	1224	1248	1283	1411
		gas sincron-traslattore-varia/B	gaslift sincron slide system-varia/B	KST608	1259	1283	1318	1449
		C/BRACCIOLI ALL. IMBOTTITI	WITH ALU. PADDED ARMS					
		gas	gaslift	KST613	1178	1201	1236	1360
		gas sincron/A	gaslift sincron/A	KST615	1318	1341	1376	1513
		gas sincron-traslattore-varia/B	gaslift sincron slide system-varia/B	KST618	1353	1376	1411	1552
		C/BRACCIOLI POLIUR. NERO	W/BLACK POLYURETH. ARMS					
		gas	gaslift	KST603	1084	1108	1143	1257
		gas sincron/A	gaslift sincron/A	KST605	1224	1248	1283	1411
		gas sincron-traslattore-varia/B	gaslift sincron slide system-varia/B	KST608	1259	1283	1318	1449
		C/BRACCIOLI ALL. IMBOTTITI	WITH ALU. PADDED ARMS					
		gas	gaslift	KST613	1178	1201	1236	1360
		gas sincron/A	gaslift sincron/A	KST615	1318	1341	1376	1513
		gas sincron-traslattore-varia/B	gaslift sincron slide system-varia/B	KST618	1353	1376	1411	1552
		C/BRACCIOLI POLIUR. NERO	W/BLACK POLYURETH. ARMS					
		gas	gaslift	KST603	1084	1108	1143	1257
		gas sincron/A	gaslift sincron/A	KST605	1224	1248	1283	1411
		gas sincron-traslattore-varia/B	gaslift sincron slide system-varia/B	KST608	1259	1283	1318	1449
		C/BRACCIOLI ALL. IMBOTTITI	WITH ALU. PADDED ARMS					
		gas	gaslift	KST613	1178	1201	1236	1360
		gas sincron/A	gaslift sincron/A	KST615	1318	1341	1376	1513
		gas sincron-traslattore-varia/B	gaslift sincron slide system-varia/B	KST618	1353	1376	1411	1552
		C/BRACCIOLI POLIUR. NERO	W/BLACK POLYURETH. ARMS					
		gas	gaslift	KST603	1084	1108	1143	1257
		gas sincron/A	gaslift sincron/A	KST605	1224	1248	1283	1411
		gas sincron-traslattore-varia/B	gaslift sincron slide system-varia/B	KST608	1259	1283	1318	1449
		C/BRACCIOLI ALL. IMBOTTITI	WITH ALU. PADDED ARMS					
		gas	gaslift	KST613	1178	1201	1236	1360
		gas sincron/A	gaslift sincron/A	KST615	1318	1341	1376	1513
		gas sincron-traslattore-varia/B	gaslift sincron slide system-varia/B	KST618	1353	1376	1411	1552
		C/BRACCIOLI POLIUR. NERO	W/BLACK POLYURETH. ARMS					
		gas	gaslift	KST603	1084	1108	1143	1257
		gas sincron/A	gaslift sincron/A	KST605	1224	1248	1283	1411
		gas sincron-traslattore-varia/B	gaslift sincron slide system-varia/B	KST608	1259	1283	1318	1449
		C/BRACCIOLI ALL. IMBOTTITI	WITH ALU. PADDED ARMS					
		gas	gaslift	KST613	1178	1201	1236	1360
		gas sincron/A	gaslift sincron/A	KST615	1318	1341	1376	1513
		gas sincron-traslattore-varia/B	gaslift sincron slide system-varia/B	KST618	1353	1376	1411	1552
		C/BRACCIOLI POLIUR. NERO	W/BLACK POLYURETH. ARMS					
		gas	gaslift	KST603	1084	1108	1143	1257
		gas sincron/A	gaslift sincron/A	KST605	1224	1248	1283	1411
		gas sincron-traslattore-varia/B	gaslift sincron slide system-varia/B	KST608	1259	1283	1318	1449
		C/BRACCIOLI ALL. IMBOTTITI	WITH ALU. PADDED ARMS					
		gas	gaslift	KST613	1178	1201	1236	1360
		gas sincron/A	gaslift sincron/A	KST615	1318	1341	1376	1513
		gas sincron-traslattore-varia/B	gaslift sincron slide system-varia/B	KST618	1353	1376	1411	1552
		C/BRACCIOLI POLIUR. NERO	W/BLACK POLYURETH. ARMS					
		gas	gaslift	KST603	1084	1108	1143	1257
		gas sincron/A	gaslift sincron/A	KST605	1224	1248	1283	1411
		gas sincron-traslattore-varia/B	gaslift sincron slide system-varia/B	KST608	1259	1283	1318	1449
		C/BRACCIOLI ALL. IMBOTTITI	WITH ALU. PADDED ARMS					
		gas	gaslift	KST613	1178	1201	1236	1360
		gas sincron/A	gaslift sincron/A	KST615	1318	1341	1376	1513
		gas sincron-traslattore-varia/B	gaslift sincron slide system-varia/B	KST618	1353	1376	1411	1552
		C/BRACCIOLI POLIUR. NERO	W/BLACK POLYURETH. ARMS					
		gas	gaslift	KST603	1084	1108	1143	1257
		gas sincron/A	gaslift sincron/A	KST605	1224	1248	1283	1411
		gas sincron-traslattore-varia/B	gaslift sincron slide system-varia/B	KST608	1259	1283	1318	1449
		C/BRACCIOLI ALL. IMBOTTITI	WITH ALU. PADDED ARMS					
		gas	gaslift	KST613	1178	1201	1236	1360
		gas sincron/A	gaslift sincron/A	KST615	1318	1341	1376	1513
		gas sincron-traslattore-varia/B	gaslift sincron slide system-varia/B	KST618	1353	1376	1411	1552
		C/BRACCIOLI POLIUR. NERO	W/BLACK POLYURETH. ARMS					
		gas	gaslift	KST603	1084	1108	1143	1257
		gas sincron/A	gaslift sincron/A	KST605	1224	1248	1283	1411
		gas sincron-traslattore-varia/B	gaslift sincron slide system-varia/B	KST608	1259	1283	1318	1449
		C/BRACCIOLI ALL. IMBOTTITI	WITH ALU. PADDED ARMS					
		gas	gaslift	KST613	1178	1201	1236	1360
		gas sincron/A	gaslift sincron/A	KST615	1318	1341	1376	1513
		gas sincron-traslattore-varia/B	gaslift sincron slide system-varia/B	KST618	1353	1376	1411	1552
		C/BRACCIOLI POLIUR. NERO	W/BLACK POLYURETH. ARMS					
		gas	gaslift	KST603	1084	1108	1143	1257
		gas sincron/A	gaslift sincron/A	KST605	1224	1248	1283	1411
		gas sincron-traslattore-varia/B	gaslift sincron slide system-varia/B	KST608	1259	1283	1318	1449
		C/BRACCIOLI ALL. IMBOTTITI	WITH ALU. PADDED ARMS					
		gas	gaslift	KST613	1178	1201	1236	1360
		gas sincron/A	gaslift sincron/A	KST615	1318	1341	1376	1513
		gas sincron-traslattore-varia/B	gaslift sincron slide system-varia/B	KST618	1353	1376	1411	1552
		C/BRACCIOLI POLIUR. NERO	W/BLACK POLYURETH. ARMS					
		gas	gaslift	KST603	1084	1108	1143	1257
		gas sincron/A	gaslift sincron/A	KST605	1224	1248	1283	1411
		gas sincron-traslattore-varia/B	gaslift sincron slide system-varia/B	KST608	1259	1283	1318	1449
		C/BRACCIOLI ALL. IMBOTTITI	WITH ALU. PADDED ARMS					
		gas	gaslift	KST613	1178	1201	1236	1360
		gas sincron/A	gaslift sincron/A	KST615	1318	1341	1376	1513
		gas sincron-traslattore-varia/B	gaslift sincron slide system-varia/B	KST618	1353	1376	1411	1552
		C/BRACCIOLI POLIUR. NERO	W/BLACK POLYURETH. ARMS					
		gas	gaslift	KST603	1084	1108	1143	1257
		gas sincron/A	gaslift sincron/A	KST605	1224	1248	1283	1411
		gas sincron-traslattore-varia/B	gaslift sincron slide system-varia/B	KST608	1259	1283	1318	1449
		C/BRACCIOLI ALL. IMBOTTITI	WITH ALU. PADDED ARMS					
		gas	gaslift	KST613	1178	1201	1236	1360
		gas sincron/A	gaslift sincron/A	KST615	1318	1341	1376	1513
		gas sincron-traslattore-varia/B	gaslift sincron slide system-varia/B	KST618	1353	1376	1411	1552
		C/BRACCIOLI POLIUR. NERO	W/BLACK POLYURETH. ARMS					
		gas	gaslift	KST603	1084	1108	1143	1257
		gas sincron/A	gaslift sincron/A	KST605	1224	1248	1283	1411
		gas sincron-traslattore-varia/B	gaslift sincron slide system-varia/B	KST608	1259	1283	1318	1449
		C/BRACCIOLI ALL. IMBOTTITI	WITH ALU. PADDED ARMS					
		gas	gaslift	KST613	1178	1201	1236	1360
		gas sincron/A	gaslift sincron/A	KST615	1318	1341	1376	1513
		gas sincron-traslattore-varia/B	gaslift sincron slide system-varia/B	KST618	1353	1376	1411	1552
		C/BRACCIOLI POLIUR. NERO	W/BLACK POLYURETH. ARMS					
		gas	gaslift	KST603	1084	1108	1143	1257
		gas sincron/A	gaslift sincron/A	KST605	1224	1248	1283	1411
		gas sincron-traslattore-varia/B	gaslift sincron slide system-varia/B	KST608	1259	1283	1318	1449
		C/BRACCIOLI ALL. IMBOTTITI	WITH ALU. PADDED ARMS					
		gas	gaslift	KST613	1178	1201	1236	1360
		gas sincron/A	gaslift sincron/A	KST615	1318	1341	1376	1513
		gas sincron-traslattore-varia/B	gaslift sincron slide system-varia/B	KST618	1353	1376	1411	1552
		C/BRACCIOLI POLIUR. NERO	W/BLACK POLYURETH. ARMS					

KRUNA PLUS LINEAR

Struttura cromata / Chromed structure
Imbottitura "lineare" / "Linear" pad



A richiesta - On request EN 1335 - Tipo 'C'

Solo a richiesta Omologazione Classe 11M c/sovrapprezzo +10%
con rivestimento Planet cat. A - Trevi cat. C
Fire resistance Italian homologation on request



Regolazione		Adjustment	COD. CODE	CAT. A	CAT. C	CAT. D	CAT. E	
				£	£	£	£	
Schienale alto - High back								
		STRUTTURA CROMATA C/SOPRABRACCIOLO IN POLIURETANO NERO	CHROMED STRUCTURE WITH BLACK POLYURETHANE TOP ARM	STRUTTURA CROMATA CHROMED STRUCTURE				
		gas	gaslift	KU13PL	1178	1213	1271	1398
		gas oscillante/L	gaslift with tilt/L	KU17PL	1213	1248	1306	1437
		gas oscillante "knee tilt"/N	gaslift with "knee tilt"/N	KU19PL	1318	1353	1411	1552
		CON SOPRABRACCIOLO IMBOTTITO	WITH PADDED TOP ARM					
		gas	gaslift	TU13TL	1178	1213	1271	1398
		gas oscillante/L	gaslift with tilt/L	TU17TL	1213	1248	1306	1437
		gas oscillante "knee tilt"/N	gaslift with "knee tilt"/N	TU19TL	1318	1353	1411	1552
		STRUTTURA CROMATA C/BRACCIOLO CROMATO	CHROMED STRUCTURE WITH CHROMED ARM					
		gas	gaslift	KU13CL	1143	1178	1236	1360
	gas oscillante/L	gaslift with tilt/L	KU17CL	1178	1213	1271	1398	
	gas oscillante "knee tilt"/N	gaslift with "knee tilt"/N	KU19CL	1283	1318	1376	1513	
Schienale basso - Low back								
		STRUTTURA CROMATA C/SOPRABRACCIOLO IN POLIURETANO NERO	CHROMED STRUCTURE WITH BLACK POLYURETHANE TOP ARM					
		gas	gaslift	KU53PL	1073	1096	1143	1257
		gas oscillante/L	gaslift with tilt/L	KU57PL	1108	1131	1178	1295
		gas oscillante "knee tilt"/N	gaslift with "knee tilt"/N	KU59PL	1213	1236	1283	1411
		CON SOPRABRACCIOLO IMBOTTITO	WITH PADDED TOP ARM					
		gas	gaslift	TU53TL	1073	1096	1143	1257
		gas oscillante/L	gaslift with tilt/L	TU57TL	1108	1131	1178	1295
		gas oscillante "knee tilt"/N	gaslift with "knee tilt"/N	TU59TL	1213	1236	1283	1411
		STRUTTURA CROMATA C/BRACCIOLO CROMATO	CHROMED STRUCTURE WITH CHROMED ARM					
		gas	gaslift	KU53CL	1038	1061	1108	1218
	gas oscillante/L	gaslift with tilt/L	KU57CL	1073	1096	1143	1257	
	gas oscillante "knee tilt"/N	gaslift with "knee tilt"/N	KU59CL	1178	1201	1248	1372	
		STRUTTURA CROMATA S/BRACCIOLI	CHROMED STRUCTURE WITHOUT ARMS					
		gas	gaslift	KU63L	904	928	974	1072
		gas oscillante/L	gaslift with tilt/L	KU67L	939	962	1009	1110
		gas oscillante "knee tilt"/N	gaslift with "knee tilt"/N	KU69L	1044	1067	1114	1225
			STRUTTURA CROMATA TELAIO SLITTA CROMATO	CHROMED STRUCTURE CHROMED SLED FRAME	KU71L	933	956	1003

BASE (P. 4/5)	DA INDICARE NELL'ORDINE	TO SPECIFY IN THE ORDER	£
APS	VERSIONE C/BASE NYLON NERA	VERSION WITH BLACK NYLON BASE APS+	=
APW - APG	VERSIONE C/BASE NYLON	VERSION WITH NYLON BASE APW - APG+	12
AL6 - AL7 - AL9 - ANN	VERSIONE C/BASE ALLUMINIO	VERSION WITH BASE IN ALUMINIUM AL6 - AL7 - AL9 - ANN+	38
AL5 - AWW	VERSIONE C/BASE ALLUMINIO	VERSION WITH BASE IN ALUMINIUM AL5 - AWW+	70
AL3	VERSIONE C/BASE ALLUMINIO	VERSION WITH BASE IN ALUMINIUM AL3+	93
AL4	4 RAZZE ALLUMINIO (c/piedini / no oscillante)	4 STAR BASE IN ALUMINIUM (with feet / no tilt) AL4+	70

KRUNA PLUS RHOMBOIDAL


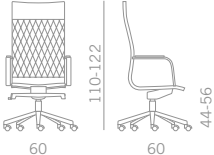



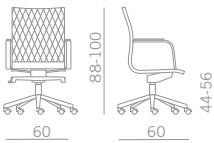


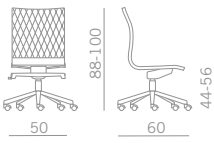
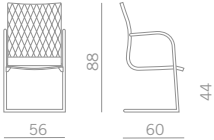
Struttura cromata / Chromed structure
Imbottitura "romboidale" / "Rhomboidal" pad



A richiesta - On request EN 1335 - Tipo 'C'

Solo a richiesta Omologazione Classe 11M c/sovrapprezzo +10%
con rivestimento Planet cat. A - Trevi cat. C
Fire resistance Italian homologation on request



		Regolazione	Adjustment	COD. CODE	CAT. A	CAT. C	CAT. D	CAT. E	
						£	£	£	£
Schienale alto - High back			STRUTTURA CROMATA C/SOPRABRACCIOLO IN POLIURETANO NERO	CHROMED STRUCTURE WITH BLACK POLYURETHANE TOP ARM	STRUTTURA CROMATA CHROMED STRUCTURE				
			gas	gaslift	KU13PR	1213	1248	1306	1437
			gas oscillante/L	gaslift with tilt/L	KU17PR	1248	1283	1341	1475
			gas oscillante "knee tilt"/N	gaslift with "knee tilt"/N	KU19PR	1353	1388	1446	1590
		CON SOPRABRACCIOLO IMBOTTITO	WITH PADDED TOP ARM						
			gas	gaslift	TU13TR	1213	1248	1306	1437
			gas oscillante/L	gaslift with tilt/L	TU17TR	1248	1283	1341	1475
			gas oscillante "knee tilt"/N	gaslift with "knee tilt"/N	TU19TR	1353	1388	1446	1590
		STRUTTURA CROMATA C/BRACCIOLO CROMATO	CHROMED STRUCTURE WITH CHROMED ARM						
			gas	gaslift	KU13CR	1178	1213	1271	1398
			gas oscillante/L	gaslift with tilt/L	KU17CR	1213	1248	1306	1437
			gas oscillante "knee tilt"/N	gaslift with "knee tilt"/N	KU19CR	1318	1353	1411	1552
Schienale basso - Low back			STRUTTURA CROMATA C/SOPRABRACCIOLO IN POLIURETANO NERO	CHROMED STRUCTURE WITH BLACK POLYURETHANE TOP ARM					
			gas	gaslift	KU53PR	1108	1131	1178	1295
			gas oscillante/L	gaslift with tilt/L	KU57PR	1143	1166	1213	1334
			gas oscillante "knee tilt"/N	gaslift with "knee tilt"/N	KU59PR	1248	1271	1318	1449
		CON SOPRABRACCIOLO IMBOTTITO	WITH PADDED TOP ARM						
			gas	gaslift	TU53TR	1108	1131	1178	1295
			gas oscillante/L	gaslift with tilt/L	TU57TR	1143	1166	1213	1334
			gas oscillante "knee tilt"/N	gaslift with "knee tilt"/N	TU59TR	1248	1271	1318	1449
		STRUTTURA CROMATA C/BRACCIOLO CROMATO	CHROMED STRUCTURE WITH CHROMED ARM						
			gas	gaslift	KU53CR	1073	1096	1143	1257
			gas oscillante/L	gaslift with tilt/L	KU57CR	1108	1131	1178	1295
			gas oscillante "knee tilt"/N	gaslift with "knee tilt"/N	KU59CR	1213	1236	1283	1411
		STRUTTURA CROMATA S/BRACCIOLI	CHROMED STRUCTURE WITHOUT ARMS						
			gas	gaslift	KU63R	939	962	1009	1110
			gas oscillante/L	gaslift with tilt/L	KU67R	974	997	1044	1149
			gas oscillante "knee tilt"/N	gaslift with "knee tilt"/N	KU69R	1079	1102	1149	1264
		STRUTTURA CROMATA TELAIO SLITTA CROMATO	CHROMED STRUCTURE CHROMED SLED FRAME						
				KU71R	968	991	1038	1142	

BASE (P. 4/5)	DA INDICARE NELL'ORDINE	TO SPECIFY IN THE ORDER	£
APS	VERSIONE C/BASE NYLON NERA	VERSION WITH BLACK NYLON BASE	APS+ =
APW - APG	VERSIONE C/BASE NYLON	VERSION WITH NYLON BASE	APW - APG+ 12
AL6 - AL7 - AL9 - ANN	VERSIONE C/BASE ALLUMINIO	VERSION WITH BASE IN ALUMINIUM	AL6 - AL7 - AL9 - ANN+ 38
AL5 - AWW	VERSIONE C/BASE ALLUMINIO	VERSION WITH BASE IN ALUMINIUM	AL5 - AWW+ 70
AL3	VERSIONE C/BASE ALLUMINIO	VERSION WITH BASE IN ALUMINIUM	AL3+ 93
AL4	4 RAZZE ALLUMINIO (c/piedini / no oscillante)	4 STAR BASE IN ALUMINIUM (with feet / no tilt)	AL4+ 70

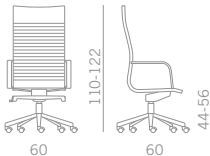
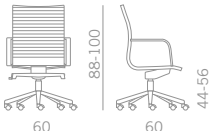
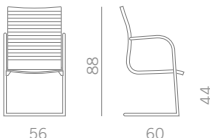
KRUNA PLUS LINEAR

Struttura vern. nera - Black painted structure
Imbottitura "lineare" - "Linear" pad



A richiesta - On request EN 1335 - Tipo 'C'

Solo a richiesta Omologazione Classe 11M c/sovrapprezzo +10% con rivestimento Planet cat. A - Trevi cat. C - Fire resistance Italian homologation on request

Regolazione		Adjustment		COD. CODE	CAT. A	CAT. C	CAT. D	CAT. E
					£	£	£	£
Schienale alto - High back				STRUTTURA VERNICIATA NERA BLACK PAINTED STRUCTURE				
		STRUTTURA VERN. NERA C/BRACC. VERN. NERI	BLACK PAINTED STRUCTURE BLACK PAINTED ARMS					
		gas	gaslift	KU13NL	1084	1119	1178	1295
		gas oscillante/L	gaslift with tilt/L	KU17NL	1119	1154	1213	1334
		gas oscillante "knee tilt"/N	gaslift with "knee tilt"/N	KU19NL	1224	1259	1318	1449
Schienale basso - Low back								
		STRUTTURA VERN. NERA C/BRACC. VERN. NERI	BALCK PAINTED STRUCTURE BLACK PAINTED ARMS					
		gas	gaslift	KU53NL	979	1003	1049	1154
		gas oscillante/L	gaslift with tilt/L	KU57NL	1014	1038	1084	1193
		gas oscillante "knee tilt"/N	gaslift with "knee tilt"/N	KU59NL	1119	1143	1189	1308
		STRUTTURA VERN. NERA TELAIO SLITTA NERA	BALCK PAINTED STRUCTURE BLACK PAINTED SLED FRAME					
				KU71NL	875	898	944	1039

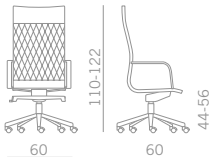
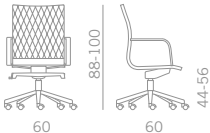
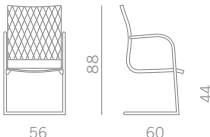
KRUNA PLUS RHOMBOIDAL

Struttura vern. nera - Black painted structure
Imbottitura "romboidale" - "Rhomboidal" pad



A richiesta - On request EN 1335 - Tipo 'C'

Solo a richiesta Omologazione Classe 11M c/sovrapprezzo +10% con rivestimento Planet cat. A - Trevi cat. C - Fire resistance Italian homologation on request

Regolazione		Adjustment		COD. CODE	CAT. A	CAT. C	CAT. D	CAT. E
					£	£	£	£
Schienale alto - High back				STRUTTURA VERNICIATA NERA BLACK PAINTED STRUCTURE				
		STRUTTURA VERN. NERA C/BRACC. VERN. NERI	BLACK PAINTED STRUCTURE BLACK PAINTED ARMS					
		gas	gaslift	KU13NR	1119	1154	1213	1334
		gas oscillante/L	gaslift with tilt/L	KU17NR	1154	1189	1248	1372
		gas oscillante "knee tilt"/N	gaslift with "knee tilt"/N	KU19NR	1259	1294	1353	1488
Schienale basso - Low back								
		STRUTTURA VERN. NERA C/BRACC. VERN. NERI	BLACK PAINTED STRUCTURE BLACK PAINTED ARMS					
		gas	gaslift	KU53NR	1014	1038	1084	1193
		gas oscillante/L	gaslift with tilt/L	KU57NR	1049	1073	1119	1231
		gas oscillante "knee tilt"/N	gaslift with "knee tilt"/N	KU59NR	1154	1178	1224	1347
		STRUTTURA VERN. NERA TELAIO SLITTA NERA	BLACK PAINTED STRUCTURE BLACK PAINTED SLED FRAME					
				KU71NR	909	933	979	1077

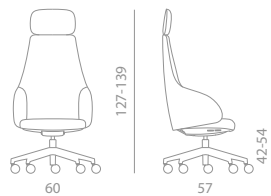
BASE (P. 4/5)	DA INDICARE NELL'ORDINE	TO SPECIFY IN THE ORDER	£
APS	VERSIONE C/BASE NYLON NERA	VERSION WITH BLACK NYLON BASE	APS+ =
APW - APG	VERSIONE C/BASE NYLON	VERSION WITH NYLON BASE	APW - APG+ 12
AL6 - AL7 - AL9 - ANN	VERSIONE C/BASE ALLUMINIO	VERSION WITH BASE IN ALUMINIUM	AL6 - AL7 - AL9 - ANN+ 38
AL5 - AWW	VERSIONE C/BASE ALLUMINIO	VERSION WITH BASE IN ALUMINIUM	AL5 - AWW+ 70
AL3	VERSIONE C/BASE ALLUMINIO	VERSION WITH BASE IN ALUMINIUM	AL3+ 93
AL4	4 RAZZE ALLUMINIO (c/piedini / no oscillante)	4 STAR BASE IN ALUMINIUM (with feet / no tilt)	AL4+ 70



Solo a richiesta Omologazione al fuoco - Classe 11M c/sovrapprezzo +10% con tess. Planet cat. A - Fire resistance Italian homologation on request

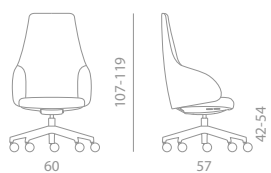
Regolazione	Adjustment	COD. CODE	CAT. A	CAT. C	CAT. D	CAT. E
			£	£	£	£

Schienale alto con appoggiatesta - High back with headrest



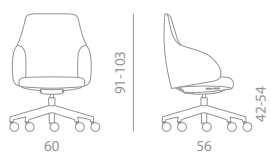
<i>MONOCOLORE</i>	<i>ONE COLOUR</i>					
gas	gaslift	KE13M	968	1026	1073	1180
gas - sincron autoregolante traslatore/F	gaslift - self-weighing synchron slide system/F	KE18M	1073	1131	1178	1295
<i>BICOLORE</i>	<i>TWO COLOURS</i>					
gas	gaslift	KE13B	1038	1096	1143	1257
gas - sincron autoregolante traslatore/F	gaslift - self-weighing synchron slide system/F	KE18B	1143	1201	1248	1372

Schienale alto - High back



<i>MONOCOLORE</i>	<i>ONE COLOUR</i>					
gas	gaslift	KE23M	840	898	944	1039
gas - sincron autoregolante traslatore/F	gaslift - self-weighing synchron slide system/F	KE28M	944	1003	1049	1154
<i>BICOLORE</i>	<i>TWO COLOURS</i>					
gas	gaslift	KE23B	909	968	1014	1116
gas - sincron autoregolante traslatore/F	gaslift - self-weighing synchron slide system/F	KE28B	1014	1073	1119	1231

Schienale basso - Low back



<i>MONOCOLORE</i>	<i>ONE COLOUR</i>					
gas	gaslift	KE33M	770	816	851	936
gas - sincron autoregolante traslatore/F	gaslift - self-weighing synchron slide system/F	KE38M	875	921	956	1052
<i>BICOLORE</i>	<i>TWO COLOURS</i>					
gas	gaslift	KE33B	840	886	921	1013
gas - sincron autoregolante traslatore/F	gaslift - self-weighing synchron slide system/F	KE38B	944	991	1026	1129

Schienale basso - Low back



<i>BASE GIREVOLE 4 RAZZE ALLUMINIO SU PIEDINI</i>	<i>4-STAR SWIVEL ALUMINIUM BASE WITH FEET</i>					
monocolore	one colour	KE34MAL	898	944	979	1077
bicolore	two colours	KE34BAL	968	1014	1049	1154

NOTE: **BICOLORE - TWO COLOURS**
Il primo codice identifica il sedile e lo schienale. Il secondo codice identifica le parti esterne della poltrona.
The first code refers to seat and back. The second code refers to the external part of the armchair.

BASE (P. 4/5)	DA INDICARE NELL'ORDINE	TO SPECIFY IN THE ORDER	£
APS	VERSIONE C/BASE NYLON NERA	VERSION WITH BLACK NYLON BASE APS+	=
APW - APG	VERSIONE C/BASE NYLON	VERSION WITH NYLON BASE APW - APG+	12
AL6 - AL7 - AL9 - ANN	VERSIONE C/BASE ALLUMINIO	VERSION WITH BASE IN ALUMINIUM AL6 - AL7 - AL9 - ANN+	38
AL5 - AWW	VERSIONE C/BASE ALLUMINIO	VERSION WITH BASE IN ALUMINIUM AL5 - AWW+	70
AL3	VERSIONE C/BASE ALLUMINIO	VERSION WITH BASE IN ALUMINIUM AL3+	93
AL4	4 RAZZE ALLUMINIO (c/piedini / no oscillante)	4 STAR BASE IN ALUMINIUM (with feet / no tilt) AL4+	70

KONTEA LINEAR

Con cuciture su schienale
With stitching on the backrest



Solo a richiesta Omologazione al fuoco - Classe 11M c/sovrapprezzo +10% con tess.
Planet cat. A - Fire resistance Italian homologation on request

Regolazione

Adjustment

COD.
CODE

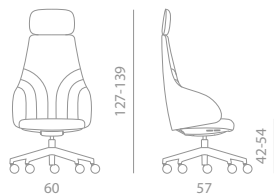
CAT.
A

CAT.
C

CAT.
D

CAT.
E

Schienale alto con appoggiatesta - High back with headrest



MONOCOLORE

ONE COLOUR

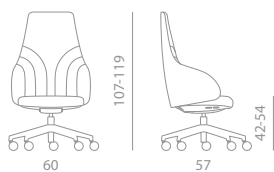
gas	gaslift	KE213M	1014	1073	1119	1231
gas - sincron autoregolante traslatore/F	gaslift - self-weighing synchron slide system/F	KE218M	1119	1178	1224	1347

BICOLORE

TWO COLOURS

gas	gaslift	KE213B	1084	1143	1189	1308
gas - sincron autoregolante traslatore/F	gaslift - self-weighing synchron slide system/F	KE218B	1189	1248	1294	1424

Schienale alto - High back



MONOCOLORE

ONE COLOUR

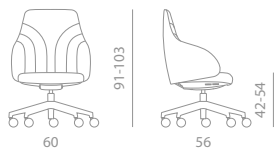
gas	gaslift	KE223M	886	944	991	1090
gas - sincron autoregolante traslatore/F	gaslift - self-weighing synchron slide system/F	KE228M	991	1049	1096	1206

BICOLORE

TWO COLOURS

gas	gaslift	KE223B	956	1014	1061	1167
gas - sincron autoregolante traslatore/F	gaslift - self-weighing synchron slide system/F	KE228B	1061	1119	1166	1283

Schienale basso - Low back



MONOCOLORE

ONE COLOUR

gas	gaslift	KE233M	816	863	898	988
gas - sincron autoregolante traslatore/F	gaslift - self-weighing synchron slide system/F	KE238M	921	968	1003	1103

BICOLORE

TWO COLOURS

gas	gaslift	KE233B	886	933	968	1065
gas - sincron autoregolante traslatore/F	gaslift - self-weighing synchron slide system/F	KE238B	991	1038	1073	1180

Schienale basso - Low back



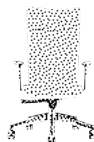
**BASE GIREVOLE
4 RAZZE ALLUMINIO
SU PIEDINI**

**4-STAR SWIVEL
ALUMINIUM BASE
WITH FEET**

monocolore	one colour	KE234MAL	944	991	1026	1129
bicolore	two colours	KE234BAL	1014	1061	1096	1206

NOTE: **BICOLORE - TWO COLOURS**
Il primo codice identifica il sedile e lo schienale. Il secondo codice identifica le parti esterne della poltrona.
The first code refers to seat and back. The second code refers to the external part of the armchair.

BASE (P. 4/5)	DA INDICARE NELL'ORDINE	TO SPECIFY IN THE ORDER	£
APS	VERSIONE C/BASE NYLON NERA	VERSION WITH BLACK NYLON BASE	APS+ =
APW - APG	VERSIONE C/BASE NYLON	VERSION WITH NYLON BASE	APW - APG+ 12
AL6 - AL7 - AL9 - ANN	VERSIONE C/BASE ALLUMINIO	VERSION WITH BASE IN ALUMINIUM	AL6 - AL7 - AL9 - ANN+ 38
AL5 - AWW	VERSIONE C/BASE ALLUMINIO	VERSION WITH BASE IN ALUMINIUM	AL5 - AWW+ 70
AL3	VERSIONE C/BASE ALLUMINIO	VERSION WITH BASE IN ALUMINIUM	AL3+ 93
AL4	4 RAZZE ALLUMINIO (c/piedini / no oscillante)	4 STAR BASE IN ALUMINIUM (with feet / no tilt)	AL4+ 70



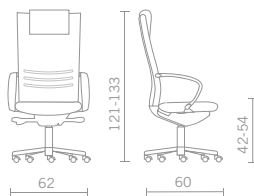
Normativa Europea - European Standard EN1335

Solo a richiesta Omologazione Classe 11M c/sovrapprezzo +10% con tess. Trevi cat. C

Fire resistance Italian homologation on request

Regolazione	Adjustment	COD. CODE	CAT. A	CAT. C	CAT. D	CAT. E
			£	£	£	£

Schienale alto - High back



**C/BRACCIOLI
POLIURETANO NERO**

gas
gas c/oscillante/L

**W/BLACK
POLYURETHANE ARMS**

gaslift
gaslift with tilt/L

KGG103
KGG107

1049
1096

1084
1131

1143
1189

1257
1308

SOLO CON BASE APN-AL7

gas oscillante "knee tilt"/M

ONLY WITH APN-AL7 BASE

gaslift with "knee tilt"/M

KGG109

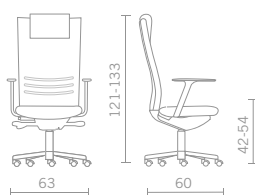
1154

1189

1248

1372

A richiesta soprabraccioli in poliuretano nero
On request w/black polyurethane top arms



**C/BRACCIOLI ALLUMINIO
IMBOTTITI**

gas
gas c/oscillante/L

**WITH ALUMINIUM
PADDED ARMS**

gaslift
gaslift with tilt/L

KGG123
KGG127

1084
1131

1119
1166

1178
1224

1295
1347

SOLO CON BASE APN-AL7

gas oscillante "knee tilt"/M

ONLY WITH APN-AL7 BASE

gaslift with "knee tilt"/M

KGG129

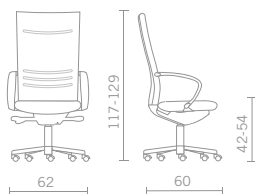
1189

1224

1283

1411

Schienale alto - High back



**C/BRACCIOLI
POLIURETANO NERO**

gas
gas c/oscillante/L

**W/BLACK
POLYURETHANE ARMS**

gaslift
gaslift with tilt/L

KGG133
KGG137

991
1038

1026
1073

1084
1131

1193
1244

SOLO CON BASE APN-AL7

gas oscillante "knee tilt"/M

ONLY WITH APN-AL7 BASE

gaslift with "knee tilt"/M

KGG139

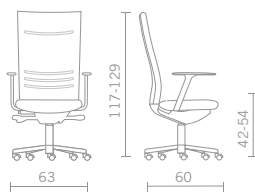
1096

1131

1189

1308

A richiesta soprabraccioli in poliuretano nero
On request w/black polyurethane top arms



**C/BRACCIOLI ALLUMINIO
IMBOTTITI**

gas
gas c/oscillante/L

**WITH ALUMINIUM
PADDED ARMS**

gaslift
gaslift with tilt/L

KGG153
KGG157

1026
1073

1061
1108

1119
1166

1231
1283

SOLO CON BASE APN-AL7

gas oscillante "knee tilt"/M

ONLY WITH APN-AL7 BASE

gaslift with "knee tilt"/M

KGG159

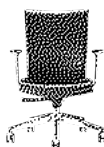
1131

1166

1224

1347

BASE (P. 4/5)	DA INDICARE NELL'ORDINE	TO SPECIFY IN THE ORDER	£
APS - APN	VERSIONE C/BASE NYLON NERA	VERSION WITH BLACK NYLON BASE	APS - APN+ =
APW - APG	VERSIONE C/BASE NYLON	VERSION WITH NYLON BASE	APW - APG+ 12
AL6 - AL7 - AL9 - ANN	VERSIONE C/BASE ALLUMINIO	VERSION WITH BASE IN ALUMINIUM	AL6 - AL7 - AL9 - ANN+ 38
AL5 - AWW	VERSIONE C/BASE ALLUMINIO	VERSION WITH BASE IN ALUMINIUM	AL5 - AWW+ 70
AL3	VERSIONE C/BASE ALLUMINIO	VERSION WITH BASE IN ALUMINIUM	AL3+ 93
AL4	4 RAZZE ALLUMINIO (c/piedini / no oscillante)	4 STAR BASE IN ALUMINIUM (with feet / no tilt)	AL4+ 70



Normativa Europea - European Standard EN1335

Solo a richiesta Omologazione Classe 11M c/sovrapprezzo +10% con tess.
Trevi cat. C

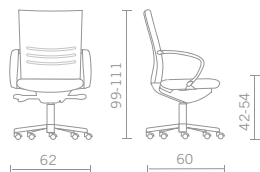
Fire resistance Italian homologation on request

Regolazione

Adjustment

COD. CODE	CAT. A	CAT. C	CAT. D	CAT. E
	£	£	£	£

Schienale basso - Low back



**C/BRACCIOLI
POLIURETANO NERO**

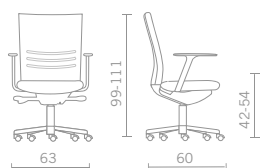
**W/BLACK
POLYURETHANE ARMS**

gas	gaslift	KGG163	933	968	1014	1116
gas c/oscillante/L	gaslift with tilt/L	KGG167	979	1014	1061	1167

SOLO CON BASE APN-AL7

ONLY WITH APN-AL7 BASE

gas oscillante "knee tilt"/M	gaslift with "knee tilt"/M	KGG169	1038	1073	1119	1231
------------------------------	----------------------------	--------	------	------	------	------



**C/BRACCIOLI ALLUMINIO
IMBOTTITI**

**WITH ALUMINIUM
PADDED ARMS**

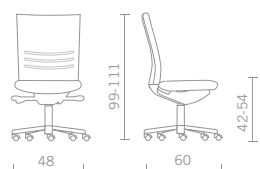
A richiesta soprabraccioli in poliuretano nero
On request w/black polyurethane top arms

gas	gaslift	KGG183	968	1003	1049	1154
gas c/oscillante/L	gaslift with tilt/L	KGG187	1014	1049	1096	1206

SOLO CON BASE APN-AL7

ONLY WITH APN-AL7 BASE

gas oscillante "knee tilt"/M	gaslift with "knee tilt"/M	KGG189	1073	1108	1154	1270
------------------------------	----------------------------	--------	------	------	------	------



S/BRACCIOLI

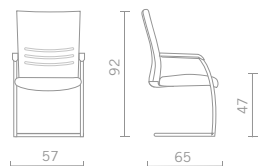
WITHOUT ARMS

gas	gaslift	KGG193	746	781	828	911
gas c/oscillante/L	gaslift with tilt/L	KGG197	793	828	875	962

SOLO CON BASE APN-AL7

ONLY WITH APN-AL7 BASE

gas oscillante "knee tilt"/M	gaslift with "knee tilt"/M	KGG199	851	886	933	1026
------------------------------	----------------------------	--------	-----	-----	-----	------



TELAIO SLITTA

SLED FRAME

Telaio nero AN =
Telaio vern. alu. AV =
Telaio cromato AC +£ 38

Black frame AN =
Alu painted frame AV =
Chromed frame AC +£ 38

c/sopra braccioli poliuret. neri	with black polyureth. top arms	KGG171	793	828	875	962
----------------------------------	--------------------------------	--------	-----	-----	-----	-----

BASE (P. 4/5)	DA INDICARE NELL'ORDINE	TO SPECIFY IN THE ORDER	£
APS - APN	VERSIONE C/BASE NYLON NERA	VERSION WITH BLACK NYLON BASE	APS - APN+ =
APW - APG	VERSIONE C/BASE NYLON	VERSION WITH NYLON BASE	APW - APG+ 12
AL6 - AL7 - AL9 - ANN	VERSIONE C/BASE ALLUMINIO	VERSION WITH BASE IN ALUMINIUM	AL6 - AL7 - AL9 - ANN+ 38
AL5 - AWW	VERSIONE C/BASE ALLUMINIO	VERSION WITH BASE IN ALUMINIUM	AL5 - AWW+ 70
AL3	VERSIONE C/BASE ALLUMINIO	VERSION WITH BASE IN ALUMINIUM	AL3+ 93
AL4	4 RAZZE ALLUMINIO (c/piedini / no oscillante)	4 STAR BASE IN ALUMINIUM (with feet / no tilt)	AL4+ 70

KIMERA

Imbottitura "liscia"
"Flat" pad

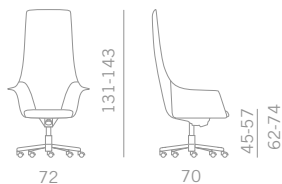


Solo a richiesta Omologazione Classe 11M c/sovrapprezzo +10% con tess.
Trevi cat. C - Fire resistance Italian homologation on request
A richiesta normativa europea EN 1335
European Standard EN1335 on request

Regolazione

Adjustment

Schienale alto - High back



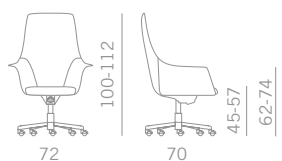
gas	gaslift	KME103	1038	1096	1178	1295
gas c/oscillante/L	gaslift with tilt/L	KME107	1084	1143	1224	1347

SOLO CON BASE APN-AL7

ONLY WITH APN-AL7 BASE

gas oscillante "knee tilt"/M	gaslift with "knee tilt"/M	KME109	1143	1201	1283	1411
------------------------------	----------------------------	--------	------	------	------	------

Schienale medio - Medium back



gas	gaslift	KME113	991	1038	1108	1218
gas c/oscillante/L	gaslift with tilt/L	KME117	1038	1084	1154	1270

SOLO CON BASE APN-AL7

ONLY WITH APN-AL7 BASE

gas oscillante "knee tilt"/M	gaslift with "knee tilt"/M	KME119	1096	1143	1213	1334
------------------------------	----------------------------	--------	------	------	------	------

KIMERA (RHOMBOIDAL)

Imbottitura "romboidale"
"Rhomboidal" pad

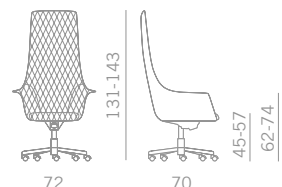


Solo a richiesta Omologazione Classe 11M c/sovrapprezzo +10% con tess.
Trevi cat. C - Fire resistance Italian homologation on request
A richiesta normativa europea EN 1335
European Standard EN1335 on request

Regolazione

Adjustment

Schienale alto - High back



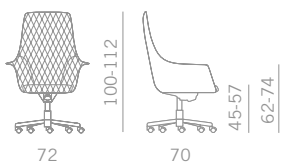
gas	gaslift	KME03R	1154	1213	1294	1424
gas c/oscillante/L	gaslift with tilt/L	KME07R	1201	1259	1341	1475

SOLO CON BASE APN-AL7

ONLY WITH APN-AL7 BASE

gas oscillante "knee tilt"/M	gaslift with "knee tilt"/M	KME09R	1259	1318	1399	1539
------------------------------	----------------------------	--------	------	------	------	------

Schienale medio - Medium back



gas	gaslift	KME13R	1108	1154	1224	1347
gas c/oscillante/L	gaslift with tilt/L	KME17R	1154	1201	1271	1398

SOLO CON BASE APN-AL7

ONLY WITH APN-AL7 BASE

gas oscillante "knee tilt"/M	gaslift with "knee tilt"/M	KME19R	1213	1259	1329	1462
------------------------------	----------------------------	--------	------	------	------	------

BASE (P. 4/5)	DA INDICARE NELL'ORDINE	TO SPECIFY IN THE ORDER	£
APS - APN	VERSIONE C/BASE NYLON NERA	VERSION WITH BLACK NYLON BASE	APS - APN+ =
APW - APG	VERSIONE C/BASE NYLON	VERSION WITH NYLON BASE	APW - APG+ 12
AL6 - AL7 - AL9 - ANN	VERSIONE C/BASE ALLUMINIO	VERSION WITH BASE IN ALUMINIUM	AL6 - AL7 - AL9 - ANN+ 38
AL5 - AWW	VERSIONE C/BASE ALLUMINIO	VERSION WITH BASE IN ALUMINIUM	AL5 - AWW+ 70
AL3	VERSIONE C/BASE ALLUMINIO	VERSION WITH BASE IN ALUMINIUM	AL3+ 93
AL4	4 RAZZE ALLUMINIO (c/piedini / no oscillante)	4 STAR BASE IN ALUMINIUM (with feet / no tilt)	AL4+ 70

KLIVIA

Versione liscia senza cuciture LS
Flat without stitching version LS



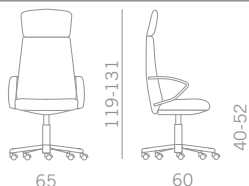
Normativa Europea - European Standard EN1335
Solo a richiesta Omologazione Classe 1IM c/sovrapprezzo +10% con tess.
Planet cat. A
Fire resistance Italian homologation on request

Regolazione

Adjustment

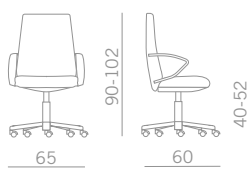
COD. CODE	CAT. A	CAT. C	CAT. D	CAT. E
	£	£	£	£

Schienale alto - High back



gas c/sincron autoregolante	gaslift w/self-weighing synchron	KLV18LS	1516	1574	1644	1808
-----------------------------	----------------------------------	---------	------	------	------	------

Schienale medio - Medium back



gas c/sincron autoregolante	gaslift w/self-weighing synchron	KLV28LS	1353	1399	1458	1603
-----------------------------	----------------------------------	---------	------	------	------	------

KLIVIA

Versione con cuciture lineari LN
With linear stitching LN



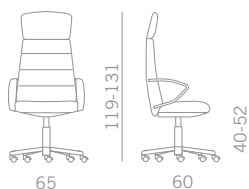
Normativa Europea - European Standard EN1335
Solo a richiesta Omologazione Classe 1IM c/sovrapprezzo +10% con tess.
Planet cat. A
Fire resistance Italian homologation on request

Regolazione

Adjustment

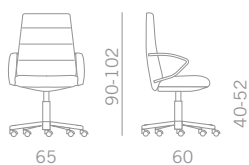
COD. CODE	CAT. A	CAT. C	CAT. D	CAT. E
	£	£	£	£

Schienale alto - High back



gas c/sincron autoregolante	gaslift w/self-weighing synchron	KLV58LN	1574	1632	1702	1873
-----------------------------	----------------------------------	---------	------	------	------	------

Schienale medio - Medium back

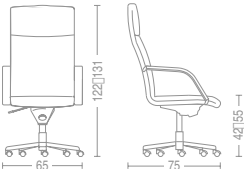
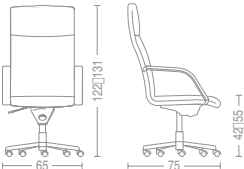
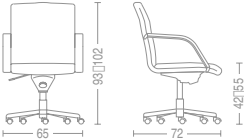
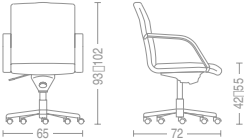
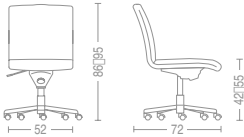
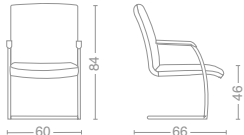


gas c/sincron autoregolante	gaslift w/self-weighing synchron	KLV68LN	1411	1458	1516	1667
-----------------------------	----------------------------------	---------	------	------	------	------

BASE (P. 4/5)	DA INDICARE NELL'ORDINE	TO SPECIFY IN THE ORDER	£
APS	VERSIONE C/BASE NYLON NERA	VERSION WITH BLACK NYLON BASE	APS+ =
APW - APG	VERSIONE C/BASE NYLON	VERSION WITH NYLON BASE	APW - APG+ 12
AL6 - AL7 - AL9 - ANN	VERSIONE C/BASE ALLUMINIO	VERSION WITH BASE IN ALUMINIUM	AL6 - AL7 - AL9 - ANN+ 38
AL5 - AWW	VERSIONE C/BASE ALLUMINIO	VERSION WITH BASE IN ALUMINIUM	AL5 - AWW+ 70
AL3	VERSIONE C/BASE ALLUMINIO	VERSION WITH BASE IN ALUMINIUM	AL3+ 93
AL4	4 RAZZE ALLUMINIO (c/piedini / no oscillante)	4 STAR BASE IN ALUMINIUM (with feet / no tilt)	AL4+ 70

KLASSIC



Regolazione		Adjustment		COD. CODE	CAT. A	CAT. C	CAT. D	CAT. E
					£	£	£	£
Schienale alto - High back								
	C/BRACCIOLI CROMATI IMBOTTITI	WITH PADDED CHROMED TOP ARMS						
	gas c/oscillante/L	gaslift with tilt/L		7007BC	968	1014	1096	1206
	SOLO CON BASE APN-AL7	ONLY WITH APN-AL7 BASE						
	gas oscillante "knee tilt"/M	gaslift with "knee tilt"/M		7009BC	1026	1073	1154	1270
Schienale basso - Low back								
	C/BRACCIOLI CROMATI IMBOTTITI	WITH PADDED CHROMED TOP ARMS						
	gas	gaslift		7013BC	828	863	944	1039
	gas c/oscillante/L	gaslift with tilt/L		7017BC	875	909	991	1090
		S/BRACCIOLI	WITHOUT ARMS					
gas		gaslift		7043	583	618	700	770
	TELAIO SLITTA	SLED FRAME						
	c/sopra braccioli poliuret. neri	with black polyureth. top arms		7072	583	618	700	770
					Telaio nero AN = Black frame AN = Telaio vern. alu. AV = Alu painted frame AV = Telaio cromato AC + £ 38 Chromed frame AC + £ 38			

BASE (P. 4/5)	DA INDICARE NELL'ORDINE	TO SPECIFY IN THE ORDER	£
APS - APN	VERSIONE C/BASE NYLON NERA	VERSION WITH BLACK NYLON BASE APS - APN+	=
APW - APG	VERSIONE C/BASE NYLON	VERSION WITH NYLON BASE APW - APG+	12
AL6 - AL7 - AL9 - ANN	VERSIONE C/BASE ALLUMINIO	VERSION WITH BASE IN ALUMINIUM AL6 - AL7 - AL9 - ANN+	38
AL5 - AWW	VERSIONE C/BASE ALLUMINIO	VERSION WITH BASE IN ALUMINIUM AL5 - AWW+	70
AL3	VERSIONE C/BASE ALLUMINIO	VERSION WITH BASE IN ALUMINIUM AL3+	93
AL4	4 RAZZE ALLUMINIO (c/piedini / no oscillante)	4 STAR BASE IN ALUMINIUM (with feet / no tilt) AL4+	70



Solo a richiesta Omologazione Classe 11M c/sovraprezzo +10% con tess.

Planet cat. A Trevi cat. C

Fire resistance Italian homologation on request

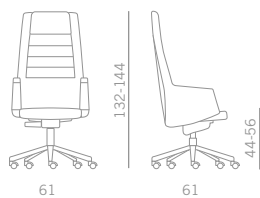
A richiesta normativa europea EN 1335 - Tipo 'C'

European Standard EN1335-C on request

Regolazione

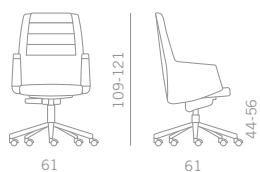
Adjustment

Schienale alto - High backrest



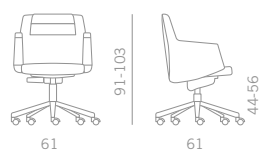
gas	gaslift	KLA103	1108	1154	1224	1347
gas sincron/E	gaslift sincron/E	KLA105	1154	1201	1271	1398

Schienale medio - Medium backrest



gas	gaslift	KLA113	1003	1049	1119	1231
gas sincron/E	gaslift sincron/E	KLA115	1049	1096	1166	1283

Schienale basso - Low backrest



gas	gaslift	KLA123	933	968	1026	1129
gas sincron/E	gaslift sincron/E	KLA125	979	1014	1073	1180

BASE (P. 4/5)	DA INDICARE NELL'ORDINE	TO SPECIFY IN THE ORDER	£
APS	VERSIONE C/BASE NYLON NERA	VERSION WITH BLACK NYLON BASE	APS+ =
APW - APG	VERSIONE C/BASE NYLON	VERSION WITH NYLON BASE	APW - APG+ 12
AL6 - AL7 - AL9 - ANN	VERSIONE C/BASE ALLUMINIO	VERSION WITH BASE IN ALUMINIUM	AL6 - AL7 - AL9 - ANN+ 38
AL5 - AWW	VERSIONE C/BASE ALLUMINIO	VERSION WITH BASE IN ALUMINIUM	AL5 - AWW+ 70
AL3	VERSIONE C/BASE ALLUMINIO	VERSION WITH BASE IN ALUMINIUM	AL3+ 93
AL4	4 RAZZE ALLUMINIO (c/piedini / no oscillante)	4 STAR BASE IN ALUMINIUM (with feet / no tilt)	AL4+ 70

04 Armchairs and sofas

Poltrone e divani

Fauteuils et canapes

Polstergruppen

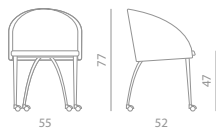
Butacas y sofas

KAMEO (CHAIR - SWIVEL - SOFA)



Solo a richiesta Omologazione al fuoco - Classe 11M c/sovrapprezzo +10% con tess.
Trevi cat. C - Fire resistance Italian homologation on request

COD. CODE	CAT. A	CAT. C	CAT. D	CAT. E
	£	£	£	£



MONOCOLORE

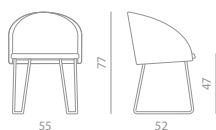
ONE COLOUR

telaio cromato con ruote	chromed frame with castors	KAE88M	578	601	648	712
telaio cromato con piedini	chromed frame with feet	KAE08M	566	589	636	700

BICOLORE

TWO COLOURS

telaio cromato con ruote	chromed frame with castors	KAE88B	613	636	683	751
telaio cromato con piedini	chromed frame with feet	KAE08B	601	624	671	738



MONOCOLORE

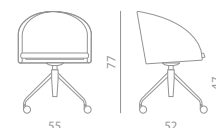
ONE COLOUR

c/telaio slitta v. nero	w/black painted sled frame	KAE07MAN	548	571	618	680
c/telaio slitta v. bianco	w/white painted sled frame	KAE07MAB	548	571	618	680
c/telaio slitta cromato	w/chromed sled frame	KAE07MAC	561	584	631	694

BICOLORE

TWO COLOURS

c/telaio slitta v. nero	w/black painted sled frame	KAE07BAN	583	606	653	718
c/telaio slitta v. bianco	w/white painted sled frame	KAE07BAB	583	606	653	718
c/telaio slitta cromato	w/chromed sled frame	KAE07BAC	596	619	666	732



MONOCOLORE GIREVOLE 4 PIEDI

ONE COLOUR SWIVEL 4 LEGS

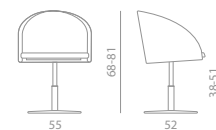
KAMEO/AV TELAIO VERNICIATO ALLUMINIO/ALU. PAINTED FRAME AV £=
KAMEO/AN TELAIO VERNICIATO NERO/BLACK PAINTED FRAME AN £=
KAMEO/ACC TELAIO CROMATO/CHROMED FRAME ACC +£ 14

gas con ruote	gaslift with castors	KAE04M	746	770	816	898
---------------	----------------------	--------	-----	-----	-----	-----

BICOLORE GIREVOLE 4 PIEDI

TWO COLOURS SWIVEL 4 LEGS

gas con ruote	gaslift with castors	KAE04B	781	805	851	936
---------------	----------------------	--------	-----	-----	-----	-----



MONOCOLORE GIREVOLE

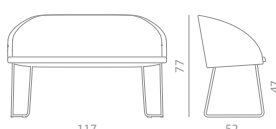
ONE COLOUR SWIVEL

gas base cromata	gaslift chromed base	KAE09M	671	694	741	815
------------------	----------------------	--------	-----	-----	-----	-----

BICOLORE GIREVOLE

TWO COLOURS SWIVEL

gas base cromata	gaslift chromed base	KAE09B	706	729	776	854
------------------	----------------------	--------	-----	-----	-----	-----



MONOCOLORE

ONE COLOUR

c/telaio slitta v. nero	w/black painted sled frame	KAE10MAN	886	933	1014	1116
c/telaio slitta v. bianco	w/white painted sled frame	KAE10MAB	886	933	1014	1116
c/telaio slitta cromato	w/chromed sled frame	KAE10MAC	911	957	1039	1143

BICOLORE

TWO COLOURS

c/telaio slitta v. nero	w/black painted sled frame	KAE10BAN	956	1026	1119	1231
c/telaio slitta v. bianco	w/white painted sled frame	KAE10BAB	956	1026	1119	1231
c/telaio slitta cromato	w/chromed sled frame	KAE10BAC	981	1050	1144	1258

NOTE:

BICOLORE - TWO COLOURS

Il primo codice identifica il sedile e la parte interna dello schienale. Il secondo codice identifica la parte esterna dello schienale
The first code refers to the seat and to the inner part of the backrest. The second code refers to the external part of the backrest



Normativa Europea - European Standard EN1728 EN1022
Solo a richiesta Omologazione Classe 11M c/sovrapprezzo +10% con tess. Planet cat. A e Trevi cat. C
Fire resistance Italian homologation on request

COD. CODE	CAT. A	CAT. C	CAT. D	CAT. E
	£	£	£	£

	C/PIEDINI	WITH feet					
	telaio 4 gambe ver. all.	4 legs alu. painted frame	KRB08	630	653	700	770
	*C/RUOTE	WITH castors					
	telaio 4 gambe ver. all.	4 legs alu. painted frame	KRB07	641	665	711	782
	GIREVOLE	SWIVEL					
	base piramidale alluminio	alu. pyramidal base	KRB09AL	746	770	816	898
	GIREVOLE	SWIVEL					
	base piramidale nylon nero	pyramidal black nylon base	KRB09AN	653	676	723	795
	base piramidale nylon bianco	pyramidal white nylon base	KRB09AB	653	676	723	795
	telaio legno acero	maple wood frame	KRB1LE	735	758	805	885
	telaio slitta	sled frame	KRB02	641	665	711	782
	GIREVOLE	SWIVEL					
	gas	gaslift	KRB03	606	630	676	744

KRIBIO/AV TELAIO VERNICIATO ALLUMINIO/ALU. PAINTED FRAME AV £=
KRIBIO/AN TELAIO VERNICIATO NERO/BLACK PAINTED FRAME AN £=
KRIBIO/ACC TELAIO CROMATO/CHROMED FRAME ACC +£ 14

NOTE: **BICOLORE - TWO COLOURS**
Il primo codice identifica le parti interne della poltrona. Il secondo codice identifica le parti laterali.
The first code refers to the inner parts of the chair. The second code refers to the outer parts.

£

+58

BASE (P. 4/5)	DA INDICARE NELL'ORDINE	TO SPECIFY IN THE ORDER	£
APS	VERSIONE C/BASE NYLON NERA	VERSION WITH BLACK NYLON BASE	APS+ =
APW - APG	VERSIONE C/BASE NYLON	VERSION WITH NYLON BASE	APW - APG+ 12
AL6 - AL7 - AL9 - ANN	VERSIONE C/BASE ALLUMINIO	VERSION WITH BASE IN ALUMINIUM	AL6 - AL7 - AL9 - ANN+ 38
AL5 - AWW	VERSIONE C/BASE ALLUMINIO	VERSION WITH BASE IN ALUMINIUM	AL5 - AWW+ 70
AL3	VERSIONE C/BASE ALLUMINIO	VERSION WITH BASE IN ALUMINIUM	AL3+ 93
AL4	4 RAZZE ALLUMINIO (c/piedini / no oscillante)	4 STAR BASE IN ALUMINIUM (with feet / no tilt)	AL4+ 70



Schienale flessibile
Flexible backrest



Normativa Europea - European Standard EN16139


Solo a richiesta Omologazione Classe 11M c/sovrapprezzo +10% con tess. Planet cat. A

Fire resistance Italian homologation on request

COD. CODE	CAT. A	CAT. C	CAT. D	CAT. E
	£	£	£	£

		TELAIO SLITTA	SLED FRAME	KUA2	723	770	828	911
					KUAD/AV	TELAIO VERN. ALL. / ALU. PAINTED FRAME		AV £=
					KUAD/AN	TELAIO VERN. NERO / BLACK PAINTED FRAME		AN £=
					KUAD/ACC	TELAIO CROMATO / CHROMED FRAME		ACC +£ 14



		C/TELAIO LEGNO ACERO	W/MAPLE WOOD FRAME	KUA3LE	828	875	933	1026
---	---	-----------------------------	---------------------------	---------------	------------	------------	------------	-------------

		GIREVOLE 4 PIEDI	SWIVEL W/4 LEGS	KUA4	735	781	840	923
					KUAD/AB	TELAIO VERN. BIANCO / WHITE PAINTED FRAME		AB £=
					KUAD/AN	TELAIO VERN. NERO / BLACK PAINTED FRAME		AN £=
					KUAD/ACC	TELAIO CROMATO / CHROMED FRAME		ACC +£ 14

		GIREVOLE 4 PIEDI CON RUOTE	SWIVEL 4 LEGS W/CASTORS	RKUA4	758	805	863	949
					KUAD/AB	TELAIO VERN. BIANCO / WHITE PAINTED FRAME		AB £=
					KUAD/AN	TELAIO VERN. NERO / BLACK PAINTED FRAME		AN £=
					KUAD/ACC	TELAIO CROMATO / CHROMED FRAME		ACC +£ 14

		GIREVOLE 4 PIEDI CON RUOTE	SWIVEL 4 LEGS W/CASTORS	GRKUA4	816	863	921	1013
					gas	gaslift		
					KUAD/AB	TELAIO VERN. BIANCO / WHITE PAINTED FRAME		AB £=
					KUAD/AN	TELAIO VERN. NERO / BLACK PAINTED FRAME		AN £=
					KUAD/ACC	TELAIO CROMATO / CHROMED FRAME		ACC +£ 14

		GIREVOLE	SWIVEL	KUA9AL	828	875	933	1026
					base piramidale alluminio	alu. pyramidal base		

<i>GIREVOLE</i>	<i>SWIVEL</i>					
base piramidale nylon nero	pyramidal black nylon base	KUA9AN	735	781	840	923
base piramidale nylon bianco	pyramidal white nylon base	KUA9AB	735	781	840	923

		GIREVOLE	SWIVEL	KUA5	688	735	793	872
					gas	gaslift		

BASE (P. 4/5)	DA INDICARE NELL'ORDINE	TO SPECIFY IN THE ORDER	£
APS	VERSIONE C/BASE NYLON NERA	VERSION WITH BLACK NYLON BASE	APS+ =
APW - APG	VERSIONE C/BASE NYLON	VERSION WITH NYLON BASE	APW - APG+ 12
AL6 - AL7 - AL9 - ANN	VERSIONE C/BASE ALLUMINIO	VERSION WITH BASE IN ALUMINIUM	AL6 - AL7 - AL9 - ANN+ 38
AL5 - AWW	VERSIONE C/BASE ALLUMINIO	VERSION WITH BASE IN ALUMINIUM	AL5 - AWW+ 70
AL3	VERSIONE C/BASE ALLUMINIO	VERSION WITH BASE IN ALUMINIUM	AL3+ 93
AL4	4 RAZZE ALLUMINIO (c/piedini / no oscillante)	4 STAR BASE IN ALUMINIUM (with feet / no tilt)	AL4+ 70

KUAD PLUS



Schienale flessibile
Flexible backrest



Normativa Europea - European Standard EN16139

Solo a richiesta Omologazione Classe 11M c/sovrapprezzo +10% con tess. Planet cat. A

Fire resistance Italian homologation on request

COD. CODE	CAT. A	CAT. C	CAT. D	CAT. E
	£	£	£	£

 66 79 57 46	TELAIO SLITTA <i>SLED FRAME</i>	KUA2PS	828	875	933	1026

KUAD/AV TELAIO VERN. ALL. / ALU. PAINTED FRAME **AV £=**
KUAD/AN TELAIO VERN. NERO / BLACK PAINTED FRAME **AN £=**
KUAD/ACC TELAIO CROMATO / CHROMED FRAME **ACC +£ 14**

 66 77 58 46	C/TELAIO LEGNO ACERO <i>W/MAPLE</i> <i>WOOD FRAME</i>	KUA3LEPS	933	979	1038	1142

 66 82 56 49	GIREVOLE 4 PIEDI <i>SWIVEL W/4 LEGS</i>	KUA4PS	840	886	944	1039

KUAD/AB TELAIO VERN. BIANCO / WHITE PAINTED FRAME **AB £=**
KUAD/AN TELAIO VERN. NERO / BLACK PAINTED FRAME **AN £=**
KUAD/ACC TELAIO CROMATO / CHROMED FRAME **ACC +£ 14**

 66 82 56 49	GIREVOLE 4 PIEDI CON RUOTE <i>SWIVEL 4 LEGS</i> <i>W/CASTORS</i>	RKUA4PS	863	909	968	1065

KUAD/AB TELAIO VERN. BIANCO / WHITE PAINTED FRAME **AB £=**
KUAD/AN TELAIO VERN. NERO / BLACK PAINTED FRAME **AN £=**
KUAD/ACC TELAIO CROMATO / CHROMED FRAME **ACC +£ 14**

 66 80-92 56 47-59	GIREVOLE 4 PIEDI CON RUOTE <i>SWIVEL 4 LEGS</i> <i>W/CASTORS</i>	GRKUA4PS	921	968	1026	1129

KUAD/AB TELAIO VERN. BIANCO / WHITE PAINTED FRAME **AB £=**
KUAD/AN TELAIO VERN. NERO / BLACK PAINTED FRAME **AN £=**
KUAD/ACC TELAIO CROMATO / CHROMED FRAME **ACC +£ 14**

 66 81 56 48	GIREVOLE <i>SWIVEL</i>	KUA9PSAL	933	979	1038	1142

base piramidale alluminio alu. pyramidal base

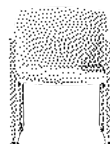
 66 81 56 48	GIREVOLE <i>SWIVEL</i>	KUA9PSAN	840	886	944	1039

base piramidale
nylon nero
pyramidal black
nylon base
base piramidale
nylon bianco
pyramidal white
nylon base

 66 74-86 56 41-53	GIREVOLE <i>SWIVEL</i>	KUA5PS	793	840	898	988

gas gaslift

BASE (P. 4/5)	DA INDICARE NELL'ORDINE	TO SPECIFY IN THE ORDER	£
APS	VERSIONE C/BASE NYLON NERA	VERSION WITH BLACK NYLON BASE	APS+ =
APW - APG	VERSIONE C/BASE NYLON	VERSION WITH NYLON BASE	APW - APG+ 12
AL6 - AL7 - AL9 - ANN	VERSIONE C/BASE ALLUMINIO	VERSION WITH BASE IN ALUMINIUM	AL6 - AL7 - AL9 - ANN+ 38
AL5 - AWW	VERSIONE C/BASE ALLUMINIO	VERSION WITH BASE IN ALUMINIUM	AL5 - AWW+ 70
AL3	VERSIONE C/BASE ALLUMINIO	VERSION WITH BASE IN ALUMINIUM	AL3+ 93
AL4	4 RAZZE ALLUMINIO (c/piedini / no oscillante)	4 STAR BASE IN ALUMINIUM (with feet / no tilt)	AL4+ 70

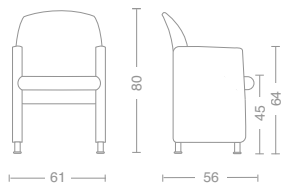


Normativa Europea - European Standard EN1728 EN13761 EN1022
Test assorbimento acustico - Acoustic absorption test UNI EN ISO 354
Solo a richiesta omologazione Classe 1IM c/sovrapprezzo +10% con tess. Planet
cat. A Trevi cat. C - Fire resistance Italian homologation on request

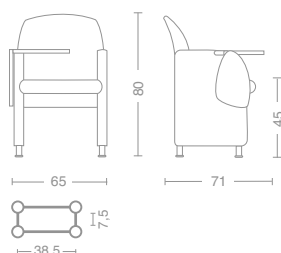
COD. CODE	CAT. A	CAT. C	CAT. D	CAT. E
	£	£	£	£

Con fianchi fissi - With fixed side arms

CON FIANCHI FISSI WITH FIXED SIDE ARMS



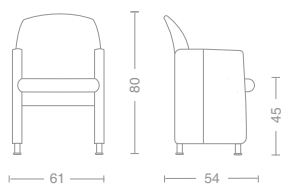
c/4 piedini	with 4 feet	KLP30	735	781	851	936
c/4 ruote	with 4 castors	KLP31	735	781	851	936
c/2 ruote + 2 piedini	with 2 castors + 2 feet	KLP32	735	781	851	936
AGGANCIO PER VERSIONI FISSE (solo con piedini)	LINKING DEVICE FOR FIXED VERSIONS (only with feet)	KLP05	93			



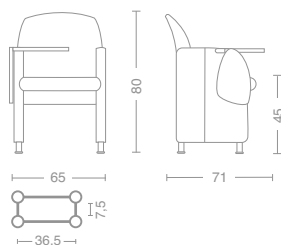
C/TAVOLETTA ANTIPANICO	WITH ANTIPANIC WRITING TABLET					
c/4 piedini	with 4 feet	KLP40	840	886	956	1052
c/4 ruote	with 4 castors	KLP41	840	886	956	1052
c/2 ruote + 2 piedini	with 2 castors + 2 feet	KLP42	840	886	956	1052
AGGANCIO PER VERSIONI FISSE CON TAVOLETTA (solo con piedini)	LINKING DEVICE FOR WRITING TABLET FIXED VERSIONS (only with feet)	KLP06	93			

Con fianchi pieghevoli - With pliable side arms

CON FIANCHI PIEGHEVOLI WITH PLIABLE SIDE ARMS



c/4 piedini	with 4 feet	KLP10	1049	1096	1166	—
c/ruote	with castors	KLP11	1049	1096	1166	—
c/2 ruote + 2 piedini	with 2 castors + 2 feet	KLP12	1049	1096	1166	—
AGGANCIO PER VERSIONI PIEGHEVOLI (solo con piedini)	LINKING DEVICE FOR PIABLE VERSIONS (only with feet)	KLP07	93			



C/TAVOLETTA ANTIPANICO	WITH ANTIPANIC WRITING TABLET					
c/4 piedini	with 4 feet	KLP20	1154	1201	1271	—
c/ruote	with castors	KLP21	1154	1201	1271	—
c/2 ruote + 2 piedini	with 2 castors + 2 feet	KLP22	1154	1201	1271	—
AGGANCIO PER VERSIONI PIEGHEVOLI CON TAVOLETTA (solo con piedini)	LINKING DEVICE FOR WRITING TABLET PLIABLE VERSIONS (only with feet)	KLP08	93			

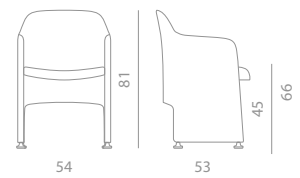
KEY MEET



Normativa Europea - European Standard EN16139
Solo a richiesta omologazione Classe 1IM c/sovrapprezzo +10%
con tess. Planet cat. A - Fire resistance Italian homologation on request

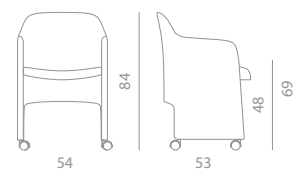
COD. CODE	CAT. A	CAT. C	CAT. D	CAT. E
	£	£	£	£

Con fianchi fissi - With fixed side arms

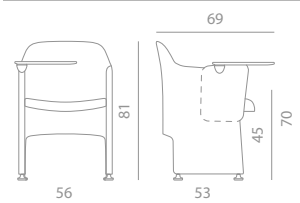


CON FIANCHI FISSI
WITH FIXED SIDE ARMS

c/4 piedini	with 4 feet	KYM30	770	823	881	969
-------------	-------------	-------	-----	-----	-----	-----



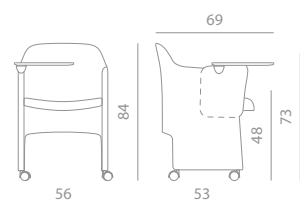
c/4 ruote	with 4 castors	KYM34	781	834	893	982
-----------	----------------	-------	-----	-----	-----	-----



**C/TAVOLETTA
ANTIPANICO**

**WITH ANTIPANIC
WRITING TABLET**

c/4 piedini	with 4 feet	KYM40	933	986	1044	1149
-------------	-------------	-------	-----	-----	------	------

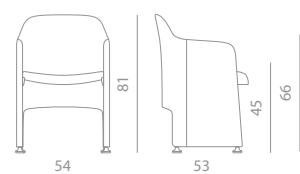


**C/TAVOLETTA
ANTIPANICO**

**WITH ANTIPANIC
WRITING TABLET**

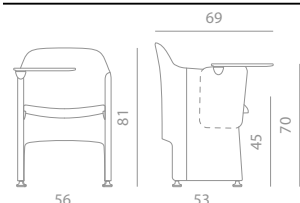
c/4 ruote	with 4 castors	KYM44	944	997	1056	1161
-----------	----------------	-------	-----	-----	------	------

Con fianchi pieghevoli - With pliable side arms



CON FIANCHI PIEGHEVOLI
WITH PLIABLE SIDE ARMS

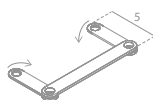
c/4 piedini	with 4 feet	KYM50	1166	1236	1306	-
-------------	-------------	-------	------	------	------	---



**C/TAVOLETTA
ANTIPANICO**

**WITH ANTIPANIC
WRITING TABLET**

c/4 piedini	with 4 feet	KYM60	1329	1399	1469	-
-------------	-------------	-------	------	------	------	---



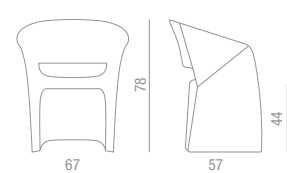
aggancio	linking device	KYM77	117			
----------	----------------	-------	-----	--	--	--

KUARK



Normativa europea EN16139 livello 1
European Standard EN16139-1

Solo a richiesta Omologazione Classe 1IM versione c/cuscino removibile con rivestimento Planet cat. A - Fire resistance Italian homologation on request



POZZETTO

bianco
azzurro
terracotta
senape
bourdeaux
lava

TUB CHAIR

white
light blue
terracotta
mustard
burgundy
lava

COD.
CODE

£

Polietilene - Polyethylene

455

CAT.
A

CAT.
C

CAT.
D

CAT.
E

£

£

£

£



CUSCINO REMOVIBILE E SFODERABILE

DETACHABLE AND REMOVABLE CUSHION

KUK2SD

140

152

175

-

KUADRELLA



Solo a richiesta Omologazione Classe 1IM c/sovrapprezzo +10% con tess.
Planet cat. A Trevi cat. C - Fire resistance Italian homologation on request

COD.
CODE

CAT.
A

CAT.
C

CAT.
D

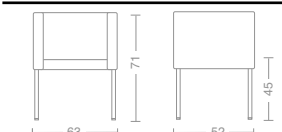
CAT.
E

£

£

£

£



c/piedini

with feet

KUD20

700

746

816

898

c/ruote

with castors

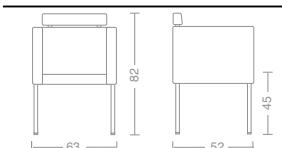
KUD21

711

758

828

911



C/SCHIENALINO

WITH SMALL BACKREST

c/piedini

with feet

KUD40

816

863

933

1026

c/ruote

with castors

KUD41

828

875

944

1039



COPPIA AGGANCI

LINKING DEVICES

(per versioni con piedini)

(for versions with feet)

KUD25

70

KOSA

Schienale con cuciture - Backrest with stitching



Solo a richiesta Omologazione al fuoco - Classe 1IM c/sovrapprezzo +10% con tess.
Planet cat. A e Trevi cat. C - Fire resistance Italian homologation on request

COD.
CODE

CAT.
A

CAT.
C

CAT.
D

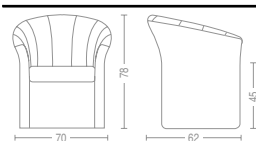
CAT.
E

£

£

£

£



MONOCOLORE

ONE COLOUR

con piedini

with feet

KOS1MCC

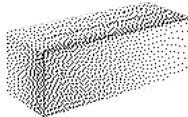
641

676


746

821



KUBOX



Solo a richiesta Omologazione al fuoco - Classe 1IM c/sovrapprezzo +10% con tess. Trevi cat. C + Planet cat. A
Fire resistance Italian homologation on request

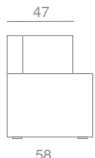

		COD. CODE	CAT. A	CAT. C	CAT. D	CAT. E
			£	£	£	£
						

KENION



MONOCOLORE / ONE COLOR BICOLORE / TWO COLOURS

Solo a richiesta Omologazione al fuoco - Classe 1IM c/sovrapprezzo +10% con tess. Planet cat. A
Fire resistance Italian homologation on request

<i>MONOCOLORE / ONE COLOR</i>		<i>BICOLORE / TWO COLOURS</i>	COD. CODE	CAT. A	CAT. C	CAT. D	CAT. E
				£	£	£	£
							
monocolore	one color	KEN01M	676	711	781	859	
bicolore	two colours	KEN02B	711	746	816	898	

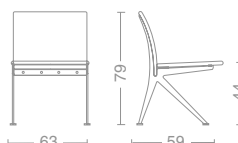
NOTE: BICOLORE - TWO COLOURS
 Il primo codice identifica il sedile e lo schienale. Il secondo codice identifica tutte le parti laterali della poltrona.
 The first code refers to seat and backrest. The second code refers to all the external side parts of the armchair.

KABRIO




Solo a richiesta Omologazione al fuoco - Classe 1IM c/sovrapprezzo +10% con tess. Trevi cat. C
Fire resistance Italian homologation on request

COD. CODE		CAT. A	CAT. C	CAT. D	CAT. E
		£	£	£	£

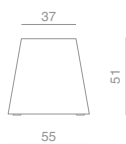
	c/telaio verniciato alluminio	with aluminium painted frame	KBR01	758	781	828	911
--	-------------------------------	------------------------------	-------	-----	-----	-----	-----

KENSHO (POUF)



Solo a richiesta Omologazione al fuoco - Classe 11M c/sovrapprezzo +10% con tess. Planet cat. A - Fire resistance Italian homologation on request

COD. CODE	CAT. A	CAT. C	CAT. D	CAT. E
	£	£	£	£



MONOCOLORE

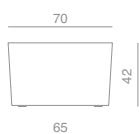
ONE COLOR

sedile-pouf con ruote	seat-pouf with castors	KSH2MR	443	466	501	552
sedile-pouf con piedini	seat-pouf with feet	KSH2MP	438	461	496	546

BICOLORE

TWO COLOURS

sedile-pouf con ruote	seat-pouf with castors	KSH2BR	490	513	560	616
sedile-pouf con piedini	seat-pouf with feet	KSH2BP	484	508	554	610



MONOCOLORE

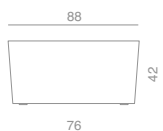
ONE COLOR

sedile-pouf con ruote	seat-pouf with castors	KSH3MR	595	630	676	744
sedile-pouf con piedini	seat-pouf with feet	KSH3MP	589	624	671	738

BICOLORE

TWO COLOURS

sedile-pouf con ruote	seat-pouf with castors	KSH3BR	653	700	758	834
sedile-pouf con piedini	seat-pouf with feet	KSH3BP	648	694	753	828



MONOCOLORE

ONE COLOR

sedile-pouf con ruote	seat-pouf with castors	KSH4MR	653	688	735	808
sedile-pouf con piedini	seat-pouf with feet	KSH4MP	648	683	729	802

BICOLORE

TWO COLOURS

sedile-pouf con ruote	seat-pouf with castors	KSH4BR	711	758	828	911
sedile-pouf con piedini	seat-pouf with feet	KSH4BP	706	753	823	905

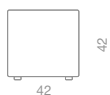
NOTE: BICOLORE - TWO COLOURS
Il primo codice identifica il sedile. Il secondo codice identifica la parte laterale.
The first code refers to the seat. The second code refers the lateral part.

KROFF



Solo a richiesta Omologazione al fuoco - Classe 11M c/sovrapprezzo +10% con tess. Planet cat. A - Fire resistance Italian homologation on request

COD. CODE	CAT. A	CAT. C	CAT. D	CAT. E
	£	£	£	£



MONOCOLORE

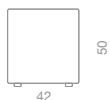
ONE COLOR

sedile-pouf con piedini	seat-pouf with feet	KFF04M	373	396	420	462
-------------------------	---------------------	--------	-----	-----	-----	-----

BICOLORE

TWO COLOURS

sedile-pouf con piedini	seat-pouf with feet	KFF04B	408	431	455	500
-------------------------	---------------------	--------	-----	-----	-----	-----



MONOCOLORE


ONE COLOR

sedile-pouf con piedini	seat-pouf with feet	KFF14M	396	420	443	487
-------------------------	---------------------	--------	-----	-----	-----	-----

BICOLORE

TWO COLOURS

sedile-pouf con piedini	seat-pouf with feet	KFF14B	431	455	478	526
-------------------------	---------------------	--------	-----	-----	-----	-----



MONOCOLORE

ONE COLOR

sedile-pouf con ruote	seat-pouf with castors	KFF20M	595	630	676	744
sedile-pouf con piedini	seat-pouf with feet	KFF24M	589	624	671	738

BICOLORE

TWO COLOURS

sedile-pouf con ruote	seat-pouf with castors	KFF20B	636	671	718	789
sedile-pouf con piedini	seat-pouf with feet	KFF24B	630	665	711	782


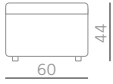
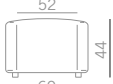



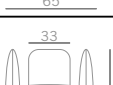
NOTE: BICOLORE - TWO COLOURS
Il primo codice identifica il sedile. Il secondo codice identifica la parte laterale.
The first code refers to the seat. The second code refers the lateral part.

K2

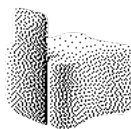


Normativa Europea - European Standard EN16139

Solo a richiesta Omologazione Classe 11M c/sovrapprezzo +10% con tess. Planet
cat. A - Fire resistance Italian homologation on request

	MONOCOLORE	ONE COLOUR	COD. CODE	CAT. A £	CAT. C £	CAT. D £	CAT. E £
	POUF CILINDRICO	CYLINDRICAL POUF					
	con 5 piedini	with 5 feet	K2K07M	525	560	606	667
	POUF CILINDRICO C/PIANO APPOGGIO IN ALLUMINIO VERN.	CYLINDRICAL POUF WITH SUPPORT TOP IN PAINTED ALUMINUM					
	con 5 piedini	with 5 feet	K2K08	630	665	711	782
	POUF SAGOMATO	SHAPED POUF					
	con 4 piedini	with 4 feet	K2K10M	595	630	676	744
	POUF SAGOMATO CON 1 APPOGGIO LATERALE	SHAPED POUF W/ 1 SIDE SUPPORT					
	con 4 piedini	with 4 feet	K2K11M	793	840	898	988
	POUF SAGOMATO CON 2 APPOGGI LATERALI	SHAPED POUF W/ 2 SIDE SUPPORTS					
	con 4 piedini	with 4 feet	K2K12LM	979	1026	1084	1193
	POUF SAGOMATO CON 2 APPOGGI CONTIGUI	SHAPED POUF W/ 2 CONTIGUOUS SIDE SUPPORTS					
	con 4 piedini	with 4 feet	K2K12CM	979	1026	1084	1193
	POUF SAGOMATO CON 3 APPOGGI	SHAPED POUF W/ 3 SIDE SUPPORTS					
	con 4 piedini	with 4 feet	K2K13M	1154	1213	1306	1437


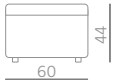




K2



NOTE: BICOLORE SOLO APPOGGI LATERALI - BICOLOR ONLY SIDE SUPPORTS

- il primo codice identifica l'intero pouf, il secondo codice identifica le sole parti d'appoggio laterali.

- The first code refers to the whole pouf, the second one to the side supports.

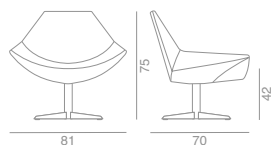
	BICOLORE SOLO APPOGGI LATERALI	BICOLOR ONLY SIDE SUPPORTS	COD. CODE	CAT. A £	CAT. C £	CAT. D £	CAT. E £
	POUF CILINDRICO	CYLINDRICAL POUF					
	con 5 piedini	with 5 feet	K2K07M	525	560	606	667
	POUF CILINDRICO C/PIANO APPOGGIO IN ALLUMINIO VERN.	CYLINDRICAL POUF WITH SUPPORT TOP IN PAINTED ALUMINUM					
	con 5 piedini	with 5 feet	K2K08	630	665	711	782
	POUF SAGOMATO CON 1 APPOGGIO LATERALE	SHAPED POUF W/ 1 SIDE SUPPORT					
	con 4 piedini	with 4 feet	K2K21B	851	898	968	1065
	POUF SAGOMATO CON 2 APPOGGI LATERALI	SHAPED POUF W/ 2 SIDE SUPPORTS					
	con 4 piedini	with 4 feet	K2K22LB	1038	1084	1178	1295
	POUF SAGOMATO CON 2 APPOGGI CONTIGUI	SHAPED POUF W/ 2 CONTIGUOUS SIDE SUPPORTS					
	con 4 piedini	with 4 feet	K2K22CB	1038	1084	1178	1295
	POUF SAGOMATO CON 3 APPOGGI	SHAPED POUF W/ 3 SIDE SUPPORTS					
	con 4 piedini	with 4 feet	K2K23B	1213	1271	1376	1513



Solo a richiesta Omologazione al fuoco - Classe 11M c/sovrapprezzo +10% con tess. Planet cat. A - Fire resistance Italian homologation on request

COD. CODE	CAT. A	CAT. C	CAT. D	CAT. E
	£	£	£	£

Schienale basso - Low back



BASE FISSA ACCIAIO 4 RAZZE

Monocolore
Bicolore

4-STAR FIXED STEEL BASE

One color
Two colours

KAYAK/AN base 4 razze v. nero / black painted base AN + £ =
KAYAK/ACC base 4 razze cromato / chromed base ACC + £ 14

KYK1MF	909	944	1014	1116
KYK1BF	979	1014	1084	1193

BASE GIREVOLE ACCIAIO 4 RAZZE

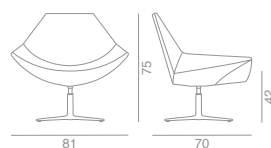
Monocolore
Bicolore

4-STAR SWIVEL STEEL BASE

One color
Two colours

KAYAK/AN base 4 razze v. nero / black painted base AN + £ =
KAYAK/ACC base 4 razze cromato / chromed base ACC + £ 14

KYK1MG	921	956	1026	1129
KYK1BG	991	1026	1096	1206



BASE GIREVOLE ALLUMINIO 4 RAZZE

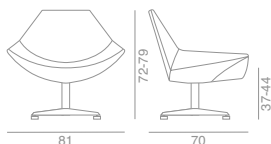
monocolore
bicolore

4-STAR SWIVEL ALUMINIUM BASE

one color
two colours

KAYAK/AN base 4 razze all. v. nero / black painted alu. base AN + £ =
KAYAK/AL base 4 razze all. lucido / polished aluminium base AL + £ =

KY15M	921	956	1026	1129
KY15B	991	1026	1096	1206



AL4 BASE 4 RAZZE ALLUMINIO LUCIDO

MONOCOLORE

girevole c/gas

AL4 4-STAR POLISHED ALUMINIUM BASE

ONE COLOR

swivel w/gaslift

KYK2M4	851	886	956	1052
--------	-----	-----	-----	------

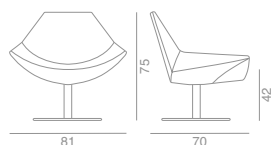
BICOLORE

girevole c/gas

TWO COLOURS

swivel w/gaslift

KYK2B4	921	956	1026	1129
--------	-----	-----	------	------



BASE ROTONDA ACCIAIO INOX Ø 580

MONOCOLORE

fissa
girevole

ROUNDED STAINLESS STEEL BASE Ø 580

ONE COLOR

fixed
swivel

KY3MFX	1073	1108	1178	1295
KY3MGX	1102	1137	1207	1328

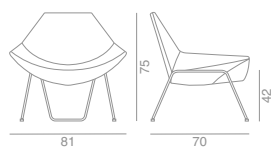
BICOLORE

fissa
girevole

TWO COLOURS

fixed
swivel

KY3BFX	1143	1178	1248	1372
KY3BGX	1172	1207	1277	1405



TELAIO FISSO NERO

monocolore
bicolore

BLACK FIXED FRAME

one color
two colours

KY4MAN	735	770	840	923
KY4BAN	805	840	909	1000

TELAIO FISSO CROMATO

monocolore
bicolore

CHROMED FIXED FRAME

one color
two colours

KY4MAC	746	781	851	936
KY4BAC	816	851	921	1013

NOTE:


BICOLORE - TWO COLOURS

Il primo codice identifica il sedile e lo schienale. Il secondo codice identifica le parti laterali e anteriore della poltrona.

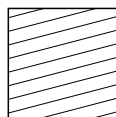
The first code refers to seat and back. The second code refers to the lateral part and front side of the armchair.

KAYAK


NOTE: VERSIONE BICOLORE TWO COLOURS VERSION

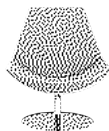


1° Codice
1st Code



2° Codice
2nd Code





Solo a richiesta Omologazione al fuoco - Classe 1IM c/sovrapprezzo +10% con tess. Planet cat. A - Fire resistance Italian homologation on request

COD. CODE	CAT. A	CAT. C	CAT. D	CAT. E
	£	£	£	£

Schienale medio - Medium back

	BASE FISSA ACCIAIO 4 RAZZE	4-STAR FIXED STEEL BASE	KAYAK/AN	base 4 razze v. nero / black painted base AN + £ =			
	monocolore	one color	KY11MF	956	1003	1084	1193
	bicolore	two colours	KY11BF	1026	1073	1154	1270
	BASE GIREVOLE ACCIAIO 4 RAZZE	4-STAR SWIVEL STEEL BASE	KAYAK/ACC	base 4 razze cromato / chromed base ACC + £ 14			
	monocolore	one color	KY11MG	968	1014	1096	1206
	bicolore	two colours	KY11BG	1038	1084	1166	1283
	BASE GIREVOLE ALLUMINIO 4 RAZZE	4-STAR SWIVEL ALUMINIUM BASE	KAYAK/AN	base 4 razze all. v. nero / black painted alu. base AN + £ =			
	monocolore	one color	KY25M	968	1014	1096	1206
	bicolore	two colours	KY25B	1038	1084	1166	1283
	AL4 BASE 4 RAZZE ALLUMINIO LUCIDO	AL4 4-STAR POLISHED ALUMINIUM BASE	KAYAK/AL	base 4 razze all. lucido / polished aluminium base AL + £ =			
	MONOCOLORE	ONE COLOR	KY12M4	898	944	1026	1129
	girevole c/gas	swivel w/gaslift					
	BICOLORE	TWO COLOURS	KY12B4	968	1014	1096	1206
	girevole c/gas	swivel w/gaslift					
	BASE ROTONDA ACCIAIO INOX Ø 580	ROUNDED STAINLESS STEEL BASE Ø 580	K13MFX	1119	1166	1248	1372
	monocolore	one color					
	girevole	swivel	K13MGX	1149	1196	1277	1405
	BICOLORE	TWO COLOURS	K13BFX	1189	1236	1318	1449
	fissa	fixed					
	girevole	swivel	K13BGX	1219	1266	1347	1482
	TELAIO FISSO CROMATO	CHROMED FIXED FRAME	K14MAC	793	840	921	1013
	monocolore	one color					
	bicolore	two colours	K14BAC	863	909	991	1090

NOTE: BICOLORE - TWO COLOURS

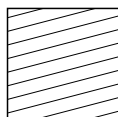
Il primo codice identifica il sedile e lo schienale. Il secondo codice identifica le parti laterali e anteriore della poltrona.
The first code refers to seat and back. The second code refers to the lateral part and front side of the armchair.

KAYAK


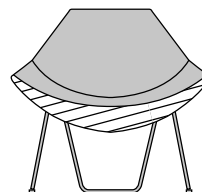
NOTE: VERSIONE BICOLORE
TWO COLOURS VERSION



1° Codice
1st Code



2° Codice
2nd Code

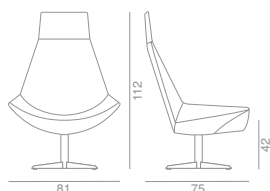




Solo a richiesta Omologazione al fuoco - Classe 11M c/sovrapprezzo +10% con tess. Planet cat. A - Fire resistance Italian homologation on request

COD. CODE	CAT. A	CAT. C	CAT. D	CAT. E
	£	£	£	£

Schienale alto - High back



BASE FISSA ACCIAIO 4 RAZZE

monocolore
bicolore

4-STAR FIXED STEEL BASE

one color
two colours

KAYAK/AN base 4 razze v. nero / black painted base AN + £ =
KAYAK/ACC base 4 razze cromato / chromed base ACC + £ 14

KYK6MF	1073	1131	1213	1334
KYK6BF	1143	1201	1283	1411

BASE GIREVOLE ACCIAIO 4 RAZZE

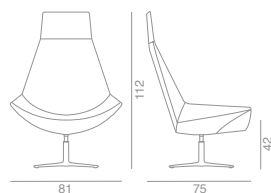
monocolore
bicolore

4-STAR SWIVEL STEEL BASE

one color
two colours

KAYAK/AN base 4 razze v. nero / black painted base AN + £ =
KAYAK/ACC base 4 razze cromato / chromed base ACC + £ 14

KYK6MG	1084	1143	1224	1347
KYK6BG	1154	1213	1294	1424



BASE GIREVOLE ALLUMINIO 4 RAZZE

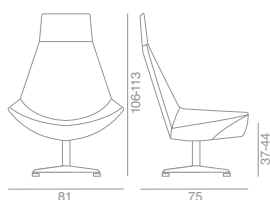
monocolore
bicolore

4-STAR SWIVEL ALUMINIUM BASE

one color
two colours

KAYAK/AN base 4 razze all. v. nero / black painted alu. base AN + £ =
KAYAK/AL base 4 razze all. lucido / polished aluminium base AL + £ =

KY35M	1084	1143	1224	1347
KY35B	1154	1213	1294	1424



AL4 BASE 4 RAZZE ALLUMINIO LUCIDO

MONOCOLORE

girevole c/gas

AL4 4-STAR POLISHED ALUMINIUM BASE

ONE COLOR

swivel w/gaslift

KYK7M4	1014	1073	1154	1270
--------	------	------	------	------

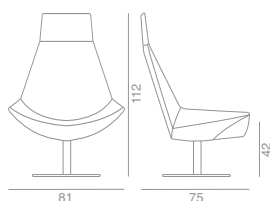
BICOLORE

girevole c/gas

TWO COLOURS

swivel w/gaslift

KYK7B4	1084	1143	1224	1347
--------	------	------	------	------



BASE ROTONDA ACCIAIO INOX Ø 580

MONOCOLORE

fissa
girevole

ROUNDED STAINLESS STEEL BASE Ø 580

ONE COLOR

fixed
swivel

KY8MFX	1236	1294	1376	1513
--------	------	------	------	------

KY8MGX	1266	1324	1406	1546
--------	------	------	------	------

BICOLORE

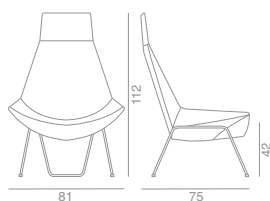
fissa
girevole

TWO COLOURS

fixed
swivel

KY8BFX	1306	1364	1446	1590
--------	------	------	------	------

KY8BGX	1336	1394	1476	1623
--------	------	------	------	------



TELAIO FISSO CROMATO

monocolore
bicolore

CHROMED FIXED FRAME

one color
two colours

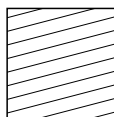
KY9MAC	909	968	1049	1154
KY9BAC	979	1038	1119	1231

NOTE: BICOLORE - TWO COLOURS


Il primo codice identifica il sedile e lo schienale. Il secondo codice identifica le parti laterali e anteriore della poltrona.
The first code refers to seat and back. The second code refers to the lateral part and front side of the armchair.



1° Codice
1st Code



2° Codice
2nd Code





KAYAK

Con cucitura quadrettata
With squared stitching

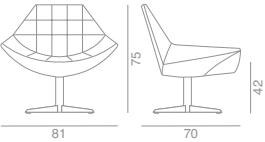


Con cucitura quadrettata
With squared stitching

Solo a richiesta Omologazione al fuoco - Classe 11M c/sovrapprezzo +10% con tess.
Planet cat. A - Fire resistance Italian homologation on request

COD. CODE	CAT. A	CAT. C	CAT. D	CAT. E
	£	£	£	£

Schienale basso - Low back



**BASE FISSA ACCIAIO
4 RAZZE**

monocolore
bicolore

**4-STAR FIXED
STEEL BASE**

one color
two colours

KAYAK/AN base 4 razze v. nero / black painted base AN + £ =
KAYAK/ACC base 4 razze cromato / chromed base ACC + £ 14

KY71MF	991	1026	1096	1206
KY71BF	1061	1096	1166	1283

**BASE GIREVOLE ACCIAIO
4 RAZZE**

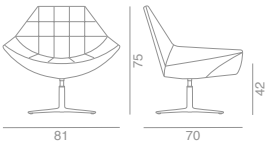
monocolore
bicolore

**4-STAR SWIVEL
STEEL BASE**

one color
two colours

KAYAK/AN base 4 razze v. nero / black painted base AN + £ =
KAYAK/ACC base 4 razze cromato / chromed base ACC + £ 14

KY71MG	1003	1038	1108	1218
KY71BG	1073	1108	1178	1295



**BASE GIREVOLE ALLUMINIO
4 RAZZE**

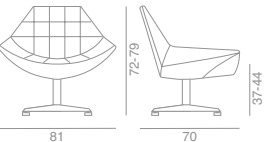
monocolore
bicolore

**4-STAR SWIVEL
ALUMINIUM BASE**

one color
two colours

KAYAK/AN base 4 razze all. v. nero / black painted alu. base AN + £ =
KAYAK/AL base 4 razze all. lucido / polished aluminium base AL + £ =

KY75M	1003	1038	1108	1218
KY75B	1073	1108	1178	1295



**AL4
BASE 4 RAZZE
ALLUMINIO LUCIDO**

MONOCOLORE

girevole c/gas

**AL4
4-STAR POLISHED
ALUMINIUM BASE**

ONE COLOR

swivel w/gaslift

KY72M4	933	968	1038	1142
--------	-----	-----	------	------

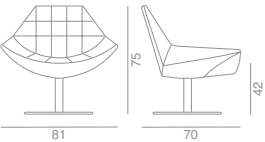
Bicolore

girevole c/gas

TWO COLOURS

swivel w/gaslift

KY72B4	1003	1038	1108	1218
--------	------	------	------	------



**BASE ROTONDA
ACCIAIO INOX Ø 580**

MONOCOLORE

fissa
girevole

**ROUNDED STAINLESS
STEEL BASE Ø 580**

ONE COLOR

fixed
swivel

K73MFX	1154	1189	1259	1385
K73MGX	1184	1219	1289	1418

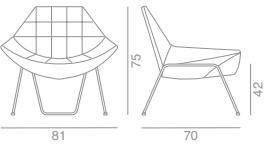
BICOLORE

fissa
girevole

TWO COLOURS

fixed
swivel

K73BFX	1224	1259	1329	1462
K73BGX	1254	1289	1359	1495



TELAIO FISSO NERO

monocolore
bicolore

BLACK FIXED FRAME

one color
two colours

K74MAN	816	851	921	1013
K74BAN	886	921	991	1090

TELAIO FISSO CROMATO

monocolore
bicolore


CHROMED FIXED FRAME

one color
two colours

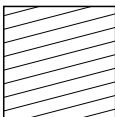
K74MAC	828	863	933	1026
K74BAC	898	933	1003	1103

NOTE: BICOLORE - TWO COLOURS
Il primo codice identifica il sedile e lo schienale. Il secondo codice identifica le parti laterali e anteriore della poltrona.
The first code refers to seat and back. The second code refers to the lateral part and front side of the armchair.


KAYAK (Con cucitura quadrettata
With squared stitching)



1° Codice
1st Code



2° Codice
2nd Code



**NOTE: VERSIONE BICOLORE
TWO COLOURS VERSION**

KAYAK

Con cucitura quadrettata
With squared stitching

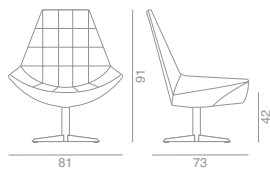


Con cucitura quadrettata
With squared stitching

Solo a richiesta Omologazione al fuoco - Classe 11M c/sovrapprezzo +10% con tess.
Planet cat. A - Fire resistance Italian homologation on request

COD. CODE	CAT. A	CAT. C	CAT. D	CAT. E
	£	£	£	£

Schienale medio - Medium back



BASE FISSA ACCIAIO 4 RAZZE

monocolore
bicolore

4-STAR FIXED STEEL BASE

one color
two colours

KAYAK/AN base 4 razze v. nero / black painted base AN + £ =
KAYAK/ACC base 4 razze cromato / chromed base ACC + £ 14

KY81MF	1049	1096	1178	1295
KY81BF	1119	1166	1248	1372

BASE GIREVOLE ACCIAIO 4 RAZZE

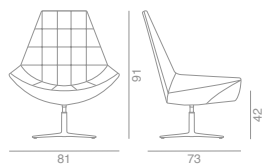
monocolore
bicolore

4-STAR SWIVEL STEEL BASE

one color
two colours

KAYAK/AN base 4 razze v. nero / black painted base AN + £ =
KAYAK/ACC base 4 razze cromato / chromed base ACC + £ 14

KY81MG	1061	1108	1189	1308
KY81BG	1131	1178	1259	1385



BASE GIREVOLE ALLUMINIO 4 RAZZE

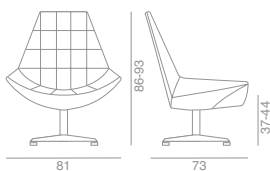
monocolore
bicolore

4-STAR SWIVEL ALUMINIUM BASE

one color
two colours

KAYAK/AN base 4 razze all. v. nero / black painted alu. base AN + £ =
KAYAK/AL base 4 razze all. lucido / polished aluminium base AL + £ =

KY85M	1061	1108	1189	1308
KY85B	1131	1178	1259	1385



AL4 BASE 4 RAZZE ALLUMINIO LUCIDO

MONOCOLORE

girevole c/gas
bicolore
girevole c/gas

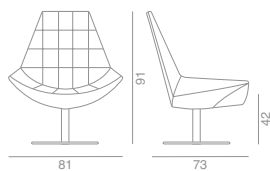
AL4 4-STAR POLISHED ALUMINIUM BASE

ONE COLOR

swivel w/gaslift
two colours
swivel w/gaslift

KY82M4	991	1038	1119	1231
--------	-----	------	------	------

KY82B4	1061	1108	1189	1308
--------	------	------	------	------



BASE ROTONDA ACCIAIO INOX Ø 580

MONOCOLORE

fissa
girevole

ROUNDED STAINLESS STEEL BASE Ø 580

ONE COLOR

fixed
swivel

K83MFX	1213	1259	1341	1475
K83MGX	1242	1289	1371	1508

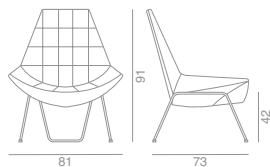
BICOLORE

fissa
girevole

TWO COLOURS

fixed
swivel

K83BFX	1283	1329	1411	1552
K83BGX	1312	1359	1441	1585



TELAIO FISSO CROMATO

monocolore
bicolore

CHROMED FIXED FRAME

one color
two colours

K84MAC	886	933	1014	1116
K84BAC	956	1003	1084	1193

NOTE:


BICOLORE - TWO COLOURS

Il primo codice identifica il sedile e lo schienale. Il secondo codice identifica le parti laterali e anteriore della poltrona.
The first code refers to seat and back. The second code refers to the lateral part and front side of the armchair.

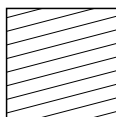
KAYAK

(Con cucitura quadrettata
With squared stitching)


NOTE: VERSIONE BICOLORE TWO COLOURS VERSION



1° Codice
1st Code



2° Codice
2nd Code



KAYAK

Con cucitura quadrettata
With squared stitching

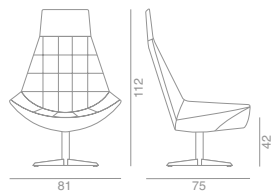


Con cucitura quadrettata
With squared stitching

Solo a richiesta Omologazione al fuoco - Classe 11M c/sovrapprezzo +10% con
tess. Planet cat. A - Fire resistance Italian homologation on request

COD. CODE	CAT. A	CAT. C	CAT. D	CAT. E
	£	£	£	£

Schienale alto - High back



**BASE FISSA ACCIAIO
4 RAZZE**

**4-STAR FIXED
STEEL BASE**

KAYAK/AN base 4 razze v. nero / black painted base AN + £ =
KAYAK/ACC base 4 razze cromato / chromed base ACC + £ 14

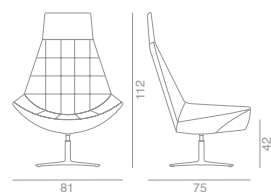
monocolore	one color	KY91MF	1166	1224	1306	1437
bicolore	two colours	KY91BF	1236	1294	1376	1513

**BASE GIREVOLE ACCIAIO
4 RAZZE**

**4-STAR SWIVEL
STEEL BASE**

KAYAK/AN base 4 razze v. nero / black painted base AN + £ =
KAYAK/ACC base 4 razze cromato / chromed base ACC + £ 14

monocolore	one color	KY91MG	1178	1236	1318	1449
bicolore	two colours	KY91BG	1248	1306	1388	1526

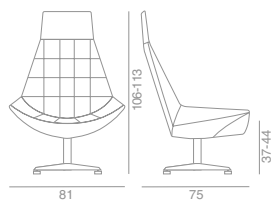


**BASE GIREVOLE ALLUMINIO
4 RAZZE**

**4-STAR SWIVEL
ALUMINIUM BASE**

KAYAK/AN base 4 razze all. v. nero / black painted alu. base AN + £ =
KAYAK/AL base 4 razze all. lucido / polished aluminium base AL + £ =

monocolore	one color	KY95M	1178	1236	1318	1449
bicolore	two colours	KY95B	1248	1306	1388	1526



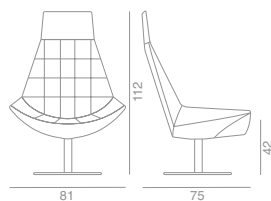
**AL4
BASE 4 RAZZE
ALLUMINIO LUCIDO**

**AL4
4-STAR POLISHED
ALUMINIUM BASE**

MONOCOLORE

ONE COLOR

girevole c/gas	swivel w/gaslift	KY92M4	1108	1166	1248	1372
bicolore	two colours					
girevole c/gas	swivel w/gaslift	KY92B4	1178	1236	1318	1449



**BASE ROTONDA
ACCIAIO INOX Ø 580**

**ROUNDED STAINLESS
STEEL BASE Ø 580**

MONOCOLORE

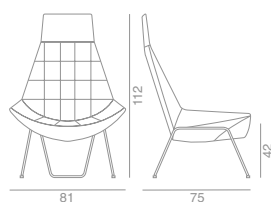
ONE COLOR

fissa	fixed	K93MFX	1329	1388	1469	1616
girevole	swivel	K93MGX	1359	1417	1499	1649

BICOLORE

TWO COLOURS

fissa	fixed	K93BFX	1399	1458	1539	1693
girevole	swivel	K93BGX	1429	1487	1569	1726



TELAIO FISSO CROMATO


CHROMED FIXED FRAME

monocolore	one color	K94MAC	1003	1061	1143	1257
bicolore	two colours	K94BAC	1073	1131	1213	1334

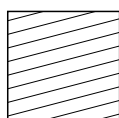
NOTE: BICOLORE - TWO COLOURS
Il primo codice identifica il sedile e lo schienale. Il secondo codice identifica le parti laterali e anteriore della poltrona.
The first code refers to seat and back. The second code refers to the lateral part and front side of the armchair.

KAYAK (Con cucitura quadrettata
With squared stitching)


**NOTE: VERSIONE BICOLORE
TWO COLOURS VERSION**



1° Codice
1st Code



2° Codice
2nd Code



KIMERA POLTRONA ATTESA WAITING ARMCHAIR

Imbottitura "liscia"
"Flat" pad

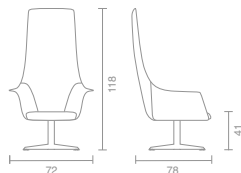


Imbottitura "liscia"
"Flat" pad

Solo a richiesta Omologazione al fuoco - Classe 11M c/sovrapprezzo +10% con tess. Trevi cat. C - Fire resistance Italian homologation on request

COD. CODE	CAT. A	CAT. C	CAT. D	CAT. E
	£	£	£	£

Schienale alto - High back



BASE ACCIAIO 4 RAZZE

4-STAR STEEL BASE

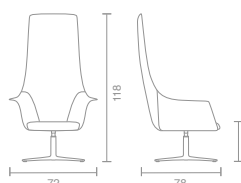
KIMERA/AN base 4 razze v. nero / black painted base AN + £ =
KIMERA/ACC base 4 razze cromato / chromed base ACC + £ 14

fissa	fixed	KME21F	1143	1201	1283	1411
girevole	swivel	KME22G	1154	1213	1294	1424

BASE AL4 (H=38÷46) 4 RAZZE ALL. LUCIDO

AL4 (H=38÷46) 4-STAR POLISHED ALUMINIUM BASE

girevole c/gas	swivel w/gaslift	KME2G4	1084	1143	1224	1347
----------------	------------------	--------	------	------	------	------

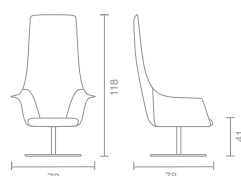


BASE ALLUMINIO 4 RAZZE

4-STAR ALUMINIUM BASE

KIMERA/AN base 4 razze all. v. nero / black painted alu. base AN + £ =
KIMERA/AL base 4 razze all. lucido / polished aluminium base AL + £ =

girevole	swivel	KME25	1154	1213	1294	1424
----------	--------	-------	------	------	------	------



BASE ROTONDA ACCIAIO INOX Ø 580

ROUNDED STAINLESS STEEL BASE Ø 580

fissa	fixed	KME2FX	1306	1364	1446	1590
girevole	swivel	KME2GX	1336	1394	1476	1623

Schienale medio - Medium back



BASE ACCIAIO 4 RAZZE

4-STAR STEEL BASE

KIMERA/AN base 4 razze v. nero / black painted base AN + £ =
KIMERA/ACC base 4 razze cromato / chromed base ACC + £ 14

fissa	fixed	KME51F	1096	1154	1224	1347
girevole	swivel	KME52G	1108	1166	1236	1360

BASE AL4 (H=38÷46) 4 RAZZE ALL. LUCIDO

AL4 (H=38÷46) 4-STAR POLISHED ALUMINIUM BASE

girevole c/gas	swivel w/gaslift	KME5G4	1038	1096	1166	1283
----------------	------------------	--------	------	------	------	------

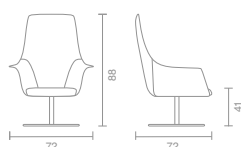


BASE ALLUMINIO 4 RAZZE

4-STAR ALUMINIUM BASE

KIMERA/AN base 4 razze all. v. nero / black painted alu. base AN + £ =
KIMERA/AL base 4 razze all. lucido / polished aluminium base AL + £ =

girevole	swivel	KME55	1108	1166	1236	1360
----------	--------	-------	------	------	------	------



BASE ROTONDA ACCIAIO INOX Ø 580

ROUNDED STAINLESS STEEL BASE Ø 580

fissa	fixed	KME5FX	1259	1318	1388	1526
girevole	swivel	KME5GX	1289	1347	1417	1559



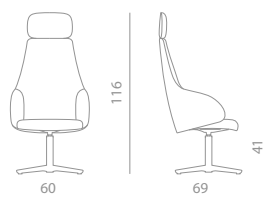
BICOLORE - TWO COLOURS

Il primo codice identifica il sedile e lo schienale. Il secondo codice identifica le parti esterne della poltrona / The first code refers to seat and back. The second code refers to the external part of the armchair

Solo a richiesta Omologazione al fuoco - Classe 11M c/sovrapprezzo +10% con tess. Planet cat. A - Fire resistance Italian homologation on request

COD. CODE	CAT. A	CAT. C	CAT. D	CAT. E
	£	£	£	£

Schienale alto con appoggiatesta - High back with headrest



BASE ACCIAIO 4 RAZZE

4-STAR STEEL BASE

KONTEA/AN base 4 razze v. nero / black painted base AN + £ =
KONTEA/ACC base 4 razze cromato / chromed base ACC + £ 14

MONOCOLORE

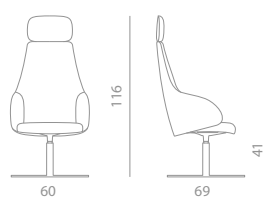
ONE COLOUR

fissa	fixed	KE13M4F	1224	1283	1329	1462
girevole	swivel	KE13M4G	1236	1294	1341	1475

BICOLORE

TWO COLOURS

fissa	fixed	KE13B4F	1294	1353	1399	1539
girevole	swivel	KE13B4G	1306	1364	1411	1552



BASE ROTONDA ACCIAIO INOX Ø 580

ROUNDED STAINLESS STEEL BASE Ø 580

MONOCOLORE

ONE COLOUR

fissa	fixed	KE13MFX	1388	1446	1492	1642
girevole	swivel	KE13MGX	1417	1476	1522	1674

BICOLORE

TWO COLOURS

fissa	fixed	KE13BFX	1458	1516	1562	1719
girevole	swivel	KE13BGX	1487	1545	1592	1751

Schienale alto - High back



BASE ACCIAIO 4 RAZZE

4-STAR STEEL BASE

KONTEA/AN base 4 razze v. nero / black painted base AN + £ =
KONTEA/ACC base 4 razze cromato / chromed base ACC + £ 14

MONOCOLORE

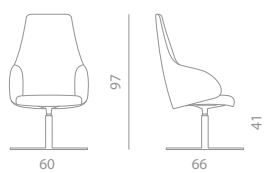
ONE COLOUR

fissa	fixed	KE23M4F	1096	1154	1201	1321
girevole	swivel	KE23M4G	1108	1166	1213	1334

BICOLORE

TWO COLOURS

fissa	fixed	KE23B4F	1166	1224	1271	1398
girevole	swivel	KE23B4G	1178	1236	1283	1411



BASE ROTONDA ACCIAIO INOX Ø 580

ROUNDED STAINLESS STEEL BASE Ø 580

MONOCOLORE

ONE COLOR

fissa	fixed	KE23MFX	1259	1318	1364	1501
girevole	swivel	KE23MGX	1289	1347	1394	1533

BICOLORE

TWO COLOURS

fissa	fixed	KE23BFX	1329	1388	1434	1578
girevole	swivel	KE23BGX	1359	1417	1464	1610

Schienale basso- Low back



BASE ACCIAIO 4 RAZZE

4-STAR STEEL BASE

KONTEA/AN base 4 razze v. nero / black painted base AN + £ =
KONTEA/ACC base 4 razze cromato / chromed base ACC + £ 14

MONOCOLORE

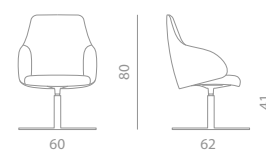
ONE COLOUR

fissa	fixed	KE33M4F	1026	1073	1108	1218
girevole	swivel	KE33M4G	1038	1084	1119	1231

BICOLORE

TWO COLOURS

fissa	fixed	KE33B4F	1096	1143	1178	1295
girevole	swivel	KE33B4G	1108	1154	1189	1308



BASE ROTONDA ACCIAIO INOX Ø 580

ROUNDED STAINLESS STEEL BASE Ø 580

MONOCOLORE

ONE COLOUR

fissa	fixed	KE33MFX	1189	1236	1271	1398
girevole	swivel	KE33MGX	1219	1266	1301	1431

BICOLORE

TWO COLOURS

fissa	fixed	KE33BFX	1259	1306	1341	1475
girevole	swivel	KE33BGX	1289	1336	1371	1508

Schienale basso- Low back



BASE GIREVOLE 4 RAZZE ALLUMINIO SU PIEDINI

4-STAR SWIVEL ALUMINIUM BASE WITH FEET

monocolore	one colour	KE35MAL	886	933	968	1065
bicolore	two colours	KE35BAL	956	1003	1038	1142

KONTEA LINEAR WAITING

Con cuciture su schienale
With stitching on the backrest

















BICOLORE - TWO COLOURS

Il primo codice identifica il sedile e lo schienale. Il secondo codice identifica le parti esterne della poltrona / The first code refers to seat and back. The second code refers to the external part of the armchair

Solo a richiesta Omologazione al fuoco - Classe 11M c/sovrapprezzo +10% con tess. Planet cat. A - Fire resistance Italian homologation on request



Schienale alto con appoggiatesta - High back with headrest								
 116 60	 41 69	BASE ACCIAIO 4 RAZZE	4-STAR STEEL BASE	KONTEA/AN	base 4 razze v. nero / black painted base AN + £ =			
		MONOCOLORE	ONE COLOUR	KONTEA/ACC	base 4 razze cromato / chromed base ACC + £ 14			
		fissa	fixed	KE213M4F	1271	1329	1376	1513
		girevole	swivel	KE213M4G	1283	1341	1388	1526
		BICOLORE	TWO COLOURS					
		fissa	fixed	KE213B4F	1341	1399	1446	1590
		girevole	swivel	KE213B4G	1353	1411	1458	1603
 116 60	 41 69	BASE ROTONDA ACCIAIO INOX Ø 580	ROUNDED STAINLESS STEEL BASE Ø 580					
		MONOCOLORE	ONE COLOUR					
		fissa	fixed	KE213MFX	1434	1492	1539	1693
		girevole	swivel	KE213MGX	1464	1522	1569	1726
		BICOLORE	TWO COLOURS					
		fissa	fixed	KE213BFX	1504	1562	1609	1770
		girevole	swivel	KE213BGX	1534	1592	1639	1803
Schienale alto - High back								
 97 60	 41 66	BASE ACCIAIO 4 RAZZE	4-STAR STEEL BASE	KONTEA/AN	base 4 razze v. nero / black painted base AN + £ =			
		MONOCOLORE	ONE COLOUR	KONTEA/ACC	base 4 razze cromato / chromed base ACC + £ 14			
		fissa	fixed	KE223M4F	1143	1201	1248	1372
		girevole	swivel	KE223M4G	1154	1213	1259	1385
		BICOLORE	TWO COLOURS					
		fissa	fixed	KE223B4F	1213	1271	1318	1449
		girevole	swivel	KE223B4G	1224	1283	1329	1462
 97 60	 41 66	BASE ROTONDA ACCIAIO INOX Ø 580	ROUNDED STAINLESS STEEL BASE Ø 580					
		MONOCOLORE	ONE COLOR					
		fissa	fixed	KE223MFX	1306	1364	1411	1552
		girevole	swivel	KE223MGX	1336	1394	1441	1585
		BICOLORE	TWO COLOURS					
		fissa	fixed	KE223BFX	1376	1434	1481	1629
		girevole	swivel	KE223BGX	1406	1464	1511	1662
Schienale basso- Low back								
 80 60	 41 62	BASE ACCIAIO 4 RAZZE	4-STAR STEEL BASE	KONTEA/AN	base 4 razze v. nero / black painted base AN + £ =			
		MONOCOLORE	ONE COLOUR	KONTEA/ACC	base 4 razze cromato / chromed base ACC + £ 14			
		fissa	fixed	KE233M4F	1073	1119	1154	1270
		girevole	swivel	KE233M4G	1084	1131	1166	1283
		BICOLORE	TWO COLOURS					
		fissa	fixed	KE233B4F	1143	1189	1224	1347
		girevole	swivel	KE233B4G	1154	1201	1236	1360
 80 60	 41 62	BASE ROTONDA ACCIAIO INOX Ø 580	ROUNDED STAINLESS STEEL BASE Ø 580					
		MONOCOLORE	ONE COLOUR					
		fissa	fixed	KE233MFX	1236	1283	1318	1449
		girevole	swivel	KE233MGX	1266	1312	1347	1482
		BICOLORE	TWO COLOURS					
		fissa	fixed	KE233BFX	1306	1353	1388	1526
		girevole	swivel	KE233BGX	1336	1382	1417	1559
Schienale basso- Low back								
 88 60	 43 62	BASE GIREVOLE 4 RAZZE ALLUMINIO SU PIEDINI	4-STAR SWIVEL ALUMINIUM BASE WITH FEET					
		monocolore	one colour	KE235MAL	933	979	1014	1116
		bicolore	two colours	KE235BAL	1003	1049	1084	1193



KRITERIA POLTRONA ATTESA WAITING ARMCHAIR

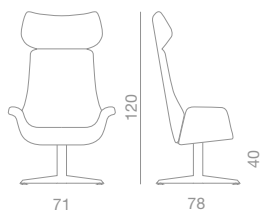
Versione liscia senza cuciture LS
Flat without stitching version LS



Solo a richiesta Omologazione Classe 11M c/sovrapprezzo +10% con tess. Trevi cat. C
Fire resistance Italian homologation on request

COD. CODE	CAT. A	CAT. C	CAT. D	CAT. E
	£	£	£	£

Schienale alto - High back



**BASE ACCIAIO
4 RAZZE**

**4-STAR
STEEL BASE**

KRITERIA/AN base 4 razze v. nero / black painted base AN + £ =
KRITERIA/ACC base 4 razze cromato / chromed base ACC + £ 14

MONOCOLORE

ONE COLOR

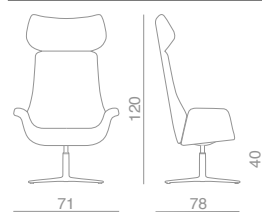
fissa	fixed	KR1MFLS	1364	1423	1504	1655
girevole	swivel	KR1MGLS	1376	1434	1516	1667

BICOLORE

TWO COLOURS

BICOLORE/TWO COLOURS

fissa	fixed	KR1BFLS	1434	1492	1597	1757
girevole	swivel	KR1BGLS	1446	1504	1609	1770



**BASE ALLUMINIO
4 RAZZE**

**4-STAR
ALUMINIUM BASE**

KRITERIA/AN base 4 razze all. v. nero / black painted alu. base AN + £ =
KRITERIA/AL base 4 razze all. lucido / polished aluminium base AL + £ =

MONOCOLORE

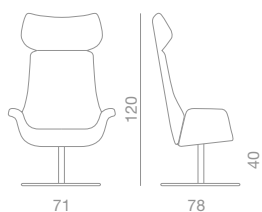
ONE COLOR

girevole	swivel	KR1M4LS	1376	1434	1516	1667
----------	--------	---------	------	------	------	------

BICOLORE

TWO COLOURS

girevole	swivel	KR1B4LS	1446	1504	1609	1770
----------	--------	---------	------	------	------	------



**BASE ROTONDA
ACCIAIO INOX Ø 580**

**ROUNDED STAINLESS
STEEL BASE Ø 580**

MONOCOLORE

ONE COLOR

fissa	fixed	KR1MFCLS	1527	1586	1667	1834
girevole	swivel	KR1MGCLS	1557	1615	1697	1867

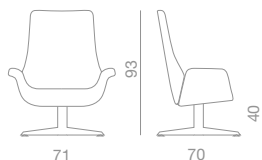
BICOLORE

TWO COLOURS

BICOLORE/TWO COLOURS

fissa	fixed	KR1BFXLS	1597	1656	1761	1937
girevole	swivel	KR1BGXLS	1627	1685	1790	1969

Schienale medio - Medium back



**BASE ACCIAIO
4 RAZZE**

**4-STAR
STEEL BASE**

KRITERIA/AN base 4 razze v. nero / black painted base AN + £ =
KRITERIA/ACC base 4 razze cromato / chromed base ACC + £ 14

MONOCOLORE

ONE COLOR

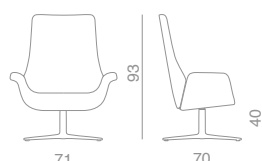
fissa	fixed	KR5MFLS	1213	1259	1329	1462
girevole	swivel	KR5MGLS	1224	1271	1341	1475

BICOLORE

TWO COLOURS

BICOLORE/TWO COLOURS

fissa	fixed	KR5BFLS	1283	1341	1446	1590
girevole	swivel	KR5BGLS	1294	1353	1458	1603



**BASE ALLUMINIO
4 RAZZE**

**4-STAR
ALUMINIUM BASE**

KRITERIA/AN base 4 razze all. v. nero / black painted alu. base AN + £ =
KRITERIA/AL base 4 razze all. lucido / polished aluminium base AL + £ =

MONOCOLORE

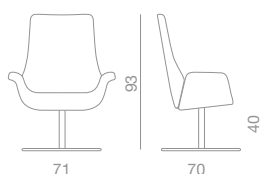
ONE COLOR

girevole	swivel	KR5M4LS	1224	1271	1341	1475
----------	--------	---------	------	------	------	------

BICOLORE

TWO COLOURS

girevole	swivel	KR5B4LS	1294	1353	1458	1603
----------	--------	---------	------	------	------	------



**BASE ROTONDA
ACCIAIO INOX Ø 580**

**ROUNDED STAINLESS
STEEL BASE Ø 580**

MONOCOLORE

ONE COLOR

fissa	fixed	KR5MFCLS	1376	1423	1492	1642
girevole	swivel	KR5MGCLS	1406	1452	1522	1674

BICOLORE

TWO COLOURS

BICOLORE/TWO COLOURS

fissa	fixed	KR5BFXLS	1446	1504	1609	1770
girevole	swivel	KR5BGXLS	1476	1534	1639	1803

NOTE:

BICOLORE - TWO COLOURS

Il primo codice identifica il sedile e lo schienale. Il secondo codice identifica le parti esterne della poltrona.

The first code refers to seat and back. The second code refers to the lateral part of the armchair.

KRITERIA POLTRONA ATTESA WAITING ARMCHAIR

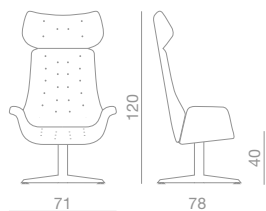
Versione con cuciture capitonné CP
With capitonné stitching version CP



Solo a richiesta Omologazione Classe 11M c/sovrapprezzo +10% con tess. Trevi cat. C
Fire resistance Italian homologation on request

COD. CODE	CAT. A	CAT. C	CAT. D	CAT. E
	£	£	£	£

Schienale alto - High back



**BASE ACCIAIO
4 RAZZE**

**4-STAR
STEEL BASE**

KRITERIA/AN base 4 razze v. nero / black painted base AN + £ =
KRITERIA/ACC base 4 razze cromato / chromed base ACC + £ 14

MONOCOLORE

ONE COLOR

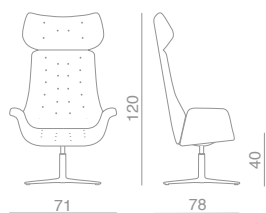
fissa	fixed	KR1MF	1539	1597	1679	1847
girevole	swivel	KR1MG	1551	1609	1691	1860

BICOLORE

TWO COLOURS

BICOLORE/TWO COLOURS

fissa	fixed	KR1BF	1609	1667	1772	1950
girevole	swivel	KR1BG	1621	1679	1784	1962



BASE ALLUMINIO 4 RAZZE

**4-STAR
ALUMINIUM BASE**

KRITERIA/AN base 4 razze all. v. nero / black painted alu. base AN + £ =
KRITERIA/AL base 4 razze all. lucido / polished aluminium base AL + £ =

MONOCOLORE

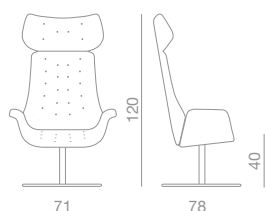
ONE COLOR

girevole	swivel	KR1M4	1551	1609	1691	1860
----------	--------	-------	------	------	------	------

BICOLORE

TWO COLOURS

girevole	swivel	KR1B4	1621	1679	1784	1962
----------	--------	-------	------	------	------	------



**BASE ROTONDA
ACCIAIO INOX Ø 580**

**ROUNDED STAINLESS
STEEL BASE Ø 580**

MONOCOLORE

ONE COLOR

fissa	fixed	KR1MF	1702	1761	1842	2027
girevole	swivel	KR1MG	1732	1790	1872	2059

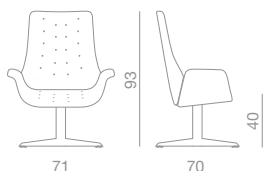
BICOLORE

TWO COLOURS

BICOLORE/TWO COLOURS

fissa	fixed	KR1BF	1772	1831	1936	2129
girevole	swivel	KR1BG	1802	1860	1965	2162

Schienale medio - Medium back



**BASE ACCIAIO
4 RAZZE**

**4-STAR
STEEL BASE**

KRITERIA/AN base 4 razze v. nero / black painted base AN + £ =
KRITERIA/ACC base 4 razze cromato / chromed base ACC + £ 14

MONOCOLORE

ONE COLOR

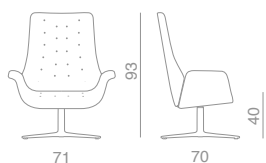
fissa	fixed	KR5MF	1329	1376	1446	1590
girevole	swivel	KR5MG	1341	1388	1458	1603

BICOLORE

TWO COLOURS

BICOLORE/TWO COLOURS

fissa	fixed	KR5BF	1399	1458	1562	1719
girevole	swivel	KR5BG	1411	1469	1574	1732



BASE ALLUMINIO 4 RAZZE

**4-STAR
ALUMINIUM BASE**

KRITERIA/AN base 4 razze all. v. nero / black painted alu. base AN + £ =
KRITERIA/AL base 4 razze all. lucido / polished aluminium base AL + £ =

MONOCOLORE

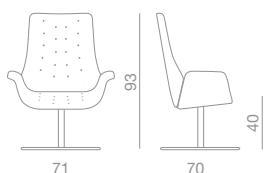
ONE COLOR

girevole	swivel	KR5M4	1341	1388	1458	1603
----------	--------	-------	------	------	------	------

BICOLORE

TWO COLOURS

girevole	swivel	KR5B4	1411	1469	1574	1732
----------	--------	-------	------	------	------	------



**BASE ROTONDA
ACCIAIO INOX Ø 580**

**ROUNDED STAINLESS
STEEL BASE Ø 580**

MONOCOLORE

ONE COLOR

fissa	fixed	KR5MF	1492	1539	1609	1770
girevole	swivel	KR5MG	1522	1569	1639	1803

BICOLORE

TWO COLOURS

BICOLORE/TWO COLOURS

fissa	fixed	KR5BF	1562	1621	1726	1898
girevole	swivel	KR5BG	1592	1650	1755	1931

NOTE:

BICOLORE - TWO COLOURS

Il primo codice identifica il sedile e lo schienale. Il secondo codice identifica le parti esterne della poltrona.

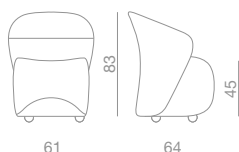
The first code refers to seat and back. The second code refers to the lateral part of the armchair.

KOCCOLA



Solo a richiesta Omologazione al fuoco - Classe 11M c/sovrapprezzo +10% con tess. Planet cat. A - Fire resistance Italian homologation on request

COD. CODE	CAT. A	CAT. C	CAT. D	CAT. E
	£	£	£	£



MONOCOLORE

4 piedini

4 ruote

ONE COLOUR

4 feet

4 castors

KL1M4P	805	851	921	1013
KL1M4R	816	863	933	1026

BICOLORE

4 piedini

4 ruote

TWO COLOURS

4 feet

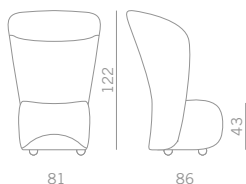
4 castors

KL1B4P	851	898	979	1077
KL1B4R	863	909	991	1090

KOCCOLA PLUS



COD. CODE	CAT. A	CAT. C	CAT. D	CAT. E
	£	£	£	£



MONOCOLORE

4 piedini

ONE COLOUR

4 feet

KL3M4P	979	1038	1143	1257
--------	-----	------	------	------

BICOLORE

4 piedini

TWO COLOURS

4 feet

KL3B4P	1038	1096	1224	1347
--------	------	------	------	------



APPOGGIATESTA

(da premontare)

HEADREST

(assembly before)

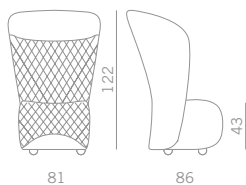
KL6AT	140	146	152	167
-------	-----	-----	-----	-----

KOCCOLA TOP

Con cucitura romboidale - With rhomboidal stitching



COD. CODE	CAT. A	CAT. C	CAT. D	CAT. E
	£	£	£	£



MONOCOLORE

4 piedini

ONE COLOUR

4 feet

KL5MPR	1248	1306	1411	1552
--------	------	------	------	------

BICOLORE

4 piedini

TWO COLOURS

4 feet

KL5BPR	1306	1364	1492	1642
--------	------	------	------	------



APPOGGIATESTA

(da premontare)

HEADREST

(assembly before)

KL6AT	140	146	152	167
-------	-----	-----	-----	-----

KOCCOLA-PLUS-TOP

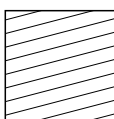
NOTE: VERSIONE BICOLORE TWO COLOURS VERSION

Viene eseguito nell'ambito della stessa categoria e tipologia di tessuto.

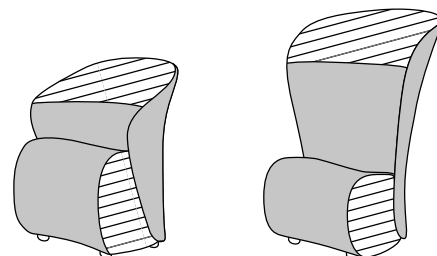
It is made within same category and type of fabric.

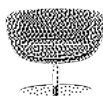


1° Codice
1st Code



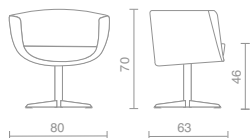
2° Codice
2nd Code





Solo a richiesta Omologazione al fuoco - Classe 1IM c/sovrapprezzo +10% con tess. Planet cat. A Trevi cat. C - Fire resistance Italian homologation on request

COD. CODE	CAT. A	CAT. C	CAT. D	CAT. E
	£	£	£	£



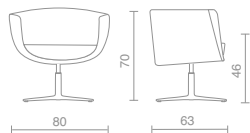
**BASE ACCIAIO
4 RAZZE**

**4-STAR
STEEL BASE**

fissa	fixed
girevole	swivel

KOPPA/AN base 4 razze v. nero / black painted base AN + £ =
KOPPA/ACC base 4 razze cromato / chromed base ACC + £ 14

KOP3	851	898	979	1077
KOP4	863	909	991	1090



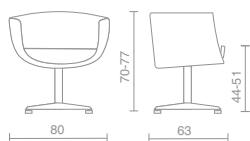
**BASE ALLUMINIO
4 RAZZE**

**4-STAR
ALUMINIUM BASE**

girevole	swivel
----------	--------

KOPPA/AN base 4 razze all. v. nero / black painted alu. base AN + £ =
KOPPA/AL base 4 razze all. lucido / polished aluminium base AL + £ =

KOP7	863	909	991	1090
------	-----	-----	-----	------

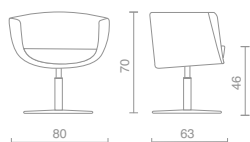


**AL4
BASE 4 RAZZE
ALLUMINIO LUCIDO**

**AL4
4-STAR POLISHED
ALUMINIUM BASE**

girevole c/gas	swivel w/gaslift
----------------	------------------

KOP5G4	793	840	921	1013
--------	-----	-----	-----	------

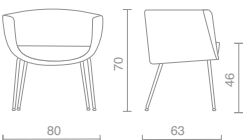


**BASE ACCIAIO INOX
ROTONDA Ø 580**

**ROUNDED STAINLESS STEEL
BASE Ø 580**

fissa	fixed
girevole	swivel

KOP1FX	1119	1166	1248	1372
KOP1GX	1149	1196	1277	1405



**TELAIO 4 GAMBE
VERNICIATO ALLUMINIO**

**4 LEGS
ALU. PAINTED FRAME**

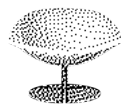
fissa	fixed
-------	-------

KOP2	723	770	851	936
------	-----	-----	-----	-----

NOTE: BICOLORE - TWO COLOURS
Il primo codice identifica il sedile. Il secondo codice identifica lo schienale.
The first code refers to the seat. The second code refers to the backrest.

£

+58



Solo a richiesta Omologazione al fuoco - Classe 11M c/sovrapprezzo +10% con tess. Trevi cat. C - Fire resistance Italian homologation on request

BASE FISSA ACCIAIO 4 RAZZE	4-STAR FIXED STEEL BASE	KROKUS/AN base 4 razze v. nero / black painted base AN + £ =	KROKUS/ACC base 4 razze cromato / chromed base ACC + £ 14
monocolore	one color	KKS1MF	1014
bicolore	two colours	KKS1BF	1061
BASE GIREVOLE ACCIAIO 4 RAZZE	4-STAR SWIVEL STEEL BASE	KKS2MG	1026
bicolore	two colours	KKS2BG	1073

BASE GIREVOLE ALLUMINIO 4 RAZZE	4-STAR SWIVEL ALUMINIUM BASE	KROKUS/AN base 4 razze all. v. nero / black painted alu. base AN + £ =	KROKUS/AL base 4 razze all. lucido / polished aluminium base AL + £ =
monocolore	one color	KKS4M	1026
bicolore	two colours	KKS4B	1073
AL4 BASE 4 RAZZE ALLUMINIO LUCIDO	AL4 4-STAR POLISHED ALUMINIUM BASE	KKS2M4	956
MONOCOLORE	ONE COLOR	KKS2B4	1003
girevole c/gas	swivel w/gaslift	KKS2B4	1049
BICOLORE	TWO COLOURS	KKS2B4	1231
girevole c/gas	swivel w/gaslift	KKS2B4	1231
BASE ROTONDA ACCIAIO INOX Ø 580	ROUNDED STAINLESS STEEL BASE Ø 580	KS3MFX	1178
MONOCOLORE	ONE COLOR	KS3MGX	1207
fissa	fixed	KS3MFX	1224
girevole	swivel	KS3MGX	1254
BICOLORE	TWO COLOURS	KS3BFX	1271
fissa	fixed	KS3BFX	1341
girevole	swivel	KS3BGX	1371

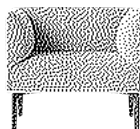
NOTE:

BICOLORE - TWO COLOURS

Il primo codice identifica il sedile e lo schienale. Il secondo codice identifica il retro schienale.

The first code refers to seat and backrest. The second code refers to the backside.

KEY JOIN



Normativa Europea - European Standard EN16139

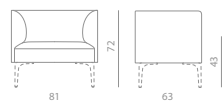
In corso: solo a richiesta Omologazione al fuoco - Classe 11M c/sovrapprezzo +10% con tess. Planet cat. A e Trevi cat. C

In progress: fire resistance Italian homologation on request

COD. CODE	CAT. A	CAT. C	CAT. D	CAT. E
	£	£	£	£

**ELEMENTI ASSEMBLATI
CON BRACCIOLI
PIEDI ESCLUSI**

**ASSEMBLED ELEMENTS
WITH ARMS
FEET NOT INCLUDED**



MONOCOLORE

ONE COLOR

poltrona

armchair

KJ1M

1364

1458

1597

1757

BICOLORE

TWO COLOURS

poltrona

armchair

KJ1B

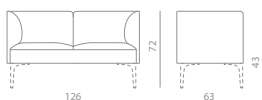
1458

1562

1702

1873

PIEDI ESCLUSI - FEET NOT INCLUDED



MONOCOLORE

ONE COLOR

divano 2 posti

2-seater sofa

KJ2M

1842

1971

2145

2360

BICOLORE

TWO COLOURS

divano 2 posti

2-seater sofa

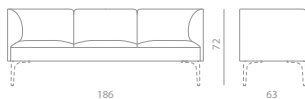
KJ2B

1947

2087

2274

2501



MONOCOLORE

ONE COLOR

divano 3 posti

3-seater sofa

KJ3M

2367

2530

2752

3027

BICOLORE

TWO COLOURS

divano 3 posti

3-seater sofa

KJ3B

2472

2647

2892

3181



KEY JOIN/AB PIEDI VERNICIATI BIANCO / WHITE PAINTED FEET

AB £=

KEY JOIN/AN PIEDI VERNICIATI NERI / BLACK PAINTED FEET

AN £=

KEY JOIN/AT PIEDI VERNICIATI TORTORA / DOVE-COLOR PAINTED FEET

AT £=

KEY JOIN/AL PIEDI AL. LUCIDO / POLISHED ALU FEET

AL £=

confezione 4 piedi

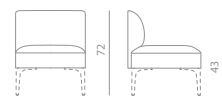
feet set (4 pcs.)

KJ4P

247

**ELEMENTI ASSEMBLATI
SENZA BRACCIOLI
PIEDI ESCLUSI**

**ASSEMBLED ELEMENTS
WITHOUT ARMS
FEET NOT INCLUDED**



MONOCOLORE

ONE COLOR

elemento 1 posto

1-seater element

KJ01M

921

979

1061

1167

BICOLORE

TWO COLOURS

elemento 1 posto

1-seater element

KJ01B

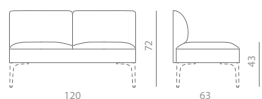
991

1061

1166

1283

PIEDI ESCLUSI - FEET NOT INCLUDED



MONOCOLORE

ONE COLOR

elemento 2 posti

2-seater element

KJ02M

1376

1469

1597

1757

BICOLORE

TWO COLOURS

elemento 2 posti

2-seater element

KJ02B

1446

1551

1691

1860



MONOCOLORE

ONE COLOR

elemento 3 posti

3-seater element

KJ03M

1842

1959

2110

2322

BICOLORE

TWO COLOURS

elemento 3 posti

3-seater element

KJ03B

1947

2087

2274

2501



KEY JOIN/AB PIEDI VERNICIATI BIANCO / WHITE PAINTED FEET

AB £=

KEY JOIN/AN PIEDI VERNICIATI NERI / BLACK PAINTED FEET

AN £=

KEY JOIN/AT PIEDI VERNICIATI TORTORA / DOVE-COLOR PAINTED FEET

AT £=

KEY JOIN/AL PIEDI AL. LUCIDO / POLISHED ALU FEET

AL £=

confezione 4 piedi

feet set (4 pcs.)

KJ4P

247

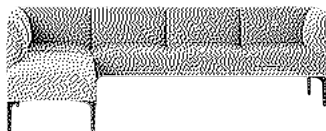
NOTE:

BICOLORE - TWO COLOURS

Il primo codice identifica il sedile. Il secondo codice identifica lo schienale.

The first code refers to the seat. The second code refers to the backrest.

KEY JOIN



Normativa Europea - European Standard EN16139

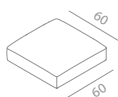
In corso: solo a richiesta Omologazione al fuoco - Classe 1IM c/sovrapprezzo +10% con tess. Planet cat. A e Trevi cat. C

In progress: fire resistance Italian homologation on request

COD. CODE	CAT. A	CAT. C	CAT. D	CAT. E
	£	£	£	£

**ELEMENTI MODULARI
DA ASSEMBLARE
PIEDI ESCLUSI**

**MODULAR ELEMENTS
TO BE ASSEMBLED
FEET NOT INCLUDED**



SEDUTA

SEAT

1 posto/angolo

1-seater element/angle

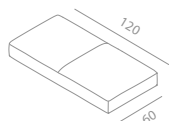
KJ1SED

618

665

723

795



SEDUTA

SEAT

2 posti

2-seater element

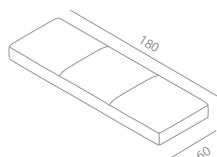
KJ2SED

921

979

1061

1167



SEDUTA

SEAT

3 posti

3-seater element

KJ3SED

1224

1294

1399

1539



SCHIENALE

BACKREST

basso

low

KJ5SCHB

466

501

560

616



SCHIENALE

BACKREST

angolo/fianco basso

angle/low side

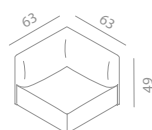
KJ6SCHBA

711

758

816

898



**SEDUTA E SCHIENALE
MONOCOLORE**

**SEAT AND BACKREST
ONE COLOR**

angolo/fianco basso

angle/low side

KJ6SSBAM

1154

1224

1329

1462

BICOLORE

TWO COLOR

angolo/fianco basso

angle/low side

KJ6SSBAB

1201

1283

1388

1526



SCHIENALE

BACKREST

alto

high

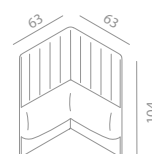
KJ7SCHA

606

641

700

—



SCHIENALE

BACKREST

angolo/fianco alto

angle/high side

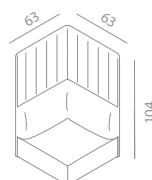
KJ8SCHAA

991

1061

1143

—



**SEDUTA E SCHIENALE
MONOCOLORE**

**SEAT AND BACKREST
ONE COLOR**

angolo/fianco alto

angle/high side

KJ8SSAAM

1481

1574

1714

—

BICOLORE

Two color

angolo/fianco alto

angle/high side

KJ8SSAAB


1527

1621

1772

—

KEY JOIN

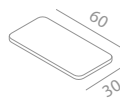


COD.
CODE

£

**PIANI TAVOLO
IN MELAMINICO
PIEDI ESCLUSI**

**MELAMINIC TABLE TOPS
FEET NOT INCLUDED**



**UTILIZZO SOLO
TRA ELEMENTI**

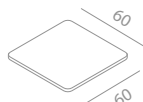
**USE ONLY
BETWEEN ELEMENTS**

piano tavolo bianco
piano tavolo nero

white table top
black table top

KJ30TB
KJ30TN

198
198



**UTILIZZO SINGOLO
O TRA ELEMENTI**

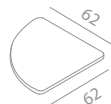
**SINGLE USE OR
BETWEEN ELEMENTS**

piano tavolo bianco
piano tavolo nero

white table top
black table top

KJ60TB
KJ60TN

233
233



**UTILIZZO SOLO
TRA ELEMENTI**

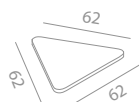
**USE ONLY
BETWEEN ELEMENTS**

piano tavolo ad angolo bianco
piano tavolo ad angolo nero

white angle table top
black angle table top

KJ63TB
KJ63TN

228
228



**UTILIZZO SOLO
TRA ELEMENTI**

**USE ONLY
BETWEEN ELEMENTS**

piano tavolo a spicchio bianco
piano tavolo a spicchio nero

white triangle table top
black triangle table top

KJ73TB
KJ73TN

228
228

**PIEDI IN ALLUMINIO
PER ELEMENTI SEDUTE
E PIANI TAVOLO**

**ALUMINIUM FEET
FOR SEAT ELEMENTS
AND TABLE TOPS**

KEY JOIN/AB PIEDI VERNICIATI BIANCO / WHITE PAINTED FEET
KEY JOIN/AN PIEDI VERNICIATI NERI / BLACK PAINTED FEET
KEY JOIN/AT PIEDI VERNICIATI TORTORA / DOVE-COLOR PAINTED FEET
KEY JOIN/AL PIEDI AL. LUCIDO / POLISHED ALU FEET

AB £=
AN £=
AT £=
AL £=



confezione 4 piedi
confezione 6 piedi
piede singolo supplementare
(per elementi ad angolo 90°)

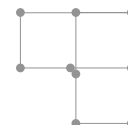
feet set (4 pcs.)
feet set (6 pcs.)
additional single feet
(for 90° angle elements)

KJ4P
KJ6P
KJ1P

247
371
63

**ESEMPI QUANTITÀ PIEDI
OCCORRENTI PER UNIRE
I VARI ELEMENTI**

**EXAMPLES OF FEET QUANTITY
NEEDED TO JOIN
THE VARIOUS ELEMENTS**



n°4 piedi / feet

n°6 piedi / feet

n°8 piedi / feet

n°10 piedi / feet

n°9 piedi / feet

n°1 KJ4P


n°1 KJ6P

n°2 KJ4P

n°1 KJ4P
n°1 KJ6P

n°1 KJ1P
n°2 KJ4P

OPTIONAL



DOPPIA PRESA USB

per ricarica dispositivi mobili

DOUBLE USB CHARGE SET

for mobile devices

KKRIC

228

IL KIT VA PREMONTATO
THE SET MUST BE PRE-ASSEMBLED



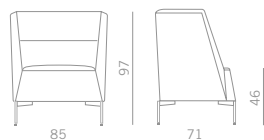
KENDO

Schienale medio con cuscino lombare
Medium back with lumbar cushion




Normativa Europea - European Standard EN16139 EN1728 EN1022
Solo a richiesta Omologazione al fuoco - Classe 1IM c/sovrapprezzo +10% con Planet cat. A e classe 2IM con Extrema cat. D
Fire resistance Italian homologation on request

COD. CODE	CAT. A	CAT. C	CAT. D	CAT. E
	£	£	£	£

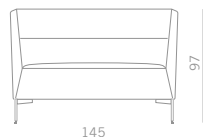


MONOCOLORE	ONE COLOUR				
poltrona c/piedini bianco	armchair w/white feet	KD41MB	2017	2122	2262
poltrona c/piedini grigio	armchair w/grey feet	KD41MG			
poltrona c/piedini arancio	armchair w/orange feet	KD41MA			
poltrona c/piedini lava	armchair w/lava feet	KD41ML			
poltrona c/piedini nero	armchair w/black feet	KD41MN			
					2488
BICOLORE	TWO COLOURS				
poltrona c/piedini bianco	armchair w/white feet	KD41BB	2075	2180	2320
poltrona c/piedini grigio	armchair w/grey feet	KD41BG			
poltrona c/piedini arancio	armchair w/orange feet	KD41BA			
poltrona c/piedini lava	armchair w/lava feet	KD41BL			
poltrona c/piedini nero	armchair w/black feet	KD41BN			
					2552

Con tavolino rotante - With revolving table

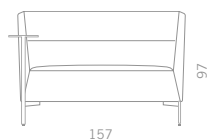


MONOCOLORE	ONE COLOUR				
poltrona c/piedini bianco	armchair w/white feet	KD41TMB	2110	2215	2355
poltrona c/piedini grigio	armchair w/grey feet	KD41TMG			
poltrona c/piedini arancio	armchair w/orange feet	KD41TMA			
poltrona c/piedini lava	armchair w/lava feet	KD41TML			
poltrona c/piedini nero	armchair w/black feet	KD41TMN			
					2591
BICOLORE	TWO COLOURS				
poltrona c/piedini bianco	armchair w/white feet	KD41TBB	2169	2274	2414
poltrona c/piedini grigio	armchair w/grey feet	KD41TBG			
poltrona c/piedini arancio	armchair w/orange feet	KD41TBA			
poltrona c/piedini lava	armchair w/lava feet	KD41TBL			
poltrona c/piedini nero	armchair w/black feet	KD41TBN			
					2655



MONOCOLORE	ONE COLOUR				
divano 2 posti c/piedini bianco	2 seats w/white feet	KD42MB	2554	2693	2903
divano 2 posti c/piedini grigio	2 seats w/grey feet	KD42MG			
divano 2 posti c/piedini arancio	2 seats w/orange feet	KD42MA			
divano 2 posti c/piedini lava	2 seats w/lava feet	KD42ML			
divano 2 posti c/piedini nero	2 seats w/black feet	KD42MN			
					3194
BICOLORE	TWO COLOURS				
divano 2 posti c/piedini bianco	2 seats w/white feet	KD42BB	2635	2775	2985
divano 2 posti c/piedini grigio	2 seats w/grey feet	KD42BG			
divano 2 posti c/piedini arancio	2 seats w/orange feet	KD42BA			
divano 2 posti c/piedini lava	2 seats w/lava feet	KD42BL			
divano 2 posti c/piedini nero	2 seats w/black feet	KD42BN			
					3283

Con tavolino rotante - With revolving table



MONOCOLORE	ONE COLOUR				
divano 2 posti c/piedini bianco	2 seats w/white feet	KD42TMB	2647	2787	2997
divano 2 posti c/piedini grigio	2 seats w/grey feet	KD42TMG			
divano 2 posti c/piedini arancio	2 seats w/orange feet	KD42TMA			
divano 2 posti c/piedini lava	2 seats w/lava feet	KD42TML			
divano 2 posti c/piedini nero	2 seats w/black feet	KD42TMN			
					3296
BICOLORE	TWO COLOURS				
divano 2 posti c/piedini bianco	2 seats w/white feet	KD42TBB	2728	2868	3078
divano 2 posti c/piedini grigio	2 seats w/grey feet	KD42TBG			
divano 2 posti c/piedini arancio	2 seats w/orange feet	KD42TBA			
divano 2 posti c/piedini lava	2 seats w/lava feet	KD42TBL			
divano 2 posti c/piedini nero	2 seats w/black feet	KD42TBN			
					3386

NOTE:

BICOLORE - TWO COLOURS

Il primo codice identifica le parti interne: sedile, schienale e braccioli.

Il secondo codice identifica tutte le parti esterne e il cuscino lombare nelle versioni medie e alte.

The first code refers to the inner parts of seat, backrest and arms. The second one refers to all external parts and the lumbar cushion for the high and medium versions.

NOTE:

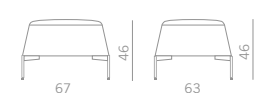
Il tavolino rotante può essere montato sia a destra sia a sinistra.

The revolving table can be assembled either on the right or the left side.

KENDO (POUF)

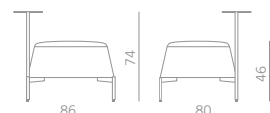


Normativa Europea - European Standard EN16139 EN1728 EN1022
Solo a richiesta Omologazione al fuoco - Classe 1IM c/sovrapprezzo +10% con Planet cat. A e classe 2IM con Extrema cat. D
Fire resistance Italian homologation on request



<i>MONOCOLORE</i>	<i>ONE COLOUR</i>				
pouf c/piedini bianco	pouf w/white feet	KD10MB	886	921	968
pouf c/piedini grigio	pouf w/grey feet	KD10MG			
pouf c/piedini arancio	pouf w/orange feet	KD10MA			
pouf c/piedini lava	pouf w/lava feet	KD10ML			
pouf c/piedini nero	pouf w/black feet	KD10MN			
<i>BICOLORE</i>	<i>TWO COLOURS</i>				
pouf c/piedini bianco	pouf w/white feet	KD10BB	921	956	1003
pouf c/piedini grigio	pouf w/grey feet	KD10BG			
pouf c/piedini arancio	pouf w/orange feet	KD10BA			
pouf c/piedini lava	pouf w/lava feet	KD10BL			
pouf c/piedini nero	pouf w/black feet	KD10BN			

Con tavolino rotante - With revolving table

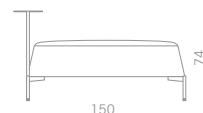


<i>MONOCOLORE</i>	<i>ONE COLOUR</i>				
pouf c/piedini bianco	pouf w/white feet	KD10TMB	979	1014	1061
pouf c/piedini grigio	pouf w/grey feet	KD10TMG			
pouf c/piedini arancio	pouf w/orange feet	KD10TMA			
pouf c/piedini lava	pouf w/lava feet	KD10TML			
pouf c/piedini nero	pouf w/black feet	KD10TMN			
<i>BICOLORE</i>	<i>TWO COLOURS</i>				
pouf c/piedini bianco	pouf w/white feet	KD10TBB	1014	1049	1096
pouf c/piedini grigio	pouf w/grey feet	KD10TBG			
pouf c/piedini arancio	pouf w/orange feet	KD10TBA			
pouf c/piedini lava	pouf w/lava feet	KD10TBL			
pouf c/piedini nero	pouf w/black feet	KD10TBN			




<i>MONOCOLORE</i>	<i>ONE COLOUR</i>				
pouf c/piedini bianco	pouf w/white feet	KD20MB	1178	1224	1294
pouf c/piedini grigio	pouf w/grey feet	KD20MG			
pouf c/piedini arancio	pouf w/orange feet	KD20MA			
pouf c/piedini lava	pouf w/lava feet	KD20ML			
pouf c/piedini nero	pouf w/black feet	KD20MN			
<i>BICOLORE</i>	<i>TWO COLOURS</i>				
pouf c/piedini bianco	pouf w/white feet	KD20BB	1224	1271	1341
pouf c/piedini grigio	pouf w/grey feet	KD20BG			
pouf c/piedini arancio	pouf w/orange feet	KD20BA			
pouf c/piedini lava	pouf w/lava feet	KD20BL			
pouf c/piedini nero	pouf w/black feet	KD20BN			

Con tavolino rotante - With revolving table



<i>MONOCOLORE</i>	<i>ONE COLOUR</i>				
pouf c/piedini bianco	pouf w/white feet	KD20TMB	1271	1318	1388
pouf c/piedini grigio	pouf w/grey feet	KD20TMG			
pouf c/piedini arancio	pouf w/orange feet	KD20TMA			
pouf c/piedini lava	pouf w/lava feet	KD20TML			
pouf c/piedini nero	pouf w/black feet	KD20TMN			
<i>BICOLORE</i>	<i>TWO COLOURS</i>				
pouf c/piedini bianco	pouf w/white feet	KD20TBB	1318	1364	1434
pouf c/piedini grigio	pouf w/grey feet	KD20TBG			
pouf c/piedini arancio	pouf w/orange feet	KD20TBA			
pouf c/piedini lava	pouf w/lava feet	KD20TBL			
pouf c/piedini nero	pouf w/black feet	KD20TBN			

OPTIONAL

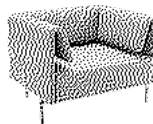


IL KIT VA PREMONTATO
THE SET MUST BE PRE-ASSEMBLED

<i>DOPPIA PRESA USB</i>	<i>DOUBLE USB CHARGE SET</i>		
per ricarica dispositivi mobili	for mobile devices	KKRIC	228

KLINT

Versione schienale liscio
Flat back version



Normativa Europea - European Standard EN16139

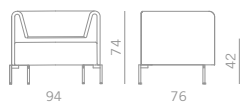
Solo a richiesta Omologazione al fuoco Classe 1IM c/sovrapprezzo +10% con tessuto Skill cat. C - Fire resistance Italian homologation on request

COD. CODE	CAT. A	CAT. C	CAT. D	CAT. E
	£	£	£	£

VERSIONE PIEDI FEET VERSION

KLINT/VB PIEDINI VERNICIATI BIANCO / WHITE PAINTED FEET
KLINT/VG PIEDINI VERNICIATI GRIGIO / GREY PAINTED FEET
KLINT/VA PIEDINI VERNICIATI ARANCIO / ORANGE PAINTED FEET
KLINT/VL PIEDINI VERNICIATI LAVA / LAVA PAINTED FEET
KLINT/VN PIEDINI VERNICIATI NERO / BLACK PAINTED FEET

VB £=
VG £=
VA £=
VL £=
VN £=



poltrona monocolore con braccioli	one colour armchair with arms	KL11M	2029	2169	2309	2540
poltrona bicolore con braccioli	bicolour armchair with arms	KL11B	2087	2227	2367	—



C/TAVOLINO ROTANTE	W/REVOLVING TABLE					
poltrona monocolore con braccioli	one colour armchair with arms	KL11TM	2122	2262	2402	2642
poltrona bicolore con braccioli	bicolour armchair with arms	KL11TB	2180	2320	2460	—



divano 2p monocolore con braccioli	one colour 2 seater sofa with arms	KL12M	2495	2658	2822	3104
divano 2p bicolore con braccioli	bicolour 2 seater sofa with arms	KL12B	2554	2717	2880	—



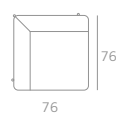
C/TAVOLINO ROTANTE	W/REVOLVING TABLE					
divano 2p monocolore con braccioli	one colour 2 seater sofa with arms	KL12TM	2589	2752	2915	3207
divano 2p bicolore con braccioli	bicolour 2 seater sofa with arms	KL12TB	2647	2810	2973	—



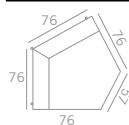
divano 3p monocolore con braccioli	one colour 3 seater sofa with arms	KL13M	2845	3055	3265	3591
divano 3p bicolore con braccioli	bicolour 3 seater sofa with arms	KL13B	2903	3113	3323	—



C/TAVOLINO ROTANTE	W/REVOLVING TABLE					
divano 3p monocolore con braccioli	one colour 3 seater sofa with arms	KL13TM	2938	3148	3358	3694
divano 3p bicolore con braccioli	bicolour 3 seater sofa with arms	KL13TB	2997	3207	3416	—



elemento angolare 90° monocolore dx-sx	one colour corner element 90° right-left	KL14M	1726	1831	1936	2129
elemento angolare 90° bicolore dx-sx	bicolour corner element 90° right-left	KL14B	1784	1889	1994	—



elemento angolare 120° c/5 piedini monocolore	one colour corner element 120° w/5 feet	KL15M	2169	2285	2402	2642
elemento angolare 120° c/5 piedini bicolore	bicolour corner element 120° w/5 feet	KL15B	2227	2344	2460	—




elemento 1p monocolore	one colour 1 seater element	KL01M	1283	1364	1446	1590
elemento 1p bicolore	bicolour 1 seater element	KL01B	1341	1423	1504	—

















elemento 2p monocolore	one colour 2 seater element	KL02M	1807	1924	2041	2245
elemento 2p bicolore	bicolour 2 seater element	KL02B	1866	1982	2099	—













elemento 3p monocolore	one colour 3 seater element	KL03M	2227	2390	2554	2809
elemento 3p bicolore	bicolour 3 seater element	KL03B	2285	2449	2612	—



			COD. CODE	CAT. A £	CAT. C £	CAT. D £	CAT. E £
 88-90	elemento 1p monocolore c/bracc dx	one colour 1 seater element w/right armrest	KL21MDX	1714	1819	1924	2116
	elemento 1p bicolore c/bracc dx	bicolour 1 seater element w/right armrest	KL21BDX	1772	1877	1982	—
 95-97	C/TAVOLINO ROTANTE W/REVOLVING TABLE						
	elemento 1p monocolore c/bracc dx	one colour 1 seater element w/right armrest	KL21TMDX	1807	1912	2017	2219
	elemento 1p bicolore c/bracc dx	bicolour 1 seater element w/right armrest	KL21TBDX	1866	1971	2075	—
 152-154	elemento 2p monocolore c/bracc dx	one colour 2 seater element w/right armrest	KL22MDX	2180	2320	2460	2706
	elemento 2p bicolore c/bracc dx	bicolour 2 seater element w/right armrest	KL22BDX	2239	2379	2519	—
 159-161	C/TAVOLINO ROTANTE W/REVOLVING TABLE						
	elemento 2p monocolore c/bracc dx	one colour 2 seater element w/right armrest	KL22TMDX	2274	2414	2554	2809
	elemento 2p bicolore c/bracc dx	bicolour 2 seater element w/right armrest	KL22TBDX	2332	2472	2612	—
 212-214	elemento 3p monocolore c/bracc dx	one colour 3 seater element w/right armrest	KL23MDX	2530	2693	2857	3142
	elemento 3p bicolore c/bracc dx	bicolour 3 seater element w/right armrest	KL23BDX	2589	2752	2915	—
 219-221	C/TAVOLINO ROTANTE W/REVOLVING TABLE						
	elemento 3p monocolore c/bracc dx	one colour 3 seater element w/right armrest	KL23TMDX	2624	2787	2950	3245
	elemento 3p bicolore c/bracc dx	bicolour 3 seater element w/right armrest	KL23TBDX	2682	2845	3008	—
 88-90	elemento 1p monocolore c/bracc sx	one colour 1 seater element w/left armrest	KL31MSX	1714	1819	1924	2116
	elemento 1p bicolore c/bracc sx	bicolour 1 seater element w/left armrest	KL31BSX	1772	1877	1982	—
 95-97	C/TAVOLINO ROTANTE W/REVOLVING TABLE						
	elemento 1p monocolore c/bracc sx	one colour 1 seater element w/left armrest	KL31TMSX	1807	1912	2017	2219
	elemento 1p bicolore c/bracc sx	bicolour 1 seater element w/left armrest	KL31TBSX	1866	1971	2075	—
 152-154	elemento 2p monocolore c/bracc sx	one colour 2 seater element w/left armrest	KL32MSX	2180	2320	2460	2706
	elemento 2p bicolore c/bracc sx	bicolour 2 seater element w/left armrest	KL32BSX	2239	2379	2519	—
 159-161	C/TAVOLINO ROTANTE W/REVOLVING TABLE						
	elemento 2p monocolore c/bracc sx	one colour 2 seater element w/left armrest	KL32TMSX	2274	2414	2554	2809
	elemento 2p bicolore c/bracc sx	bicolour 2 seater element w/left armrest	KL32TBSX	2332	2472	2612	—
 212-214	elemento 3p monocolore c/bracc sx	one colour 3 seater element w/left armrest	KL33MSX	2530	2693	2857	3142
	elemento 3p bicolore c/bracc sx	bicolour 3 seater element w/left armrest	KL33BSX	2589	2752	2915	—
 219-221	C/TAVOLINO ROTANTE W/REVOLVING TABLE						
	elemento 3p monocolore c/bracc sx	one colour 3 seater element w/left armrest	KL33TMSX	2624	2787	2950	3245
	elemento 3p bicolore c/bracc sx	bicolour 3 seater element w/left armrest	KL33TBSX	2682	2845	3008	—
 152-154	elemento a penisola 2p monocolore c/bracc dx	2 seater one colour "penisola" element with right arm	KL42MDX	2180	2320	2460	2706
	elemento a penisola 2p bicolore c/bracc dx	2 seater bicolour "penisola" element with right arm	KL42BDX	2239	2379	2519	—
 159-161	C/TAVOLINO ROTANTE W/REVOLVING TABLE						
	elemento a penisola 2p monocolore c/bracc dx	2 seater one colour "penisola" element with right arm	KL42TMDX	2274	2414	2554	2809
	elemento a penisola 2p bicolore c/bracc dx	2 seater bicolour "penisola" element with right arm	KL42TBDX	2332	2472	2612	—



			COD. CODE	CAT. A £	CAT. C £	CAT. D £	CAT. E £
	elemento a penisola 3p monocolore c/bracc dx	3 seater one colour "penisola" element with right arm	KL43MDX	2530	2693	2857	3142
212-214	elemento a penisola 3p bicolore c/bracc dx	3 seater bicolour "penisola" element with right arm	KL43BDX	2589	2752	2915	—
	C/TAVOLINO ROTANTE	W/REVOLVING TABLE					
219-221	elemento a penisola 3p monocolore c/bracc dx	3 seater one colour "penisola" element with right arm	KL43TMDX	2624	2787	2950	3245
	elemento a penisola 3p bicolore c/bracc dx	3 seater bicolour "penisola" element with right arm	KL43TBDX	2682	2845	3008	—
	elemento a penisola 2p monocolore c/bracc sx	2 seater one colour "penisola" element with left arm	KL52MSX	2180	2320	2460	2706
152-154	elemento a penisola 2p bicolore c/bracc sx	2 seater bicolour "penisola" element with left arm	KL52BSX	2239	2379	2519	—
	C/TAVOLINO ROTANTE	W/REVOLVING TABLE					
159-161	elemento a penisola 2p monocolore c/bracc sx	2 seater one colour "penisola" element with left arm	KL52TMSX	2274	2414	2554	2809
	elemento a penisola 2p bicolore c/bracc sx	2 seater bicolour "penisola" element with left arm	KL52TBSX	2332	2472	2612	—
	elemento a penisola 3p monocolore c/bracc sx	3 seater one colour "penisola" element with left arm	KL53MSX	2530	2693	2857	3142
212-214	elemento a penisola 3p bicolore c/bracc sx	3 seater bicolour "penisola" element with left arm	KL53BSX	2589	2752	2915	—
	C/TAVOLINO ROTANTE	W/REVOLVING TABLE					
219-221	elemento a penisola 3p monocolore c/bracc sx	3 seater one colour "penisola" element with left arm	KL53TMSX	2624	2787	2950	3245
	elemento a penisola 3p bicolore c/bracc sx	3 seater bicolour "penisola" element with left arm	KL53TBSX	2682	2845	3008	—
	elemento a penisola dx-sx monocolore 3p	3 seater one colour "penisola" right-left element	KL63M	2227	2390	2554	2809
206-210	elemento a penisola dx-sx bicolore 3p	3 seater bicolour "penisola" right-left element	KL63B	2285	2449	2612	—
	pouf 1p	1 seater pouff	KL16	921	956	1003	1103
84							
							
72							
	pouf 2p	2 seater pouff	KL17	1119	1178	1248	1372
148							

OPTIONAL



IL KIT VA PREMONTATO
THE SET MUST BE PRE-ASSEMBLED

DOPPIA PRESA USB

per ricarica dispositivi mobili

DOUBLE USB CHARGE SET

for mobile devices

KKRIC

228

NOTE: **BICOLORE - BICOLOUR**
Il primo codice identifica il rivestimento del sedile, il secondo codice identifica il rivestimento dello schienale.
The first code refers to the seat, the second one to the backrest.

NOTE: **Il tavolino rotante può essere montato sia a destra sia a sinistra.**
The revolving table can be assembled either on the right or on the left side.

NOTE: **Tutti gli elementi, sui lati senza braccioli, sono già predisposti con sistema per l'eventuale aggancio.**
Il termine bracciolo DX o SX è considerato da seduti.
All elements, on the sides without armrests, are already equipped with linking device.
Right or left arm considered while seated.

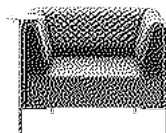


KLINT

Versione schienale trapuntato Quilted back version

Schienale trapuntato con rivestimento
Quilted back in synthetic leather

40T = C40F
41T = C41F
49T = C49F
52T = C52F



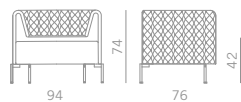
Normativa Europea - European Standard EN16139

COD. CODE	CAT. A	CAT. C	CAT. D	CAT. E
	£	£	£	£

VERSIONE PIEDI FEET VERSION

KLINT/VB PIEDINI VERNICIATI BIANCO / WHITE PAINTED FEET
 KLINT/VG PIEDINI VERNICIATI GRIGIO / GREY PAINTED FEET
 KLINT/VA PIEDINI VERNICIATI ARANCIO / ORANGE PAINTED FEET
 KLINT/VL PIEDINI VERNICIATI LAVA / LAVA PAINTED FEET
 KLINT/VN PIEDINI VERNICIATI NERO / BLACK PAINTED FEET

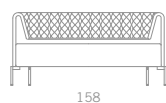
VB £=
VG £=
VA £=
VL £=
VN £=



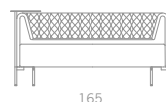
poltrona con braccioli	armchair with arms	KL11TR	2262	2367	2414	—
---------------------------	-----------------------	--------	------	------	------	---



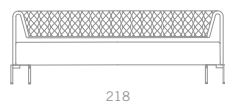
<i>C/TAVOLINO ROTANTE</i> poltrona con braccioli	<i>W/REVOLVING TABLE</i> armchair with arms	KL11TTR	2355	2460	2507	—
--	---	---------	------	------	------	---



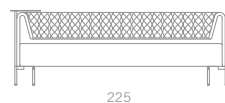
divano 2p con braccioli	2 seater sofa with arms	KL12TR	2728	2845	2892	—
----------------------------	----------------------------	--------	------	------	------	---



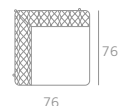
<i>C/TAVOLINO ROTANTE</i> divano 2p con braccioli	<i>W/REVOLVING TABLE</i> 2 seater sofa with arms	KL12TTR	2822	2938	2985	—
---	--	---------	------	------	------	---



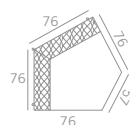
divano 3p con braccioli	3 seater sofa with arms	KL13TR	3078	3207	3265	—
----------------------------	----------------------------	--------	------	------	------	---



<i>C/TAVOLINO ROTANTE</i> divano 3p con braccioli	<i>W/REVOLVING TABLE</i> 3 seater sofa with arms	KL13TTR	3172	3300	3358	—
---	--	---------	------	------	------	---



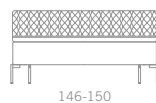
elemento angolare 90° dx-sx	corner element 90° right-left	KL14TR	1866	1936	1971	—
--------------------------------	----------------------------------	--------	------	------	------	---



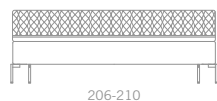
elemento angolare 120° c/5 piedini	corner element 120° w/5 feet	KL15TR	2309	2402	2449	—
---------------------------------------	---------------------------------	--------	------	------	------	---



elemento 1p	1 seater element	KL01TR	1516	1586	1621	—
-------------	------------------	--------	------	------	------	---



elemento 2p	2 seater element	KL02TR	2041	2122	2169	—
-------------	------------------	--------	------	------	------	---

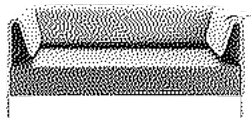


elemento 3p	3 seater element	KL03TR	2460	2565	2624	—
-------------	------------------	--------	------	------	------	---




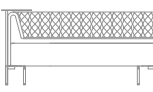

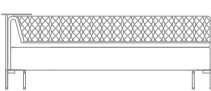


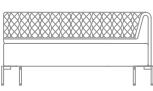
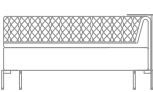
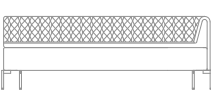
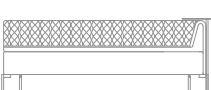
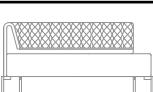
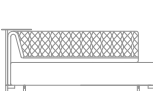
Versione schienale trapuntato Quilted back version

Schienale trapuntato con rivestimento
Quilted back in synthetic leather

40T = C40F
41T = C41F
49T = C49F
52T = C52F



Normativa Europea - European Standard EN16139

Schienale trapuntato con rivestimento Quilted back in synthetic leather		40T = C40F 41T = C41F 49T = C49F 52T = C52F		COD. CODE	CAT. A	CAT. C	CAT. D	CAT. E
		£	£		£	£		
 88-90	elemento 1p c/bracc dx	1 seater element w/right armrest	KL21TRDX	1947	2029	2064	—	
 95-97	C/TAVOLINO ROTANTE elemento 1p c/bracc dx	W/REVOLVING TABLE 1 seater element w/right armrest	K21TTRDX	2041	2122	2157	—	
 152-154	elemento 2p c/bracc dx	2 seater element w/right armrest	KL22TRDX	2414	2507	2554	—	
 159-161	C/TAVOLINO ROTANTE elemento 2p c/bracc dx	W/REVOLVING TABLE 2 seater element w/right armrest	K22TTRDX	2507	2600	2647	—	
 212-214	elemento 3p c/bracc dx	3 seater element w/right armrest	KL23TRDX	2763	2868	2927	—	
 219-221	C/TAVOLINO ROTANTE elemento 3p c/bracc dx	W/REVOLVING TABLE 3 seater element w/right armrest	K23TTRDX	2857	2962	3020	—	
 88-90	elemento 1p c/bracc sx	1 seater element w/left armrest	KL31TRSX	1947	2029	2064	—	
 95-97	C/TAVOLINO ROTANTE elemento 1p c/bracc sx	W/REVOLVING TABLE 1 seater element w/left armrest	K31TTRSX	2041	2122	2157	—	
 152-154	elemento 2p c/bracc sx	2 seater element w/left armrest	KL32TRSX	2414	2507	2554	—	
 159-161	C/TAVOLINO ROTANTE elemento 2p c/bracc sx	W/REVOLVING TABLE 2 seater element w/left armrest	K32TTRSX	2507	2600	2647	—	
 212-214	elemento 3p c/bracc sx	3 seater element w/left armrest	KL33TRSX	2763	2868	2927	—	
 219-221	C/TAVOLINO ROTANTE elemento 3p c/bracc sx	W/REVOLVING TABLE 3 seater element w/left armrest	K33TTRSX	2857	2962	3020	—	
 152-154	Elemento a penisola 2p c/bracc dx	2 Seater “penisola” element with right arm	KL42TRDX	2414	2507	2554	—	
 159-161	C/TAVOLINO ROTANTE elemento a penisola 2p c/bracc dx	W/REVOLVING TABLE 2 seater “penisola” element with right arm	K42TTRDX	2507	2600	2647	—	

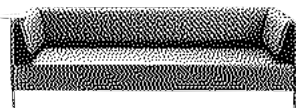


KLINT






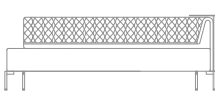
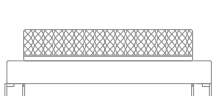
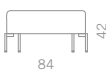


Versione schienale trapuntato Quilted back version

Schienale trapuntato con rivestimento
Quilted back in synthetic leather


40T = C40F
41T = C41F
49T = C49F
52T = C52F



Normativa Europea - European Standard EN16139

 212-214	elemento a penisola 3p c/bracc dx	3 seater "penisola" element with right arm	KL43TRDX	2763	2868	2927	—
 219-221	C/TAVOLINO ROTANTE elemento a penisola 3p c/bracc dx	W/REVOLVING TABLE 3 seater "penisola" element with right arm	K43TTRDX	2857	2962	3020	—
 152-154	elemento a penisola 2p c/bracc sx	2 seater "penisola" element with left arm	KL52TRSX	2414	2507	2554	—
 159-161	C/TAVOLINO ROTANTE elemento a penisola 2p c/bracc sx	W/REVOLVING TABLE 2 seater "penisola" element with left arm	K52TTRSX	2507	2600	2647	—
 212-214	elemento a penisola 3p c/bracc sx	3 seater "penisola" element with left arm	KL53TRSX	2763	2868	2927	—
 219-221	C/TAVOLINO ROTANTE elemento a penisola 3p c/bracc sx	W/REVOLVING TABLE 3 seater "penisola" element with left arm	K53TTRSX	2857	2962	3020	—
 206-210	elemento a penisola dx-sx 3p	3 seater "penisola" right-left element	KL63TR	2460	2565	2624	—
 84	pouf 1p	1 seater pouff	KL16	921	956	1003	1103
 72							
 148	pouf 2p	2 seater pouff	KL17	1119	1178	1248	1372

OPTIONAL



IL KIT VA PREMONTATO
THE SET MUST BE PRE-ASSEMBLED

DOPPIA PRESA USB

DOUBLE USB CHARGE SET

per ricarica dispositivi mobili

for mobile devices

KKRIC

228

NOTE: La trapuntatura dello schienale viene eseguita nei seguenti rivestimenti di similpelle, riconducibili ai seguenti codici di rivestimento:

40T=C40F 41T=C41F 49T=C49F 52T=C52F

Per i soli sedili possono essere invece utilizzati tutti i rivestimenti della cartella tessuti. Il primo codice identifica il rivestimento del sedile, il secondo codice identifica il rivestimento dello schienale trapuntato.

The quilting is made only in the upholsteries in synthetic leather with these codes: 40T=C40F 41T=C41F 49T=C49F 52T=C52F

While all the upholsteries in catalogue can be used for the seats. The first code refers to the seat, the second one to the quilted backrest.

NOTE: Il tavolino rotante può essere montato sia a destra sia a sinistra.

The revolving table can be assembled either on the right or on the left side.

NOTE: Tutti gli elementi, sui lati senza braccioli, sono già predisposti con sistema per l'eventuale aggancio.

Il termine bracciolo DX o SX è considerato da seduti.

All elements, on the sides without armrests, are already equipped with linking device.

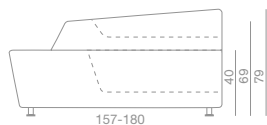
Right or left arm considered while seated.



Normativa Europea - European Standard EN1728

Solo a richiesta Omologazione Classe 1IM c/sovrapprezzo +10% con rivestimento Planet cat. A - Fire resistance Italian homologation on request

COD. CODE	CAT. A	CAT. C	CAT. D	CAT. E
	£	£	£	£



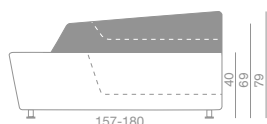
MONOCOLORE

elemento dx

ONE COLOUR

right element

KL1DXM	2484	2600	2775	—
--------	------	------	------	---



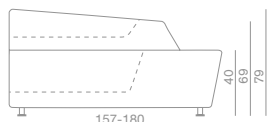
BICOLORE

elemento dx

TWO COLOURS

right element

KL1DXB	2554	2670	2868	—
--------	------	------	------	---



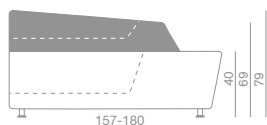
MONOCOLORE

elemento sx

ONE COLOUR

left element

KL2SXM	2484	2600	2775	—
--------	------	------	------	---



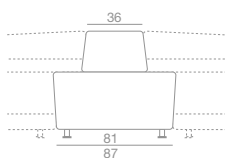
BICOLORE

elemento sx

TWO COLOURS

left element

KL2SXB	2554	2670	2868	—
--------	------	------	------	---



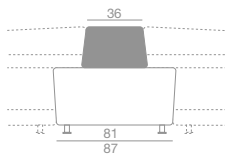
MONOCOLORE

elemento angolare
o collegamento

ONE COLOUR

corner element
or linking element

KL3ACM	1562	1632	1761	—
--------	------	------	------	---



BICOLORE


elemento angolare
o collegamento

TWO COLOURS

corner element
or linking element

KL3ACB	1597	1667	1796	—
--------	------	------	------	---

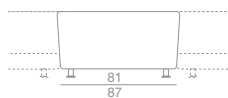




Normativa Europea - European Standard EN1728

Solo a richiesta Omologazione Classe 11M c/sovrapprezzo +10% con rivestimento Planet cat. A - Fire resistance Italian homologation on request

COD. CODE	CAT. A	CAT. C	CAT. D	CAT. E
	£	£	£	£



MONOCOLORE

seduta angolare

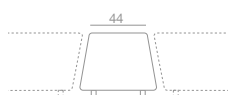
o collegamento

ONE COLOUR

corner seat

or linking seat

KL4ACM	1119	1178	1259	—
--------	------	------	------	---



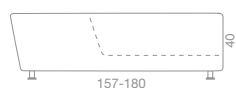
MONOCOLORE

seduta collegamento

ONE COLOUR

linking seat

KL5CCM	735	770	816	—
--------	-----	-----	-----	---



MONOCOLORE

seduta dx

ONE COLOUR

right seat

KL6DXM	1749	1831	1959	—
--------	------	------	------	---



MONOCOLORE

seduta sx

ONE COLOUR

left seat

KL7SXM	1749	1831	1959	—
--------	------	------	------	---

OPTIONAL



IL KIT VA PREMONTATO
THE SET MUST BE PRE-ASSEMBLED

DOPPIA PRESA USB

per ricarica dispositivi mobili

DOUBLE USB CHARGE SET

for mobile devices

KKRIC	228
-------	-----

NOTE: Gli ingombri, in funzione dei vari utilizzi, sono indicati nel catalogo tecnico.

The overall dimensions, according to the different compositions, are indicated on the technical catalogue.

NOTE: BICOLORE-TWO COLOURS

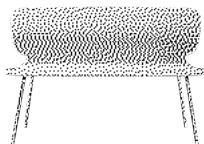
Il primo codice è riferito al sedile e alle sole parti laterali dello schienale.

Il secondo codice è riferito allo schienale e alle sole parti laterali del sedile.

The first code refers to the seat and to the side parts of the back. The second one to the back and the side parts of the seat.

KENDRA

Versione legno
Wooden version



Normativa Europea - European Standard EN16139

Schienale basso - low back



TELAIO SLITTA SEDUTA 2 POSTI

SLED FRAME 2 SEATER

rovere verniciato nero	black painted oak wood
rovere verniciato naturale	natural oak wood

TELAIO VERNICIATO ALLUMINIO/ALU. PAINTED FRAME
TELAIO VERNICIATO NERO/BLACK PAINTED FRAME
TELAIO CROMATO/CHROMED FRAME

AV £=
AN £=
AC +£ **38**

KE222N	1376
KE222R	1341



TELAIO 4 GAMBE SEDUTA 2 POSTI

4 LEGS FRAME 2 SEATER

rovere verniciato nero	black painted oak wood
rovere verniciato naturale	natural oak wood

KE242N	1341
KE242R	1306



TELAIO SLITTA SEDUTA 3 POSTI

SLED FRAME 3 SEATER

rovere verniciato nero	black painted oak wood
rovere verniciato naturale	natural oak wood

KE223N	1516
KE223R	1469



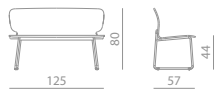
TELAIO 4 GAMBE SEDUTA 3 POSTI

4 LEGS FRAME 3 SEATER

rovere verniciato nero	black painted oak wood
rovere verniciato naturale	natural oak wood

KE243N	1492
KE243R	1446

Schienale alto - high back



TELAIO SLITTA SEDUTA 2 POSTI

SLED FRAME 2 SEATER

rovere verniciato nero	black painted oak wood
rovere verniciato naturale	natural oak wood

TELAIO VERNICIATO ALLUMINIO/ALU. PAINTED FRAME
TELAIO VERNICIATO NERO/BLACK PAINTED FRAME
TELAIO CROMATO/CHROMED FRAME

AV £=
AN £=
AC +£ **38**

KE122N	1458
KE122R	1411



TELAIO 4 GAMBE SEDUTA 2 POSTI

4 LEGS FRAME 2 SEATER

rovere verniciato nero	black painted oak wood
rovere verniciato naturale	natural oak wood

KE142N	1434
KE142R	1388




TELAIO SLITTA SEDUTA 3P

SLED FRAME 3 SEATER

rovere verniciato nero	black painted oak wood
rovere verniciato naturale	natural oak wood

KE123N	1644
KE123R	1562



TELAIO 4 GAMBE SEDUTA 3P

4 LEGS FRAME 3 SEATER

rovere verniciato nero	black painted oak wood
rovere verniciato naturale	natural oak wood

KE143N	1621
KE143R	1539

KENDRA

Versione legno con sedile imbottito
Wooden version with upholstered seat



Normativa Europea - European Standard EN16139

Solo a richiesta omologazione al fuoco - Classe 1IM c/sovrapprezzo +10% con tess.
Planet cat. A

Fire resistance Italian homologation in progress on request

COD. CODE	CAT. A	CAT. C	CAT. D	CAT. E
	£	£	£	£

Schienale basso - low back



TELAIO SLITTA SEDILE 2P IMBOTTITO

SLED FRAME UPHOLSTERED 2 SEATER

rovere verniciato nero	black painted oak wood
rovere verniciato naturale	natural oak wood

TELAIO VERNICIATO ALLUMINIO/ALU. PAINTED FRAME
TELAIO VERNICIATO NERO/BLACK PAINTED FRAME
TELAIO CROMATO/CHROMED FRAME

AV £=
AN £=
AC +£ **38**

KE222NS	1574	1621	1667	1834
KE222RS	1539	1586	1632	1796



TELAIO 4 GAMBE SEDILE 2P IMBOTTITO

4 LEGS FRAME UPHOLSTERED 2 SEATER

rovere verniciato nero	black painted oak wood
rovere verniciato naturale	natural oak wood

KE242NS	1551	1597	1644	1808
KE242RS	1516	1562	1609	1770



TELAIO SLITTA SEDILE 3P IMBOTTITO

SLED FRAME UPHOLSTERED 3 SEATER

rovere verniciato nero	black painted oak wood
rovere verniciato naturale	natural oak wood

KE223NS	1784	1842	1912	2103
KE223RS	1737	1796	1866	2052



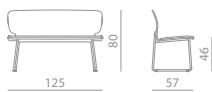
TELAIO 4 GAMBE SEDILE 3P IMBOTTITO

4 LEGS FRAME UPHOLSTERED 3 SEATER

rovere verniciato nero	black painted oak wood
rovere verniciato naturale	natural oak wood

KE243NS	1761	1819	1889	2078
KE243RS	1714	1772	1842	2027

Schienale alto - high back



TELAIO SLITTA SEDILE 2P IMBOTTITO

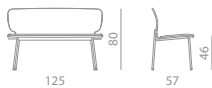
SLED FRAME UPHOLSTERED 2 SEATER

rovere verniciato nero	black painted oak wood
rovere verniciato naturale	natural oak wood

TELAIO VERNICIATO ALLUMINIO/ALU. PAINTED FRAME
TELAIO VERNICIATO NERO/BLACK PAINTED FRAME
TELAIO CROMATO/CHROMED FRAME

AV £=
AN £=
AC +£ **38**

KE122NS	1667	1714	1761	1937
KE122RS	1621	1667	1714	1885

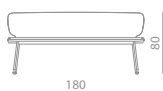


TELAIO 4 GAMBE SEDILE 2P IMBOTTITO

4 LEGS FRAME UPHOLSTERED 2 SEATER

rovere verniciato nero	black painted oak wood
rovere verniciato naturale	natural oak wood

KE142NS	1632	1679	1726	1898
KE142RS	1586	1632	1679	1847

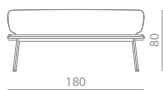


TELAIO SLITTA SEDILE 3P IMBOTTITO

SLED FRAME UPHOLSTERED 3 SEATER

rovere verniciato nero	black painted oak wood
rovere verniciato naturale	natural oak wood

KE123NS	1901	1959	2029	2232
KE123RS	1819	1877	1947	2142



TELAIO 4 GAMBE SEDILE 3P IMBOTTITO

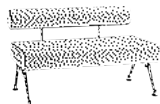
4 LEGS FRAME UPHOLSTERED 3 SEATER

rovere verniciato nero	black painted oak wood
rovere verniciato naturale	natural oak wood

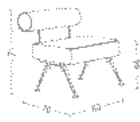



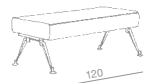

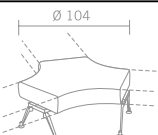






KE143NS	1877	1936	2006	2206
KE143RS	1796	1854	1924	2116

KUROS 90

Piede alluminio lucido
Polished aluminium feet

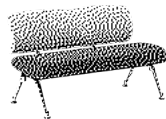


Solo a richiesta Omol. Classe 11M x K21 - K22 - K23 c/sovrapprezzo +10% con tess.
Trevi cat. C - Fire resistance Italian homologation on request

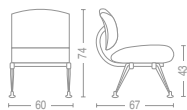
		COD. CODE	CAT. A £	CAT. C £	CAT. D £	CAT. E £	
	ELEMENTO 1 POSTO Sedile liscio	1 SEAT ELEMENT Flat seat	K21	1131	1166	1224	1347
	Sedile c/ cucitura quadrettata	W/ squared stitching seat	K21Q	1154	1189	1248	1372
	ELEMENTO 2 POSTI sedile liscio	2 SEATS ELEMENT flat seat	K22	1632	1691	1772	1950
	sedile c/cucitura quadrettata	w/squared stitching seat	K22Q	1667	1726	1807	1988
	ELEMENTO 3 POSTI sedile liscio	3 SEATS ELEMENT flat seat	K23	2239	2320	2437	2681
	sedile c/cucitura quadrettata	w/squared stitching seat	K23Q	2285	2367	2484	2732
	ELEM. SOLO SEDILE 1 POSTO sedile liscio	ONLY 1 SEAT ELEMENT flat seat	K31	758	793	840	923
	sedile c/cucitura quadrettata	w/squared stitching seat	K31Q	781	816	863	949
	ELEM. SOLO SEDILE 2 POSTI sedile liscio	ONLY 2 SEATS ELEMENT flat seat	K32	1096	1143	1201	1321
	sedile c/cucitura quadrettata	w/squared stitching seat	K32Q	1131	1178	1236	1360
	ELEM. SOLO SEDILE 3 POSTI sedile liscio	ONLY 3 SEATS ELEMENT flat seat	K33	1551	1609	1679	1847
	sedile c/cucitura quadrettata	w/squared stitching seat	K33Q	1597	1656	1726	1898
	ELEMENTO 3 VIE COMPONIBILE c/3 giunzioni	MODULAR ELEMENT WITH 3 BRANCHES with 3 joint elements	K3VG	1061	1108	1178	1295
	giunzione per eventuali collegamenti elementi 1-2-3 posti	joint element to connect the 1-2-3 seater elements	K40	58			
	SEDILE TERMINALE DX - SX c/giunzione c/1 piedino	END SEAT RIGHT AND LEFT with joint element with 1 leg	K42	688	711	746	821
	* piano melaminico nero	black melaminic top					
	TAVOLO INTERMEDIO c/2 giunzioni	MIDDLE POSITION TOP TABLE with 2 joint elements	K43	292			
	* piano melaminico nero	black melaminic top					
	PIANO TAVOLO c/giunzione c/2 piedini	TOP TABLE with joint element with 2 legs	K44	338			
	* piano melaminico nero	black melaminic top					
	PIANO TAVOLO ANGOLARE c/2 giunzioni c/2 piedini	CORNER TOP TABLE with 2 joint elements with 2 legs	K45	408			
	* piano melaminico nero	black melaminic top					
	PIANO TAVOLO SEMIOVALE DX - SX c/giunzione c/piedino	RIGHT AND LEFT SEMIOVAL TOP TABLE with joint element with leg	K46	326			

KONDOR

Piede alluminio lucido
Polished aluminium feet



COD. CODE	CAT. A	CAT. C	CAT. D	CAT. E
	£	£	£	£



ELEMENTO 1 POSTO

ONE SEAT ELEMENT

	KOR201	1137	1172	1231	1354
--	--------	------	------	------	------



ELEMENTO 2 POSTI

2 SEATS ELEMENT

	KOR202	1492	1539	1621	1783
--	--------	------	------	------	------



* piano melaminico nero

black melaminic top

TAVOLO INTERMEDIO

TABLE MIDDLE POSITION

c/2 giunzioni

with 2 joint elements

	KOR243	292			
--	--------	-----	--	--	--



* piano melaminico nero

black melaminic top

TAVOLO ANGOLARE

CORNER TABLE

c/2 giunzioni

with 2 joint elements

	KOR245	361			
--	--------	-----	--	--	--



* piano melaminico nero

black melaminic top

TAVOLO SEMIOVALE DX - SX

TABLE RIGHT AND LEFT

c/giunzione c/piedino

with joint element with leg

	KOR246	326			
--	--------	-----	--	--	--



GIUNZIONE

JOINT ELEMENT

per eventuali collegamenti
elementi 1-2-3 posti

to connect
the 1-2-3 seater elements

	KOR240	58			
--	--------	----	--	--	--



POLTRONA

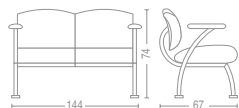
ARMCHAIR

c/braccioli vern. alluminio e
imbottiti

with alu. painted steel
padded arms

STRUTTURA VERNICIATA ALLUMINIO
ALUMINIUM PAINTED STRUCTURE

	KOR111	1399	1434	1492	1642
--	--------	------	------	------	------



DIVANO 2 POSTI

2-SEATS SETTEE

c/braccioli vern. alluminio e
imbottiti

with alu. painted steel
padded arms


	KOR112	1714	1761	1842	2027
--	--------	------	------	------	------

NOTE: **BICOLORE - TWO COLOURS**
Il primo codice identifica il sedile. Il secondo codice identifica lo schienale.
The first code refers to the seat. The second code refers to the backrest.

£

+93

KONTEX - KONTEX (2+2)



Test assorbimento acustico - Acoustic absorption test UNI EN ISO 354
Solo a richiesta Omologazione al fuoco - Classe 1IM c/sovrapprezzo +10%
con tessuto Planet cat. A
Fire resistance Italian homologation on request

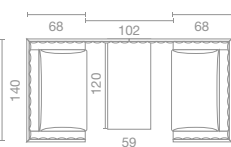
	COD. CODE	CAT. A	CAT. C	CAT. D	CAT. E	
		£	£	£	£	
MONOCOLORE						
ONE COLOUR						
poltrona c/piedini bianchi	armchair w/white feet	KTX11MB	1539	1632	1807	1988
poltrona c/piedini neri	armchair w/black feet	KTX11MN	1539	1632	1807	1988
poltrona c/piedini cromati	armchair w/chromed feet	KTX11MC	1562	1656	1831	2014
BICOLORE						
TWO COLOURS						
poltrona c/piedini bianchi	armchair w/white feet	KTX11BB	1586	1679	1854	2039
poltrona c/piedini neri	armchair w/black feet	KTX11BN	1586	1679	1854	2039
poltrona c/piedini cromati	armchair w/chromed feet	KTX11BC	1609	1702	1877	2065

MONOCOLORE						
ONE COLOUR						
divano 2 posti c/piedini bianchi	2 seats w/white feet	KTX12MB	2006	2145	2355	2591
divano 2 posti c/piedini neri	2 seats w/black feet	KTX12MN	2006	2145	2355	2591
divano 2 posti c/piedini cromati	2 seats w/chromed feet	KTX12MC	2029	2169	2379	2617
BICOLORE						
TWO COLOURS						
divano 2 posti c/piedini bianchi	2 seats w/white feet	KTX12BB	2064	2204	2414	2655
divano 2 posti c/piedini neri	2 seats w/black feet	KTX12BN	2064	2204	2414	2655
divano 2 posti c/piedini cromati	2 seats w/chromed feet	KTX12BC	2087	2227	2437	2681

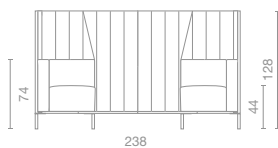
MONOCOLORE						
ONE COLOUR						
poltrona c/piedini bianchi	armchair w/white feet	KTX31MB	1912	2041	2262	2488
poltrona c/piedini neri	armchair w/black feet	KTX31MN	1912	2041	2262	2488
poltrona c/piedini cromati	armchair w/chromed feet	KTX31MC	1936	2064	2285	2514
BICOLORE						
TWO COLOURS						
poltrona c/piedini bianchi	armchair w/white feet	KTX31BB	1959	2087	2309	2540
poltrona c/piedini neri	armchair w/black feet	KTX31BN	1959	2087	2309	2540
poltrona c/piedini cromati	armchair w/chromed feet	KTX31BC	1982	2110	2332	2565

MONOCOLORE						
ONE COLOUR						
divano 2 posti c/piedini bianchi	2 seats w/white feet	KTX32MB	2425	2589	2868	3155
divano 2 posti c/piedini neri	2 seats w/black feet	KTX32MN	2425	2589	2868	3155
divano 2 posti c/piedini cromati	2 seats w/chromed feet	KTX32MC	2449	2612	2892	3181
BICOLORE						
TWO COLOURS						
divano 2 posti c/piedini bianchi	2 seats w/white feet	KTX32BB	2484	2647	2927	3219
divano 2 posti c/piedini neri	2 seats w/black feet	KTX32BN	2484	2647	2927	3219
divano 2 posti c/piedini cromati	2 seats w/chromed feet	KTX32BC	2507	2670	2950	3245

KONTEX (2+2)



tavolino HPL bianco - white HPL table



COMPOSIZIONE MONOCOLORE		ONE COLOUR CONFIGURATION					
con tavolino - c/piedini bianchi	with table - w/white feet	KTX44MAB	5947	6413	6879	7567	
con tavolino - c/piedini neri	with table - w/black feet	KTX44MAN	5947	6413	6879	7567	
con tavolino - c/piedini cromati	with table - w/chromed feet	KTX44MAC	6028	6495	6961	7657	
COMPOSIZIONE BICOLORE		TWO COLOURS CONFIGURATION					
con tavolino - c/piedini bianchi	with table - w/white feet	KTX44BAB	6017	6483	6949	7644	
con tavolino - c/piedini neri	with table - w/black feet	KTX44BAN	6017	6483	6949	7644	
con tavolino - c/piedini cromati	with table - w/chromed feet	KTX44BAC	6098	6565	7031	7734	
COMPOSIZIONE MONOCOLORE		ONE COLOUR CONFIGURATION					
senza tavolino - c/piedini bianchi	without table - w/white feet	KTX55MAB	5573	6040	6506	7157	
senza tavolino - c/piedini neri	without table - w/black feet	KTX55MAN	5573	6040	6506	7157	
senza tavolino - c/piedini cromati	without table - w/chromed feet	KTX55MAC	5655	6122	6588	7247	
COMPOSIZIONE BICOLORE		TWO COLOURS CONFIGURATION					
senza tavolino - c/piedini bianchi	without table - w/white feet	KTX55BAB	5643	6110	6576	7234	
senza tavolino - c/piedini neri	without table - w/black feet	KTX55BAN	5643	6110	6576	7234	
senza tavolino - c/piedini cromati	without table - w/chromed feet	KTX55BAC	5725	6191	6658	7324	

OPTIONAL



IL KIT VA PREMONTATO
THE SET MUST BE PRE-ASSEMBLED

DOPPIA PRESA USB	DOUBLE USB CHARGE SET		
Per ricarica dispositivi mobili	For mobile devices	KKRIC	228

NOTE: BICOLORE - TWO COLOURS
Il primo codice identifica le parti interne: sedile, schienale e braccioli. Il secondo codice identifica le parti esterne.
The first code refers to the inner parts of seat, backrest and arms. The second one refers to external parts.



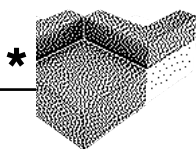
Solo a richiesta Omologazione al fuoco - Classe 11M c/sovrapprezzo +10% con tessuto Planet cat. A
Fire resistance Italian homologation on request

			COD. CODE	CAT. A £	CAT. C £	CAT. D £	CAT. E £
c/4 piedi cromati - with 4 chromed feet			CON 4 PIEDI CROMATI WITH 4 CHROMED FEET				
	MONOCOLORE	ONE COLOR					
	poltrona	armchair	KS11M4	1131	1201	1329	1462
	BICOLORE	TWO COLOURS					
	poltrona	armchair	KS11B4	1178	1248	1376	1513
	MONOCOLORE	ONE COLOR					
	divano 2 posti	two-seats settee	KS12M4	1574	1667	1831	2014
	BICOLORE	TWO COLOURS					
	divano 2 posti	two-seats settee	KS12B4	1621	1714	1877	2065
	MONOCOLORE	ONE COLOR					
	divano 3 posti	three-seats settee	KS13M4	1982	2099	2309	2540
	BICOLORE	TWO COLOURS					
	divano 3 posti	three-seats settee	KS13B4	2041	2157	2367	2604
c/telaio ver. alluminio - w/alu. painted frame			CON TELAIO VERNICIATO ALLUMINIO WITH ALU. PAINTED FRAME				
	MONOCOLORE	ONE COLOR					
	poltrona	armchair	KS21MV	1201	1271	1399	1539
	BICOLORE	TWO COLOURS					
	poltrona	armchair	KS21BV	1248	1318	1446	1590
	MONOCOLORE	ONE COLOR					
	divano 2 posti	two-seats settee	KS22MV	1679	1772	1936	2129
	BICOLORE	TWO COLOURS					
	divano 2 posti	two-seats settee	KS22BV	1726	1819	1982	2180
	MONOCOLORE	ONE COLOR					
	divano 3 posti	three-seats settee	KS23MV	2087	2204	2414	2655
	BICOLORE	TWO COLOURS					
	divano 3 posti	three-seats settee	KS23BV	2145	2262	2472	2719
c/telaio ver. nero - w/black painted frame			CON TELAIO VERNICIATO NERO WITH BLACK PAINTED FRAME				
	MONOCOLORE	ONE COLOR					
	poltrona	armchair	KS21MN	1201	1271	1399	1539
	BICOLORE	TWO COLOURS					
	poltrona	armchair	KS21BN	1248	1318	1446	1590
	MONOCOLORE	ONE COLOR					
	divano 2 posti	two-seats settee	KS22MN	1679	1772	1936	2129
	BICOLORE	TWO COLOURS					
	divano 2 posti	two-seats settee	KS22BN	1726	1819	1982	2180
	MONOCOLORE	ONE COLOR					
	divano 3 posti	three-seats settee	KS23MN	2087	2204	2414	2655
	BICOLORE	TWO COLOURS					
	divano 3 posti	three-seats settee	KS23BN	2145	2262	2472	2719
c/telaio cromato - w/chromed frame			CON TELAIO CROMATO WITH CHROMED FRAME				
	MONOCOLORE	ONE COLOR					
	poltrona	armchair	KS31MC	1259	1329	1458	1603
	BICOLORE	TWO COLOURS					
	poltrona	armchair	KS31BC	1306	1376	1504	1655
	MONOCOLORE	ONE COLOR					
	divano 2 posti	two-seats settee	KS32MC	1749	1842	2006	2206
	BICOLORE	TWO COLOURS					
	divano 2 posti	two-seats settee	KS32BC	1796	1889	2052	2257
	MONOCOLORE	ONE COLOR					
	divano 3 posti	three-seats settee	KS33MC	2215	2332	2542	2796
	BICOLORE	TWO COLOURS					
	divano 3 posti	three-seats settee	KS33BC	2274	2390	2600	2860

NOTE: BICOLORE - Il primo codice identifica il sedile, il secondo identifica braccioli e schienale.
TWO COLOURS - The first code refers to the seat. The second code refers to arms and backrest.

Sedile liscio - Flat seat

Sedile con cucitura quadrettata
Seat with squared stitching



Solo a richiesta Omologazione al fuoco - Classe 11M c/sovrapprezzo +10% con tess. Trevi cat. C-Planet cat. A
Fire resistance Italian homologation on request

COD. CODE	CAT. A	CAT. C	CAT. D	CAT. E
	£	£	£	£



SEDILE LISCIO

FLAT SEAT

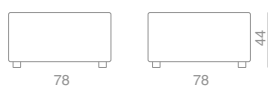
* sedile-pouf	* seat-pouf	KD7SE	420	443	466	513
---------------	-------------	-------	-----	-----	-----	-----

SEDILE CON CUCITURA QUADRETTATA

SEAT WITH SQUARED STITCHING

SEDILE CON CUCITURA QUADRETTATA SEAT WITH SQUARED STITCHING

• sedile-pouf	• seat-pouf	KD7SEQ	443	466	490	539
---------------	-------------	--------	-----	-----	-----	-----



SEDILE LISCIO

FLAT SEAT

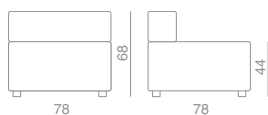
* sedile-pouf	* seat-pouf	KD1SE	665	700	758	834
---------------	-------------	-------	-----	-----	-----	-----

SEDILE CON CUCITURA QUADRETTATA

SEAT WITH SQUARED STITCHING

SEDILE CON CUCITURA QUADRETTATA SEAT WITH SQUARED STITCHING

• sedile-pouf	• seat-pouf	KD1SEQ	688	723	781	859
---------------	-------------	--------	-----	-----	-----	-----



SEDILE LISCIO

FLAT SEAT

* elemento singolo	* one-seat element	KD2SS	840	886	968	1065
--------------------	--------------------	-------	-----	-----	-----	------

SEDILE CON CUCITURA QUADRETTATA

SEAT WITH SQUARED STITCHING

SEDILE CON CUCITURA QUADRETTATA SEAT WITH SQUARED STITCHING

• elemento singolo	• one-seat element	KD2SSQ	863	909	991	1090
--------------------	--------------------	--------	-----	-----	-----	------



SEDILE LISCIO

FLAT SEAT

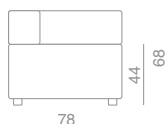
* elemento 2 posti s/braccioli	* 2-seats settee without arms	KD5DV	1283	1353	1481	1629
--------------------------------	-------------------------------	-------	------	------	------	------

SEDILE CON CUCITURA QUADRETTATA

SEAT WITH SQUARED STITCHING

SEDILE CON CUCITURA QUADRETTATA SEAT WITH SQUARED STITCHING

• elemento 2 posti s/braccioli	• 2-seats settee without arms	KD5DVQ	1318	1388	1516	1667
--------------------------------	-------------------------------	--------	------	------	------	------



SEDILE LISCIO

FLAT SEAT

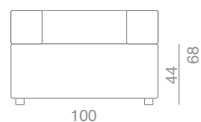
* elemento dx-sx	* right-left element	KD3DS	933	991	1108	1218
------------------	----------------------	-------	-----	-----	------	------

SEDILE CON CUCITURA QUADRETTATA

SEAT WITH SQUARED STITCHING

SEDILE CON CUCITURA QUADRETTATA SEAT WITH SQUARED STITCHING

• elemento dx-sx	• right-left element	KD3DSQ	956	1014	1131	1244
------------------	----------------------	--------	-----	------	------	------



SEDILE LISCIO

FLAT SEAT

* poltrona	* armchair	KD4PL	1096	1154	1271	1398
------------	------------	-------	------	------	------	------

SEDILE CON CUCITURA QUADRETTATA

SEAT WITH SQUARED STITCHING

SEDILE CON CUCITURA QUADRETTATA SEAT WITH SQUARED STITCHING

• poltrona	• armchair	KD4PLQ	1119	1178	1294	1424
------------	------------	--------	------	------	------	------



SEDILE LISCIO

FLAT SEAT

* elemento 2 posti c/braccioli	* 2-seats settee w/arms	KD6DV	1492	1574	1714	1885
--------------------------------	-------------------------	-------	------	------	------	------

SEDILE CON CUCITURA QUADRETTATA

SEAT WITH SQUARED STITCHING

SEDILE CON CUCITURA QUADRETTATA SEAT WITH SQUARED STITCHING

• elemento 2 posti c/braccioli	• 2-seats settee w/arms	KD6DVQ	1527	1609	1749	1924
--------------------------------	-------------------------	--------	------	------	------	------


NOTE: BICOLORE - TWO COLOURS
Il primo codice identifica il sedile. Il secondo identifica lo schienale
The first code refers to seat. The second code refers to the backrest

£



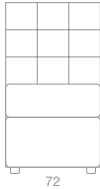
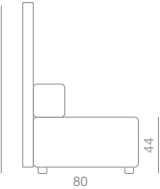
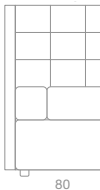


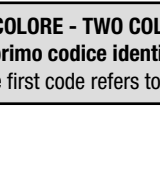


+58

KUADRA TOP

Retroschienale alto - High backside



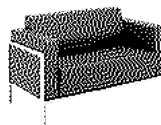
Solo a richiesta Omologazione al fuoco - Classe 1IM c/sovrapprezzo +10% con tess. Planet cat. A - Fire resistance Italian homologation on request

		COD. CODE	CAT. A	CAT. C	CAT. D	CAT. E
			£	£	£	£
		MONOCOLORE	ONE COLOUR			
sedile-pouf	seat-pouf	KDT1M	665	700	758	—
		MONOCOLORE	ONE COLOUR			
elemento singolo	one-seat element	KDT2M	1248	1318	1446	—
		BICOLORE	TWO COLOURS			
elemento singolo	one-seat element	KDT2B	1294	1364	1492	—
		MONOCOLORE	ONE COLOUR			
elemento dx-sx	right-left element	KDT3M	1644	1737	1912	—
		BICOLORE	TWO COLOURS			
elemento dx-sx	right-left element	KDT3B	1691	1784	1959	—

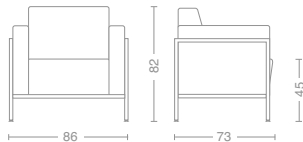
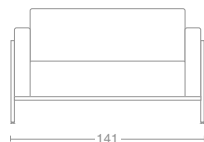

NOTE: **BICOLORE - TWO COLOURS**
 Il primo codice identifica il sedile e lo schienale. Il secondo identifica il retroschienale alto.
 The first code refers to the seat and the backrest. The second code refers to the high backside.

KURSAL

Telaio verniciato alluminio - Alu. painted frame



Solo a richiesta Omologazione al fuoco - Classe 1IM c/sovrapprezzo +10% con tess. Trevi cat. C e con tess. Planet cat. A
 Fire resistance Italian homologation on request

		COD. CODE	CAT. A	CAT. C	CAT. D	CAT. E
			£	£	£	£
						
poltrona	armchair	KSL01	1178	1259	1376	1513
						
divano 2 posti	two-seats settee	KSL02	1644	1737	1889	2078
						
divano 3 posti	three-seats settee	KSL03	2157	2274	2484	2732

KUADRA - KUADRA TOP - KURSAL


OPTIONAL



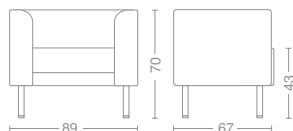
IL KIT VA PREMONTATO
 THE SET MUST BE PRE-ASSEMBLED

DOPPIA PRESA USB **DOUBLE USB CHARGE SET**
 per ricarica dispositivi mobili for mobile devices

KKRIC 228



c/4 piedi cromati - w/4 chromed feet



C/4 PIEDI CROMATI
W/4 CHROMED FEET

poltrona	armchair	KL01AC	—	1306	1423	1565
----------	----------	--------	---	------	------	------

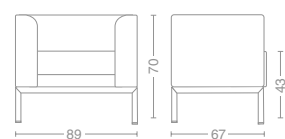


divano 2 posti	two-seats settee	KL02AC	—	1784	1936	2129
----------------	------------------	--------	---	------	------	------



divano 3 posti	three-seats settee	KL03AC	—	2297	2484	2732
----------------	--------------------	--------	---	------	------	------

c/telaio ver. alluminio - w/alu. painted frame



C/TELAIO VER. ALLUMINIO
W/ALU. PAINTED FRAME

poltrona	armchair	KL10VA	—	1399	1516	1667
----------	----------	--------	---	------	------	------

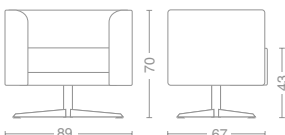


divano 2 posti	two-seats settee	KL20VA	—	1924	2075	2283
----------------	------------------	--------	---	------	------	------



divano 3 posti	three-seats settee	KL30VA	—	2460	2647	2912
----------------	--------------------	--------	---	------	------	------


base 4 razze fissa acciaio cromato - 4-star fixed chromed steel base



poltrona	armchair	KL31	—	1492	1609	1770
----------	----------	------	---	------	------	------

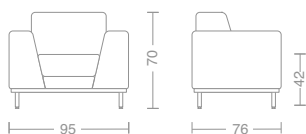
KOMODO

Telaio verniciato alluminio
Aluminium painted frame

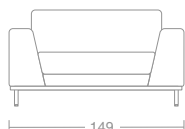


Solo a richiesta Omologazione al fuoco - Classe 1IM c/sovrapprezzo +10% con
tess. Planet cat. A Trevi cat. C
Fire resistance Italian homologation on request

COD. CODE	CAT. A	CAT. C	CAT. D	CAT. E
	£	£	£	£



poltrona	armchair	KMD01	1399	1469	1597	1757
----------	----------	-------	------	------	------	------



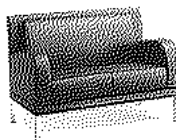
divano 2 posti	two-seats settee	KMD02	1831	1924	2087	2296
----------------	------------------	-------	------	------	------	------



divano 3 posti	three-seats settee	KMD03	2309	2437	2682	2950
----------------	--------------------	-------	------	------	------	------

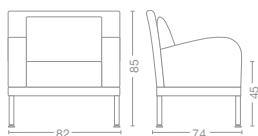
KRISTALL

Piedi verniciati alluminio
Aluminium painted feet



Solo a richiesta Omologazione al fuoco - Classe 1IM c/sovrapprezzo +10% con
tess. Trevi cat. C - Fire resistance Italian homologation on request

COD. CODE	CAT. A	CAT. C	CAT. D	CAT. E
	£	£	£	£



poltrona	armchair	KTL11	1224	1306	1423	1565
----------	----------	-------	------	------	------	------



divano 2 posti	two-seats settee	KTL12	1656	1772	1936	2129
----------------	------------------	-------	------	------	------	------



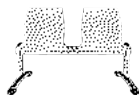
divano 3 posti	three-seats settee	KTL13	2064	2204	2449	2693
----------------	--------------------	-------	------	------	------	------

04 Benches

Travi

Poutres
Bänke
Bancadas

KALEA (bench)



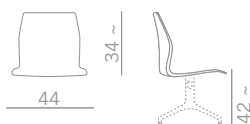
Normativa Europea - European Standard EN1728

Solo a richiesta Omologazione al fuoco Classe 1IM c/sovrapprezzo + £ 18 con tess. Planet cat. A/Trevi cat. C o in polipropilene crema - Fire resistance Italian homologation on request

		Sedile imbottito in polipropilene o in PVC. Per sedili imbottiti in PVC, il cliente deve specificare il tipo di rivestimento richiesto.									
		POLYPROPYLENE		SEDILE IMBOTTITO PADDED SEAT				SEDILE-SCH. IMBOTTITI PARTE INTERNA PADDED FRONTAL SEAT-BACK			
COLORE SCOCCA	SHELL COLOUR	COD. CODE		COD. CODE	CAT. A	CAT. C	CAT. D	COD. CODE	CAT. A	CAT. C	CAT. D
		£	£		£	£	£		£		

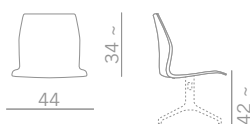
ELEMENTO TRAVE BENCH ELEMENT

MONOCOLORE ONE COLOUR



crema (bianco)	cream (white)	KA8C	178	KA8CS	271	283	306	KA8C..	Codice finale/Final code		
tortora	dove-colour	KA8T		KA8TS				KA8T..	SS		
verde	green	KA8V		KA8VS				KA8V..	Versioni senza cucitura		
arancio	orange	KA8A		KA8AS				KA8A..	Version without stitching		
turchese	turquoise	KA8P		KA8PS				KA8P..	336	359	383
rosso	red	KA8R		KA8RS				KA8R..			
blu	blue	KA8B		KA8BS				KA8B..			
grigio	grey	KA8G		KA8GS				KA8G..			
nero	black	KA8N		KA8NS				KA8N..			
									Codice finale/Final code		
									SL		
									Versioni con cucitura lineare		
									Version with linear stitching		
									353	376	400

BICOLORE TWO COLOURS













FRONTE/RETRO FRONT/BACK

crema/tortora	cream/dove-colour	KA8CT	205	KA8CTS	298	310	333				
crema/verde	cream/green	KA8CV		KA8CVS							
crema/arancio	cream/orange	KA8CA		KA8CAS							
crema/turchese	cream/turquoise	KA8CP		KA8CPS							
crema/rosso	cream/red	KA8CR		KA8CRS							
crema/blu	cream/blue	KA8CB		KA8CBS							
crema/grigio	cream/grey	KA8CG		KA8CGS							
crema/nero	cream/black	KA8CN		KA8CNS							

NOTE: LE VERSIONI IGNIFUGHE CLASSE 1 IN POLIPROPILENE MONOCOLORE, CREMA, VENGONO FORNITE SOLO SU RICHIESTA
cream (one colour) fire retardant polypropylene versions can be supplied on request

Cod. KAF8C

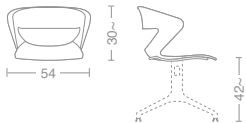
+£ 18

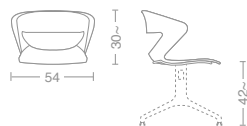
				PER PIEDI VERN. ALLUMINIO FOR ALU. PAINTED LEGS VERSION		PER PIEDI ALLUMINIO LUCIDO FOR POLISHED ALUMINIUM LEGS VERSION			
				A		B			
	L=127	L=123	trave 2 posti	two seats bench	KC12AV	140	KC12AV	140	
	L=189	L=185	trave 3 posti	three seats bench	KC13AV	170	KC13AV	170	
	L=250	L=246	trave 4 posti	four seats bench	KC14AV	205	KC14AV	205	
				GIUNZIONE	JOINT ELEMENT				
				(per unione travi)	(between benches)	KC20G	30	KC20G	30
				PIEDE ACCIAIO VERNICIATO ALLUMINIO	ALUMINIUM PAINTED STEEL LEG	KC50AV	117		—
				PIEDE ALLUMINIO LUCIDO	POLISHED ALUMINIUM LEG		—	KC50AL	193
				COPPIA PIEDINI PER FISSAGGIO A PAVIMENTO (trave B)	GLIDES COUPLE FOR FIXING TO THE FLOOR (bench B)		—	KP10	35
				BRACCIOLO ALLUM. LUCIDO	ALUMINIUM POLISHED ARM		—	KA40A	128
				BRACCIOLO ALLUM. LUCIDO	ALUMINIUM POLISHED ARM		—	KA41A	153
				PIANO APPOGGIO	TABLE FOR BENCH				
				mdf nero	black mdf	KC15		170	
				hpl bianco	white hpl	KC15H		245	
				hpl antracite	anthracite hpl	KC16H		245	



Normativa Europea - European Standard EN1728

Solo a richiesta Omologazione al fuoco Classe 1IM con tess. Trevi cat. C o con tessuto Planet cat. A
con polipropilene crema KF.C oppure grigio KF.G sovrapprezzo + £ 18
Fire resistance Italian homologation on request









		THE ASSISTANCE KATHAM HOMOLOGATION ON REQUEST										
		POLYPROPYLENE		SEDILE IMBOTTITO PADDED SEAT				SEDILE-SCHIENALE IMBOTTITO PADDED SEAT-BACK				
		COD. CODE		COD. CODE	CAT. A	CAT. C	CAT. D	COD. CODE	CAT. A	CAT. C	CAT. D	
			£		£	£	£		£	£	£	
		COLORE SCOCCA	SHELL COLOUR									
		ELEMENTO TRAVE	BENCH ELEMENT									
	crema (bianco)	cream (white)	KC8C	181	KC8CS	275	286	310	KC8CSS	345	368	391
	tortora	dove-colour	KC8T		KC8TS				KC8TSS			
	verde	green	KC8V		KC8VS				KC8VSS			
	arancio	orange	KC8A		KC8AS				KC8ASS			
	turchese	turquoise	KC8P		KC8PS				KC8PSS			
	rosso	red	KC8R		KC8RS				KC8RSS			
	blu	blue	KC8B		KC8BS				KC8BSS			
	grigio	grey	KC8G		KC8GS				KC8GSS			
	nero	black	KC8N		KC8NS			KC8NSS				



NOTE: LE VERSIONI IGNIFUGHE CLASSE 1 IN POLIPROPILENE, CREMA E GRIGIO, VENGONO FORNITE SOLO SU RICHIESTA
cream and grey fire retardant polypropylene versions can be supplied on request

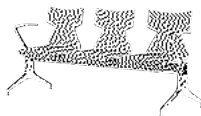
Cod. KF8C
Cod. KF8G

+£ 18

				PER PIEDI VERN. ALLUMINIO FOR ALU. PAINTED LEGS VERSION		PER PIEDI ALLUMINIO LUCIDO FOR POLISHED ALUMINIUM LEGS VERSION			
A		B		A		B			
	L=127	L=123	trave 2 posti	two seats bench	KC12AV	140	KC12AV	140	
	L=189	L=185	trave 3 posti	three seats bench	KC13AV	170	KC13AV	170	
	L=250	L=246	trave 4 posti	four seats bench	KC14AV	205	KC14AV	205	
GIUNZIONE				JOINT ELEMENT					
(per unione travi)				(between benches)	KC20G	30	KC20G	30	
				PIEDE ACCIAIO VERNICIATO ALLUMINIO	ALUMINIUM PAINTED STEEL LEG	KC50AV	117	—	
				PIEDE ALLUMINIO LUCIDO	POLISHED ALUMINIUM LEG	—	KC50AL	193	
				COPPIA PIEDINI PER FISSAGGIO A PAVIMENTO (trave B)	GLIDES COUPLE FOR FIXING TO THE FLOOR (bench B)	—	KP10	35	
				PIANO APPOGGIO	TABLE FOR BENCH				
mdf nero				black mdf	KC15	170			
				hpl bianco	white hpl	KC15H	245		
				hpl antracite	anthracite hpl	KC16H	245		

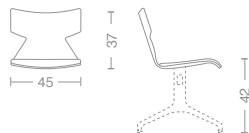
KIMBOX WOOD (BENCH)

Faggio verniciato / Painted beechwood

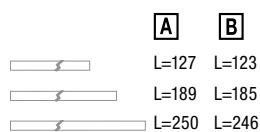


Solo a richiesta Omologazione al fuoco Classe 1IM con sovrapprezzo + 10% con tess. Trevi
cat. C - Fire resistance Italian homologation on request

COD. CODE	FAGGIO BEECHWOOD	CAT. A	CAT. C	CAT. D	CAT. E
	£	£	£	£	£



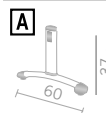
verniciato naturale	natural painted	KW08F	325	-	-	-	-
verniciato nero	black painted	KW08N	338	-	-	-	-
SEDILE IMBOTTITO		PADDED SEAT					
verniciato naturale	natural painted	KW08FS	-	427	439	462	508
verniciato nero	black painted	KW08NS	-	440	452	475	522



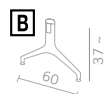
			PER PIEDI VERN. ALLUMINIO FOR ALU. PAINTED LEGS VERSION	PER PIEDI ALLUMINIO LUCIDO FOR POLISHED ALUMINIUM LEGS VERSION
			A	B
trave 2 posti	two seats bench	KC12AV	140	KC12AV 140
trave 3 posti	three seats bench	KC13AV	170	KC13AV 170
trave 4 posti	four seats bench	KC14AV	205	KC14AV 205



GIUNZIONE	JOINT ELEMENT			
(per unione travi)	(between benches)	KC20G	30	KC20G 30



PIEDE ACCIAIO VERNICIATO ALLUMINIO	ALUMINIUM PAINTED STEEL LEG			
		KC50AV	117	-



PIEDE ALLUMINIO LUCIDO	POLISHED ALUMINIUM LEG			
			-	KC50AL 193



COPPIA PIEDINI PER FISSAGGIO A PAVIMENTO (trave B)	GLIDES COUPLE FOR FIXING TO THE FLOOR (bench B)			
			-	KP10 35



BRACCIOLO ALLUM. LUCIDO	ALUMINIUM POLISHED ARM			
(terminale e colleg.)	(end and linking element)		-	KA40A 128



BRACCIOLO ALLUM. LUCIDO	ALUMINIUM POLISHED ARM			
(intermedio)	(middle position)		-	KA41A 153



PIANO APPOGGIO	TABLE FOR BENCH			
mdf nero	black mdf	KC15	170	



hpl bianco	white hpl	KC15H	245	
hpl antracite	anthracite hpl	KC16H	245	

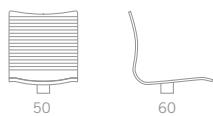
KRUNA (BENCH-PLUS)



Solo a richiesta Omologazione al fuoco Classe 1IM con
sovrapprezzo + 10% con tess. Planet cat. A
Fire resistance Italian homologation on request

COD. CODE	CAT. A	CAT. C	CAT. D	CAT. E
	£	£	£	£

KRUNA (PLUS LINEAR)



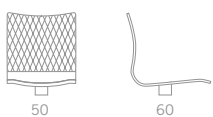
IMBOTTITURA "LINEARE"
"LINEAR" PAD

**STRUTTURA CROMATA
ELEMENTO 1 POSTO**

**CHROMED STRUCTURE
1 SEAT UNIT**

imbottitura "lineare"	"Linear" pad	KU80L	770	793	840	923
-----------------------	--------------	-------	-----	-----	-----	-----

KRUNA (PLUS RHOMBOIDAL)



IMBOTTITURA "ROMBOIDALE"
"RHOMBOIDAL" PAD

**STRUTTURA CROMATA
ELEMENTO 1 POSTO**

**CHROMED STRUCTURE
1 SEAT UNIT**

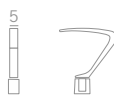
imbottitura "romboidale"	"rhomboidal" pad	KU80R	805	828	875	962
--------------------------	------------------	-------	-----	-----	-----	-----



**bracciolo
ALLUMINIO LUCIDO**

**ALUMINIUM
POLISHED ARM**

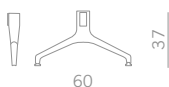
(terminale e collegamento)	(end and linking element)	KU40A	128
----------------------------	---------------------------	-------	-----



**bracciolo
ALLUMINIO LUCIDO**

**ALUMINIUM
POLISHED ARM**

(intermedio)	(middle position)	KU41A	153
--------------	-------------------	-------	-----



PIEDE ALLU. LUCIDO

ALU. POLISHED LEG

piede allum. lucido	alu polished leg	KU50A	193
---------------------	------------------	-------	-----




**COPPIA PIEDINI
PER FISSAGGIO A
PAVIMENTO**

**GLIDES COUPLE
FIX-TO-FLOOR
VERSION**

		KP10	35
--	--	------	----



trave 2 posti L = 123	2 seats bench L = 123	KU52	140
-----------------------	-----------------------	------	-----



trave 3 posti L = 185	3 seats bench L = 185	KU53	170
-----------------------	-----------------------	------	-----



trave 4 posti L = 246	4 seats bench L = 246	KU54	205
-----------------------	-----------------------	------	-----



GIUNZIONE

JOINT ELEMENT

(per unione travi)	(between benches)	KC20G	30
--------------------	-------------------	-------	----



PIANO APPOGGIO

TOP TABLE

HPL bianco	White HPL	KC15H	245
------------	-----------	-------	-----

HPL antracite	Anthracite HPL	KC16H	245
---------------	----------------	-------	-----

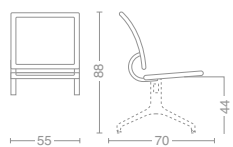


Normativa Europea - European Standard EN1728

Solo a richiesta Omologazione al fuoco - Classe 11M c/sovrapprezzo
+10% con tess. Trevi cat. C

Fire resistance Italian homologation on request

COD. CODE	CAT. A	CAT. C	CAT. D	CAT. E	LAMIERA PLATE
	£	£	£	£	£



ELEMENTO 1 POSTO

1 SEAT UNIT

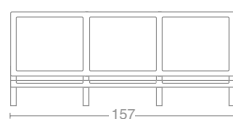
lamiera forata	perforated plate	KON001	—	—	—	—	679
sedile imbottito-sch. lamiera forata	padded seat-back perforated plate	KON011	679	691	726	799	—
sedile schienale imbottito	padded seat backrest	KON111	679	691	738	812	—



ELEMENTO 2 POSTI

2 SEATS UNIT

lamiera forata	perforated plate	KON002	—	—	—	—	1084
sedile imbottito-sch. lamiera forata	padded seat-back perforated plate	KON022	1084	1119	1178	1295	—
sedile schienale imbottito	padded seat backrest	KON222	1084	1119	1201	1321	—



ELEMENTO 3 POSTI

3 SEATS UNIT

lamiera forata	perforated plate	KON003	—	—	—	—	1489
sedile imbottito-sch. lamiera forata	padded seat-back perforated plate	KON033	1477	1523	1605	1765	—
sedile schienale imbottito	padded seat backrest	KON333	1477	1523	1640	1804	—



PIANO APPOGGIO

TOP TABLE

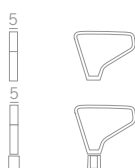
lamiera forata	perforated plate	KON004	—	—	—	—	466
imbottito	padded	KON044	454	477	500	550	—



TAVOLO RETTANGOLARE

RECTANGULAR TABLE

lamiera forata	perforated plate	KON005	—	—	—	—	694
----------------	------------------	--------	---	---	---	---	-----



BRACCIOLO ALLUMINIO LUCIDO

ALLUMINIUM POLISHED ARM

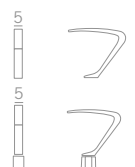
(terminale e collegamento)	(end and linking element)	KEY40A	—	—	—	—	152
----------------------------	---------------------------	--------	---	---	---	---	-----



BRACCIOLO ALLUMINIO LUCIDO

ALLUMINIUM POLISHED ARM

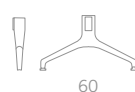
(intermedio)	(middle position)	KEY41A	—	—	—	—	177
--------------	-------------------	--------	---	---	---	---	-----



BRACCIOLO ALLUMINIO LUCIDO

ALUMINIUM POLISHED ARM

(terminale e collegamento)	(end and linking element)	KON40A	—	—	—	—	128
----------------------------	---------------------------	--------	---	---	---	---	-----



BRACCIOLO ALLUMINIO LUCIDO

ALUMINIUM POLISHED ARM

(intermedio)	(middle position)	KON41A	—	—	—	—	153
--------------	-------------------	--------	---	---	---	---	-----



COPIA PIEDINI PER FISSAGGIO A PAVIMENTO

GLIDES COUPLE FIX-TO-FLOOR VERSION

		KP10	—	—	—	—	35
--	--	------	---	---	---	---	----



PIANO APPOGGIO

TOP TABLE

HPL bianco	White HPL	KC15H	—	—	—	—	245
HPL antracite	Anthracite HPL	KC16H	—	—	—	—	245



trave 2 p. componibile L = 131	modular 2 seats bench L = 131	KON52C	—	—	—	—	163
--------------------------------	-------------------------------	--------	---	---	---	---	-----



trave 2 p. fissa L = 120	fixed 2 seats bench L = 120	KON52F	—	—	—	—	163
--------------------------	-----------------------------	--------	---	---	---	---	-----



trave 3 p. componibile L = 193	modular 3 seats bench L = 193	KON53C	—	—	—	—	198
--------------------------------	-------------------------------	--------	---	---	---	---	-----



trave 3 p. fissa L = 171	fixed 3 seats bench L = 171	KON53F	—	—	—	—	198
--------------------------	-----------------------------	--------	---	---	---	---	-----



trave 4 p. componibile L = 255	modular 4 seats bench L = 255	KON54C	—	—	—	—	233
--------------------------------	-------------------------------	--------	---	---	---	---	-----



trave 4 p. fissa L = 233	fixed 4 seats bench L = 233	KON54F	—	—	—	—	233
--------------------------	-----------------------------	--------	---	---	---	---	-----



GIUNZIONE

JOINT ELEMENT

(per unione travi)	(between benches)	KC20G	—	—	—	—	30
--------------------	-------------------	-------	---	---	---	---	----

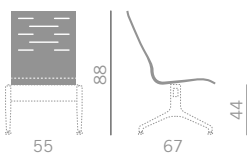


Normativa Europea - European Standard EN16139 EN1728 EN1022
Omologazione al fuoco - Classe 1
Fire resistance Italian homologation

COD.
CODE

£

Schienale basso - Low back



ELEMENTO 1 POSTO SEDILE-SCHIENALE

1 SEAT UNIT SEAT-BACKREST

poliuretano integrale grigio
antracite

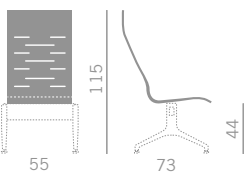
grey anthracite polyurethane

KEY20G

851

POLIURETANO INTEGRALE GRIGIO ANTRACITE
GREY ANTHRACITE POLYURETHANE

Schienale alto - High back



ELEMENTO 1 POSTO SEDILE-SCHIENALE

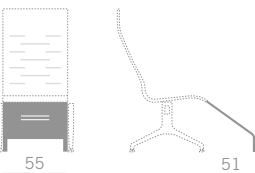
1 SEAT UNIT SEAT-BACKREST

poliuretano integrale grigio
antracite

grey anthracite polyurethane

KEY30G

1003



APPOGGIAPIEDI

FOOTREST

poliuretano integrale grigio
antracite

grey anthracite polyurethane

KEY35G

501



BRACCIOLO ALLUMINIO LUCIDO

ALLUMINIUM POLISHED ARM

(terminale e collegamento)

(end and linking element)

KEY40A

152



BRACCIOLO ALLUMINIO LUCIDO

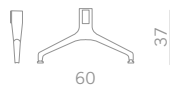
ALLUMINIUM POLISHED ARM

(intermedio)

(middle position)

KEY41A

177



PIEDE ALLUMINIO LUCIDO

ALU. POLISHED LEG

piede allum. lucido

alu polished leg

KEY50A

193



COPPIA PIEDINI PER FISSAGGIO A PAVIMENTO

GLIDES COUPLE FIX-TO-FLOOR VERSION

KP10

35



PIANO APPOGGIO

TOP TABLE

HPL bianco

White HPL

KC15H

245

HPL antracite

Anthracite HPL

KC16H

245



ELEMENTO TRAVE 2 POSTI

TWO SEATS UNIT

L = 131

KEY52

163



ELEMENTO TRAVE 3 POSTI

THREE SEATS UNIT

L = 193

KEY53

198



ELEMENTO TRAVE 4 POSTI

FOUR SEATS UNIT

L = 255

KEY54

233



GIUNZIONE


JOINT ELEMENT

(per unione travi)

(between benches)

KC20G

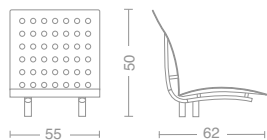
30



Normativa Europea - European Standard EN1728

COD.
CODE

£



SEDILE-SCHIENALE IN ACCIAIO VERNICIATO ALLUMINIO
SEAT-BACKREST IN STEEL ALUMINIUM PAINTED

SEDILE-SCHIENALE

SEAT-BACKREST

acciaio verniciato

steel painted

KRG10

571



**BRACCIOLO
VERNICIATO ALLUMINIO**

**ALLUMINIUM
PAINTED ARM**

(elemento terminale e
collegamento)

(end element/linking element)

KRG40

187



**BRACCIOLO
VERNICIATO ALLUMINIO**

**ALLUMINIUM
PAINTED ARM**

(intermedio)

(middle position)

KRG41

216



**PIEDE acciaio VERNICIATO
ALLUMINIO**

**ALUMINIUM
PAINTED STEEL LEG**

piede verniciato alluminio

alu. painted leg

KRG50

268

ELEMENTO TRAVE

BENCH ELEMENT

2 posti L = 131

2 seats L = 131

KRG52

163

3 posti L = 193

3 seats L = 193

KRG53

198

4 posti L = 255

4 seats L = 255

KRG54

233

GIUNZIONE

JOINT ELEMENT

(per unione travi)


(between benches)

KC20G

30

KONTIKI

Telaio verniciato alluminio - Aluminium painted frame



Normativa Europea - European Standard EN15373 EN1728

Solo a richiesta Omologazione al fuoco - Classe 1IM

c/sovrapprezzo +10% con tess. Planet cat. A

Fire resistance Italian homologation on request

COD.
CODE

CAT.
A

CAT.
C

CAT.
D

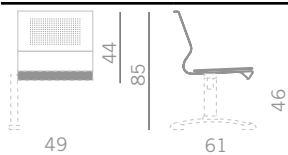
CAT.
E

£

£

£

£



ELEMENTO 1 POSTO

1 SEAT UNIT

sedile imbottito-sch. lamiera forata

padded seat-back perforated plate

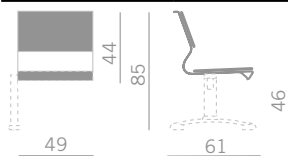
KTR011

431

443

455

500



ELEMENTO 1 POSTO

1 SEAT UNIT

sedile schienale imbottito

padded seat backrest

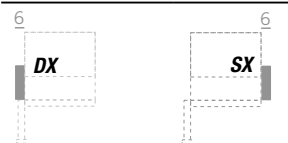
KTR111

478

490

513

564



BRACCIOLO

ARM

destro o intermedio

right or middle position

KTR40

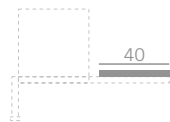
111

sinistro

left

KTR41

111



PIANO APPOGGIO

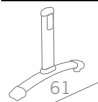
TOP TABLE

lamiera forata (40x40)

perforated plate (40x40)

KTR44

170



**PIEDE ACCIAIO VERNICIATO
ALLUMINIO**

**ALUMINIUM
PAINTED STEEL LEG**

piede

leg

KTR50

117

ELEMENTO TRAVE

BENCH ELEMENT

2 posti L = 116

2 seats L = 116

KTR52

128

3 posti L = 171

3 seats L = 171

KTR53

163


4 posti L = 226

4 seats L = 226

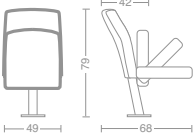
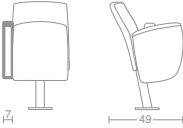
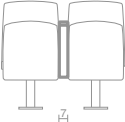
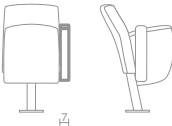
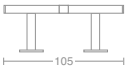



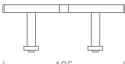


KTR54

210

KADENZA (TIP-UP)



Normativa Europea - European Standard EN12727
Solo a richiesta Omologazione al fuoco - Classe 1IM c/sovrapprezzo
+10% con tess. Trevi cat. C
Fire resistance Italian homologation on request

		COD. CODE	CAT. A	CAT. C	CAT. D	CAT. E	
			£	£	£	£	
	sedile + schienale	seat + back	KZ10	420	443	478	—
	fianco dx	right side	KZ11	268	280	292	—
	fianco intermedio	middle side	KZ12	333	345	356	—
	fianco sx	left side	KZ13	268	280	292	—
	TRAVE 2 POSTI	2 SEATS BEAM					
per fiss. a pavimento	fix-to-floor	KZ32		263			
	TRAVE 3 POSTI	3 SEATS BEAM					
per fiss. a pavimento	fix-to-floor	KZ33		288			
	TRAVE 4 POSTI	4 SEATS BEAM					
per fiss. a pavimento	fix-to-floor	KZ34		339			
	giunzione x unione travi	element to join 2 beams	KZ35		55		
	TRAVE 2 POSTI	2 SEATS BEAM					
libera	free standing legs	KZ42		301			
	TRAVE 3 POSTI	3 SEATS BEAM					
libera	free standing legs	KZ43		352			
	TRAVE 4 POSTI	4 SEATS BEAM					
libera	free standing legs	KZ44		416			

NOTE: ASSEMBLABILE SOLO CON BRACCIOLI. ASSEMBLED ONLY WITH ARMS.
VITERIE PER FISSAGGIO A PAVIMENTO NON INCLUDE. SCREWS NOT INCLUDED FOR FIX-TO-FLOOR BENCH VERSIONS.

04 Tables

Tavoli

Tables
Tische
Mesas



PIANO/TOP (cm. 53)

--	--	--	--	--	--	--	--	--	--	--	--	--	--	--	--	--	--	--	--	--	--	--	--	--	--	--	--	--	--	--	--	--	--	--	--	--	--	--	--	--	--	--	--	--	--	--	--	--	--	--	--	--	--	--	--	--	--	--	--	--	--	--	--	--	--	--	--	--	--	--	--	--	--	--	--	--	--	--	--	--	--	--	--	--	--	--	--	--	--	--	--	--	--	--	--	--	--	--	--	--	--	--	--	--	--	--	--	--	--	--	--	--	--	--	--	--	--	--	--	--	--	--	--	--	--	--	--	--	--	--	--	--	--	--	--	--	--	--	--	--	--	--	--	--	--	--	--	--	--	--	--	--	--	--	--	--	--	--	--	--	--	--	--	--	--	--	--	--	--	--	--	--	--	--	--	--	--	--	--	--	--	--	--	--	--	--	--	--	--	--	--	--	--	--	--	--	--	--	--	--	--	--	--	--	--	--	--	--	--	--	--	--	--	--	--	--	--	--	--	--	--	--	--	--	--	--	--	--	--	--	--	--	--	--	--	--	--	--	--	--	--	--	--	--	--	--	--	--	--	--	--	--	--	--	--	--	--	--	--	--	--	--	--	--	--	--	--	--	--	--	--	--	--	--	--	--	--	--	--	--	--	--	--	--	--	--	--	--	--	--	--	--	--	--	--	--	--	--	--	--	--	--	--	--	--	--	--	--	--	--	--	--	--	--	--	--	--	--	--	--	--	--	--	--	--	--	--	--	--	--	--	--	--	--	--	--	--	--	--	--	--	--	--	--	--	--	--	--	--	--	--	--	--	--	--	--	--	--	--	--	--	--	--	--	--	--	--	--	--	--	--	--	--	--	--	--	--	--	--	--	--	--	--	--	--	--	--	--	--	--	--	--	--	--	--	--	--	--	--	--	--	--	--	--	--	--	--	--	--	--	--	--	--	--	--	--	--	--	--	--	--	--	--	--	--	--	--	--	--	--	--	--	--	--	--	--	--	--	--	--	--	--	--	--	--	--	--	--	--	--	--	--	--	--	--	--	--	--	--	--	--	--	--	--	--	--	--	--	--	--	--	--	--	--	--	--	--	--	--	--	--	--	--	--	--	--	--	--	--	--	--	--	--	--	--	--	--	--	--	--	--	--	--	--	--	--	--	--	--	--	--	--	--	--	--	--	--	--	--	--	--	--	--	--	--	--	--	--	--	--	--	--	--	--	--	--	--	--	--	--	--	--	--	--	--	--	--	--	--	--	--	--	--	--	--	--	--	--	--	--	--	--	--	--	--	--	--	--	--	--	--	--	--	--	--	--	--	--	--	--	--	--	--	--	--	--	--	--	--	--	--	--	--	--	--	--	--	--	--	--	--	--	--	--	--	--	--	--	--	--	--	--	--	--	--	--	--	--	--	--	--	--	--	--	--	--	--	--	--	--	--	--	--	--	--	--	--	--	--	--	--	--	--	--	--	--	--	--	--	--	--	--	--	--	--	--	--	--	--	--	--	--	--	--	--	--	--	--	--	--	--	--	--	--	--	--	--	--	--	--	--	--	--	--	--	--	--	--	--	--	--	--	--	--	--	--	--	--	--	--	--	--	--	--	--	--	--	--	--	--	--	--	--	--	--	--	--	--	--	--	--	--	--	--	--	--	--	--	--	--	--	--	--	--	--	--	--	--	--	--	--	--	--	--	--	--	--	--	--	--	--	--	--	--	--	--	--	--	--	--	--	--	--	--	--	--	--	--	--	--	--	--	--	--	--	--	--	--	--	--	--	--	--	--	--	--	--	--	--	--	--	--	--	--	--	--	--	--	--	--	--	--	--	--	--	--	--	--	--	--	--	--	--	--	--	--	--	--	--	--	--	--	--	--	--	--	--	--	--	--	--	--	--	--	--	--	--	--	--	--	--	--	--	--	--	--	--	--	--	--	--	--	--	--	--	--	--	--	--	--	--	--	--	--	--	--	--	--	--	--	--	--	--	--	--	--	--	--	--	--	--	--	--	--	--	--	--	--	--	--	--	--	--	--	--	--	--	--	--	--	--	--	--	--	--	--	--	--	--	--	--	--	--	--	--	--	--	--	--	--	--	--	--	--	--	--	--	--	--	--	--	--	--	--	--	--	--	--	--	--	--	--	--	--	--	--	--	--	--	--	--	--	--	--	--	--	--	--	--	--	--	--	--	--	--	--	--	--	--	--	--	--	--	--	--	--	--	--	--	--	--	--	--	--	--	--	--	--	--	--	--	--	--	--	--	--	--	--	--	--	--	--	--	--	--	--	--	--	--	--	--	--	--	--	--	--	--	--	--	--	--	--	--	--	--	--	--	--	--	--	--	--	--	--	--	--	--	--	--	--	--	--	--	--	--	--	--	--	--	--	--	--	--	--	--	--	--	--	--	--	--	--	--	--	--	--	--	--	--	--	--	--	--	--	--	--	--	--	--	--	--	--	--	--	--	--	--	--	--	--	--	--	--	--	--	--	--	--	--	--	--	--	--	--	--	--	--	--	--	--	--	--	--	--	--	--	--	--	--	--	--	--	--	--	--	--	--	--	--	--	--	--	--	--	--	--	--	--	--	--	--	--	--	--	--	--	--	--	--	--	--	--	--	--	--	--	--	--	--	--	--	--	--	--	--	--	--	--	--	--	--	--	--	--	--	--	--	--	--	--	--	--	--	--	--	--	--	--	--	--	--	--	--	--	--	--	--	--	--	--	--	--	--	--	--	--	--	--	--	--	--	--	--	--	--	--	--	--	--	--	--	--	--	--	--	--	--	--	--	--	--	--	--	--	--	--	--	--	--	--	--	--	--	--	--	--	--	--	--	--	--	--	--	--	--	--	--	--	--	--	--	--	--	--	--	--	--	--	--	--	--	--	--	--	--	--	--	--	--	--	--	--	--	--	--	--	--	--	--	--	--	--	--	--	--	--	--	--	--	--	--	--	--	--	--	--	--	--	--	--	--	--	--	--	--	--	--	--	--	--	--	--	--	--	--	--	--	--	--	--	--	--	--	--	--	--	--	--	--	--	--	--	--	--	--	--	--	--	--	--	--	--	--	--	--	--	--	--	--	--	--	--	--	--	--	--	--	--	--	--	--	--	--	--	--	--	--	--	--	--	--	--	--	--	--	--	--	--	--	--	--	--	--	--	--	--	--	--

NOTE: BASI SOPRA INDICATE SOLO PER PIANO L. 53
THE ABOVE MENTIONED BASES ARE SUITABLE FOR TOP 53 ONLY

KENSHO (TAVOLI-TABLES)

Piano e basi in acciaio verniciato
Painted steel top and base



PIANO/TOP (cm. 70-cm. 88)

	COD. CODE	£	
--	-----------	---	--

PIANO

TOP

piano tavolo verniciato bianco l. 70	white painted top l. 70	KPV70B	315
piano tavolo verniciato giallo l. 70	yellow painted top l. 70	KPV70G	315
piano tavolo verniciato arancio l. 70	orange painted top l. 70	KPV70A	315
piano tavolo verniciato tortora l. 70	dove-colour painted top l. 70	KPV70T	315
piano tavolo verniciato lava l. 70	lava painted top l. 70	KPV70L	315



PIANO

TOP

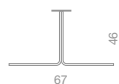
piano tavolo verniciato bianco l. 88	white painted top l. 88	KPV80B	373
piano tavolo verniciato giallo l. 88	yellow painted top l. 88	KPV80G	373
piano tavolo verniciato arancio l. 88	orange painted top l. 88	KPV80A	373
piano tavolo verniciato tortora l. 88	dove-colour painted top l. 88	KPV80T	373
piano tavolo verniciato lava l. 88	lava painted top l. 88	KPV80L	373



BASE IN TONDINO PER PIANO L70-L88

ROD FRAME FOR L70-L88 TOP

base in tondino verniciato bianco h. 46	white painted rod frame h. 46	KB467B	292
base in tondino verniciato giallo h. 46	yellow painted rod frame h. 46	KB467G	292
base in tondino verniciato arancio h. 46	orange painted rod frame h. 46	KB467A	292
base in tondino verniciato tortora h. 46	dove-colour painted rod frame h. 46	KB467T	292
base in tondino verniciato lava h. 46	lava painted rod frame h. 46	KB467L	292



BASE IN TONDINO PER PIANO L70-L88

ROD FRAME FOR L70-L88 TOP

base in tondino verniciato bianco h. 54	white painted rod frame h. 54	KB567B	310
base in tondino verniciato giallo h. 54	yellow painted rod frame h. 54	KB567G	310
base in tondino verniciato arancio h. 54	orange painted rod frame h. 54	KB567A	310
base in tondino verniciato tortora h. 54	dove-colour painted rod frame h. 54	KB567T	310
base in tondino verniciato lava h. 54	lava painted rod frame h. 54	KB567L	310



BASE PER PIANO L70-L88

BASE FOR L70-L88 TOP

base tonda piana verniciata bianca h. 46	round white painted flat base h. 46	KB448B	391
base tonda piana verniciata gialla h. 46	round yellow painted flat base h. 46	KB448G	391
base tonda piana verniciata arancio h. 46	round orange painted flat base h. 46	KB448A	391
base tonda piana verniciata tortora h. 46	round dove-colour painted flat base h. 46	KB448T	391
base tonda piana verniciata lava h. 46	round lava painted flat base h. 46	KB448L	391
base tonda piana cromata h. 46	round chromed flat base h. 46	KB448C	466



BASE PER PIANO L70-L88

BASE FOR L70-L88 TOP

base tonda piana verniciata bianca h. 75	round white painted flat base h. 75	KB748B	403
base tonda piana verniciata gialla h. 75	round yellow painted flat base h. 75	KB748G	403
base tonda piana verniciata arancio h. 75	round orange painted flat base h. 75	KB748A	403
base tonda piana verniciata tortora h. 75	round dove-colour painted flat base h. 75	KB748T	403
base tonda piana verniciata lava h. 75	round lava painted flat base h. 75	KB748L	403
base tonda piana cromata h. 75	round chromed flat base h. 75	KB748C	478



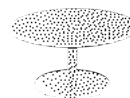
BASE SOLO PER PIANO L70

BASE ONLY FOR L70 TOP

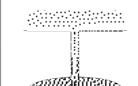
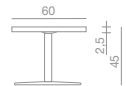
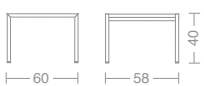
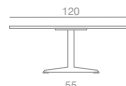
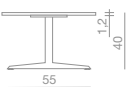
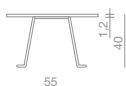
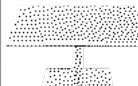
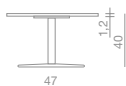
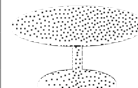
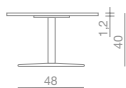
base tonda piana verniciata bianca h. 110	round white painted flat base h. 110	KB148B	420
base tonda piana verniciata gialla h. 110	round yellow painted flat base h. 110	KB148G	420
base tonda piana verniciata arancio h. 110	round orange painted flat base h. 110	KB148A	420
base tonda piana verniciata tortora h. 110	round dove-colour painted flat base h. 110	KB148T	420
base tonda piana verniciata lava h. 110	round lava painted flat base h. 110	KB148L	420
base tonda piana cromata h. 110	round chromed flat base h. 110	KB148C	501



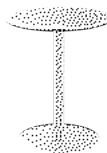
KALEOX (TAVOLI ATTESA -WAITING TABLES)



COD. CODE	£	
BASE TONDA ACCIAIO VERNICIATO BIANCO		WHITE PAINTED STEEL ROUND BASE
tavolo tondo in HPL bianco d. 60 - base bianca	KKK6TB	513
tavolo tondo in HPL bianco d. 80 - base bianca	KKK8TB	583
BASE TONDA ACCIAIO VERNICIATO NERO		BLACK PAINTED STEEL ROUND BASE
tavolo tondo in HPL nero d. 60 - base nera	KKK6TN	513
tavolo tondo in HPL nero d. 80 - base nera	KKK8TN	583
tavolo tondo in HPL bianco d. 60 - base nera	KKK6TBNE	513
tavolo tondo in HPL bianco d. 80 - base nera	KKK8TBNE	583
BASE TONDA ACCIAIO INOX SATINATO		SATIN STAINLESS STEEL ROUND BASE
tavolo tondo in HPL bianco d. 60	KKK6TS	595
tavolo tondo in HPL bianco d. 80	KKK8TS	665
tavolo tondo in HPL nero d. 60	KKK6TNS	595
tavolo tondo in HPL nero d. 80	KKK8TNS	665
BASE QUADRA ACCIAIO VERNICIATO BIANCO		WHITE PAINTED STEEL SQUARE BASE
tavolo quadro in HPL bianco l. 60 - base bianca	KKK6QB	513
tavolo quadro in HPL bianco l. 80 - base bianca	KKK8QB	583
BASE QUADRA ACCIAIO VERNICIATO NERO		BLACK PAINTED STEEL SQUARE BASE
tavolo quadro in HPL nero l. 60 - base nera	KKK6QN	513
tavolo quadro in HPL nero l. 80 - base nera	KKK8QN	583
tavolo quadro in HPL bianco l. 60 - base nera	KKK6QBNE	513
tavolo quadro in HPL bianco l. 80 - base nera	KKK8QBNE	583
BASE QUADRA ACCIAIO INOX SATINATO		SATIN STAINLESS STEEL square BASE
tavolo quadro in HPL bianco l. 60	KKK6QS	595
tavolo quadro in HPL bianco l. 80	KKK8QS	665
tavolo quadro in HPL nero l. 60	KKK6QNS	595
tavolo quadro in HPL nero l. 80	KKK8QNS	665
BASE ACCIAIO VERNICIATO ALLUMINIO		ALUMINIUM PAINTED STEEL BASE
tavolo tondo in HPL bianco d. 60	KKK6TV	443
tavolo tondo in HPL bianco d. 80	KKK8TV	513
BASE 4 RAZZE ACCIAIO CROMATO		4-STAR CHROMED STEEL BASE
tavolo tondo in HPL bianco d. 80	KKK8T4	606
tavolo tondo in HPL nero d. 80	KKK8T4N	606
BASE 4 RAZZE ACCIAIO CROMATO		4-STAR CHROMED STEEL BASE
tavolo quadro in HPL bianco l. 60	KKK6Q4	536
tavolo quadro in HPL bianco l. 80	KKK8Q4	606
tavolo quadro in HPL nero l. 60	KKK6Q4N	536
tavolo quadro in HPL nero l. 80	KKK8Q4N	606
BASE 4 RAZZE ACCIAIO CROMATO		4-STAR CHROMED STEEL BASE
tavolo rettangolare in HPL bianco l. 120x59	KKK124	735
TAVOLO QUADRO TELAIO VERNICIATO ALLUMINIO		SQUARE TABLE ALUMINIUM PAINTED FRAME
piano melaminico bianco	KKK4B	333
piano melaminico nero	KKK4N	333
TAVOLO RETTANGOLARE TELAIO VERNICIATO ALLUMINIO		RECTANGULAR TABLE ALUMINIUM PAINTED FRAME
piano melaminico bianco	KKK5B	368
piano melaminico nero	KKK5N	368
BASE TONDA ACCIAIO INOX		ROUND STAINLESS STEEL BASE
tavolo quadro in MDF bianco l. 60	KKK6BX	799
tavolo quadro in MDF nero l. 60	KKK6NX	799

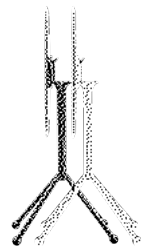


KALEOX (TAVOLI-TABLES)



			COD. CODE	£	
	BASE TONDA ACCIAIO VERNICIATO BIANCO	WHITE PAINTED STEEL ROUND BASE			
	tavolo tondo in HPL bianco d. 60 - base bianca	round table in white HPL d. 60 - white base	KK60TB	548	
	BASE TONDA ACCIAIO VERNICIATO NERO	BLACK PAINTED STEEL ROUND BASE			
	tavolo tondo in HPL nero d. 60 - base nera	round table in black HPL d. 60 - black base	KK60TN	548	
	tavolo tondo in HPL bianco d. 60 - base nera	round table in white HPL d. 60 - black base	KK60TBNE	548	
	BASE TONDA ACCIAIO INOX SATINATO	SATIN STAINLESS STEEL ROUND BASE			
	tavolo tondo in HPL bianco d. 60	round table in white HPL d. 60	KK60TS	630	
	tavolo tondo in HPL nero d. 60	round table in black HPL d. 60	KK60TNS	630	
	BASE TONDA ACCIAIO VERNICIATO BIANCO	WHITE PAINTED STEEL ROUND BASE			
	tavolo tondo in HPL bianco d. 80 - base bianca	round table in white HPL d. 80 - white base	KK80TB	618	
	BASE TONDA ACCIAIO VERNICIATO NERO	BLACK PAINTED STEEL ROUND BASE			
	tavolo tondo in HPL nero d. 80 - base nera	round table in black HPL d. 80 - black base	KK80TN	618	
	tavolo tondo in HPL bianco d. 80 - base nera	round table in white HPL d. 80 - black base	KK80TBNE	618	
	BASE TONDA ACCIAIO INOX SATINATO	SATIN STAINLESS STEEL ROUND BASE			
	tavolo tondo in HPL bianco d. 80	round table in white HPL d. 80	KK80TS	700	
	tavolo tondo in HPL nero d. 80	round table in black HPL d. 80	KK80TNS	700	
	BASE QUADRA ACCIAIO VERNICIATO BIANCO	WHITE PAINTED STEEL SQUARE BASE			
	tavolo quadro in HPL bianco l. 60 - base bianca	square table in white HPL w. 60 - white base	KK60QB	548	
	BASE QUADRA ACCIAIO VERNICIATO NERO	BLACK PAINTED STEEL SQUARE BASE			
	tavolo quadro in HPL nero l. 60 - base nera	square table in black HPL w. 60 - black base	KK60QN	548	
	tavolo quadro in HPL bianco l. 60 - base nera	square table in white HPL w. 60 - black base	KK60QBNE	548	
	BASE QUADRA ACCIAIO INOX SATINATO	SATIN STAINLESS STEEL SQUARE BASE			
	tavolo quadro in HPL bianco l. 60	square table in white HPL w. 60	KK60QS	630	
	tavolo quadro in HPL nero l. 60	square table in black HPL w. 60	KK60QNS	630	
	BASE QUADRA ACCIAIO VERNICIATO BIANCO	WHITE PAINTED STEEL SQUARE BASE			
	tavolo quadro in HPL bianco l. 80 - base bianca	square table in white HPL w. 80 - white base	KK80QB	618	
	BASE QUADRA ACCIAIO VERNICIATO NERO	BLACK PAINTED STEEL SQUARE BASE			
	tavolo quadro in HPL nero l. 80 - base nera	square table in black HPL w. 80 - black base	KK80QN	618	
	tavolo quadro in HPL bianco l. 80 - base nera	square table in white HPL w. 80 - black base	KK80QBNE	618	
	BASE QUADRA ACCIAIO INOX SATINATO	SATIN STAINLESS STEEL SQUARE BASE			
	tavolo quadro in HPL bianco l. 80	square table in white HPL w. 80	KK80QS	700	
	tavolo quadro in HPL nero l. 80	square table in black HPL w. 80	KK80QNS	700	
	BASE TONDA ACCIAIO VERNICIATO BIANCO	WHITE PAINTED STEEL ROUND BASE			
	tavolo tondo in HPL bianco d. 60 - base bianca	round table in white HPL d. 60 - white base	KK61TB	560	
	BASE TONDA ACCIAIO VERNICIATO NERO	BLACK PAINTED STEEL ROUND BASE			
	tavolo tondo in HPL nero d. 60 - base nera	round table in black HPL d. 60 - black base	KK61TN	560	
	tavolo tondo in HPL bianco d. 60 - base nera	round table in white HPL d. 60 - black base	KK61TBNE	560	
	BASE TONDA ACCIAIO INOX SATINATO	SATIN STAINLESS STEEL ROUND BASE			
	tavolo tondo in HPL bianco d. 60	round table in white HPL d. 60	KK61TS	641	
	tavolo tondo in HPL nero d. 60	round table in black HPL d. 60	KK61TNS	641	
	BASE QUADRA ACCIAIO VERNICIATO BIANCO	WHITE PAINTED STEEL SQUARE BASE			
	tavolo quadro in HPL bianco l. 60 - base bianca	square table in white HPL w. 60 - white base	KK61QB	560	
	BASE QUADRA ACCIAIO VERNICIATO NERO	BLACK PAINTED STEEL SQUARE BASE			
	tavolo quadro in HPL nero l. 60 - base nera	square table in black HPL w. 60 - black base	KK61QN	560	
	tavolo quadro in HPL bianco l. 60 - base nera	square table in white HPL w. 60 - black base	KK61QBNE	560	
	BASE QUADRA ACCIAIO INOX SATINATO	SATIN STAINLESS STEEL square BASE			
	tavolo quadro in HPL bianco l. 60	square table in white HPL w. 60	KK61QS	641	
	tavolo quadro in HPL nero l. 60	square table in black HPL w. 60	KK61QNS	641	

KALEOX (TAVOLI PIANO RIBALTABILE FOLDING TOP TABLES)



		COD. CODE	£	
	TELAIO BIANCO	WHITE FRAME		
	tavolo tondo in HPL bianco d. 60	round table in white HPL d. 60	KK60TRB	
	TELAIO NERO	BLACK FRAME		
	tavolo tondo in HPL nero d. 60	round table in black HPL d. 60	KK60TRN	
	TELAIO BIANCO	WHITE FRAME		
	tavolo tondo in HPL bianco d. 60	round table in white HPL d. 60	KK61TRB	
	TELAIO NERO	BLACK FRAME		
	tavolo tondo in HPL nero d. 60	round table in black HPL d. 60	KK61TRN	

KEY MOVE

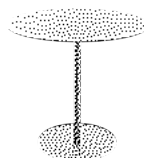
Tavolo in acciaio verniciato
Painted steel table



		COD. CODE	£	
	TAVOLO	TABLE		
	verniciato bianco	white painted	KJ83TB	
	verniciato nero	black painted	KJ83TN	
	verniciato tortora	dove-colour painted	KJ83TT	

KAPİO (TAVOLI-TABLES)

Piano e basi in acciaio verniciato
Painted steel top and base



			COD. CODE	£	
	piano tavolo tondo verniciato bianco d. 60	round white painted top d. 60	KPT60B	240	
	piano tavolo tondo verniciato tortora d. 60	round dove-colour painted top d. 60	KPT60T	240	
	piano tavolo tondo verniciato giallo d. 60	round yellow-colour painted top d. 60	KPT60G	240	
	piano tavolo tondo verniciato lava d. 60	round lava painted top d. 60	KPT60L	240	
	base tonda piana verniciata bianca h. 46	round white painted flat base h. 46	KB441B	350	
	base tonda piana verniciata tortora h. 46	round dove-colour painted flat base h. 46	KB441T	350	
	base tonda piana verniciata gialla h. 46	round yellow-colour painted flat base h. 46	KB441G	350	
	base tonda piana verniciata lava h. 46	round lava painted flat base h. 46	KB441L	350	
	base tonda piana cromata h. 46	round chromed flat base h. 46	KB441C	426	
	base tonda piana verniciata bianca h. 75	round white painted flat base h. 75	KB741B	361	
	base tonda piana verniciata tortora h. 75	round dove-colour painted flat base h. 75	KB741T	361	
	base tonda piana verniciata gialla h. 75	round yellow-colour painted flat base h. 75	KB741G	361	
	base tonda piana verniciata lava h. 75	round lava painted flat base h. 75	KB741L	361	
	base tonda piana cromata h. 75	round chromed flat base h. 75	KB741C	438	
	base tonda piana verniciata bianca h. 110	round white painted flat base h. 110	KB148B	420	
	base tonda piana verniciata tortora h. 110	round dove-colour painted flat base h. 110	KB148T	420	
	base tonda piana verniciata gialla h. 110	round yellow-colour painted flat base h. 110	KB148G	420	
	base tonda piana verniciata lava h. 110	round lava painted flat base h. 110	KB148L	420	
	base tonda piana cromata h. 110	round chromed flat base h. 110	KB148C	501	
	base in tondino verniciato bianco h. 46	white painted rod frame h. 46	KB445B	257	
	base in tondino verniciato tortora h. 46	dove-colour painted rod frame h. 46	KB445T	257	
	base in tondino verniciato giallo h. 46	yellow-colour painted rod frame h. 46	KB445G	257	
	base in tondino verniciato lava h. 46	lava painted rod frame h. 46	KB445L	257	
	base in tondino verniciato bianco h. 54	white painted rod frame h. 54	KB545B	275	
	base in tondino verniciato tortora h. 54	dove-colour painted rod frame h. 54	KB545T	275	
	base in tondino verniciato giallo h. 54	yellow-colour painted rod frame h. 54	KB545G	275	
	base in tondino verniciato lava h. 54	lava painted rod frame h. 54	KB545L	275	
	piano tavolo tondo verniciato bianco d. 80	round white painted top d. 80	KPT80B	350	
	piano tavolo tondo verniciato tortora d. 80	round dove-colour painted top d. 80	KPT80T	350	
	piano tavolo tondo verniciato giallo d. 80	round yellow-colour painted top d. 80	KPT80G	350	
	piano tavolo tondo verniciato lava d. 80	round lava painted top d. 80	KPT80L	350	
	piano tavolo quadro verniciato bianco l. 70	squared white painted top w. 70	KPQ70B	326	
	piano tavolo quadro verniciato tortora l. 70	squared dove-colour painted top w. 70	KPQ70T	326	
	piano tavolo quadro verniciato giallo l. 70	squared yellow-colour painted top w. 70	KPQ70G	326	
	piano tavolo quadro verniciato lava l. 70	squared lava painted top w. 70	KPQ70L	326	
	base tonda piana verniciata bianca h. 46	round white painted flat base h. 46	KB448B	391	
	base tonda piana verniciata tortora h. 46	round dove-colour painted flat base h. 46	KB448T	391	
	base tonda piana verniciata gialla h. 46	round yellow-colour painted flat base h. 46	KB448G	391	
	base tonda piana verniciata lava h. 46	round lava painted flat base h. 46	KB448L	391	
	base tonda piana cromata h. 46	round chromed flat base h. 46	KB448C	466	
	base tonda piana verniciata bianca h. 75	round white painted flat base h. 75	KB748B	403	
	base tonda piana verniciata tortora h. 75	round dove-colour painted flat base h. 75	KB748T	403	
	base tonda piana verniciata gialla h. 75	round yellow-colour painted flat base h. 75	KB748G	403	
	base tonda piana verniciata lava h. 75	round lava painted flat base h. 75	KB748L	403	
	base tonda piana cromata h. 75	round chromed flat base h. 75	KB748C	478	
	SOLO PER PIANO TONDO d. 80		ONLY FOR ROUND TOP d. 80		
	base in tondino verniciato bianco h. 46	white painted rod frame h. 46	KB467B	292	
	base in tondino verniciato tortora h. 46	dove-colour painted rod frame h. 46	KB467T	292	
	base in tondino verniciato giallo h. 46	yellow-colour painted rod frame h. 46	KB467G	292	
	SOLO PER PIANO TONDO d. 80		ONLY FOR ROUND TOP d. 80		
	base in tondino verniciato bianco h. 54	white painted rod frame h. 54	KB567B	310	
	base in tondino verniciato tortora h. 54	dove-colour painted rod frame h. 54	KB567T	310	
	base in tondino verniciato giallo h. 54	yellow-colour painted rod frame h. 54	KB567G	310	
	base in tondino verniciato lava h. 54	lava painted rod frame h. 54	KB567L	310	

FABRIC MATRIX

CAT. A	LEAD TIME
Planet Vinyl	4/5 weeks

CAT. C	LEAD TIME
Cura	4/5 weeks
Skill Vinyl	4/5 weeks
Trevi	4/5 weeks
Xtreme	4/5 weeks
Cara	6/7 weeks
Carlow	6/7 weeks
Era	6/7 weeks
Fiji	6/7 weeks
Gravity	6/7 weeks
Pheonix	6/7 weeks
Rivet	6/7 weeks

CAT. D	LEAD TIME
Bond	4/5 weeks
Extrema Ikon	4/5 weeks
Extrema/AU	4/5 weeks
Fenice	4/5 weeks
Hitch	4/5 weeks
Repetto	4/5 weeks
Advantage	6/7 weeks
Canopy	6/7 weeks
Chateau	6/7 weeks
Lucia	6/7 weeks
Lucia CS	6/7 weeks
Mainline Flax	6/7 weeks
Main Line Plus	6/7 weeks
Manhattan	6/7 weeks
Patina	6/7 weeks
Sonus	6/7 weeks
Sonus Etch	6/7 weeks
Sprint	6/7 weeks
Quest	6/7 weeks
Urban	6/7 weeks
Vita	6/7 weeks
X2	6/7 weeks
Xtreme CS	6/7 weeks

CAT. E	LEAD TIME
24/7.	6/7 weeks
Aquarius	6/7 weeks
Aspect	6/7 weeks
Blazer	6/7 weeks
Blazer light	6/7 weeks
Halcyon (all)	6/7 weeks
Hemp	6/7 weeks
Hi-Tech	6/7 weeks
Honeycomb	6/7 weeks
Intervene (plain + texture)	6/7 weeks
Kyoto	6/7 weeks
Landscape	6/7 weeks
Manilla	6/7 weeks
Nexus	6/7 weeks
Oceanic	6/7 weeks
Silk	6/7 weeks
Sumi	6/7 weeks
Synergy (standard only)	6/7 weeks
Track	6/7 weeks

HEAD OFFICE

Frem Group
Concept House
Upton Valley Way East
Pineham Business Park
Northampton
NN4 9EF


LONDON SHOWROOM:

84 Clerkenwell Road
London
EC1M 5RF

info@fremgroup.co.uk
+44 (0) 1604 756567
www.frem.co.uk

 @frem_furniture

 linkedin/company/fremgroup

 instagram/fremgroup



Frem Seating



Contact Us